



• Conservation Board Report August 2022

Summary

This report provides a summary of conservation activity and expenditures for June 2022.

Purpose

Informational

Detailed Report

Conservation Expenditures – FY2020/21 & FY2021/22 ⁽¹⁾







	Paid ⁽²⁾	Committed ⁽³⁾
Regional Devices	\$7.6 M	\$7.2 M
Member Agency Administered	\$8.0 M	\$1.7 M
Turf Replacement	\$17.4 M	\$23.8 M
Advertising	\$4.6 M	\$0.0 M
Other	\$2.9 M	\$1.0 M
TOTAL	\$40.5 M	\$33.7 M

(1) The Conservation Program biennial expenditure authorization was \$86 million and expected expenditures for rate setting purposes were \$50 million.

(2) As of 7/1/2020 - 6/30/2022

(3) Committed dollars as of July 10, 2022

Summary of Expenditures in June 2022: \$11,375,768 ^(*)

 Turf Replacement Rebates: June: 871,719 ft ² removed FY2020/21-FY2021/22: 9,177,381 ft ² removed	 Clothes Washers: June: 512 units rebated FY2020/21-FY2021/22: 31,577 units rebated
 Smart Controllers: June: 3,369 units rebated FY2020/21-FY2021/22: 26,992 units rebated	 Toilets: June: 2,833 units rebated FY2020/21-FY2021/22: 23,848 units rebated
 Rain Barrels and Cisterns: June: 1,547 units rebated FY2020/21-FY2021/22: 5,914 units rebated	 Sprinkler Nozzles: June: 4,110 units rebated FY2020/21-FY2021/22: 60,464 units rebated

Lifetime Water Savings to be achieved by all rebates in June 2022: 13,242 AF

FY2020/21-FY2021/22: 88,706 AF lifetime water savings

(*) Expenditures may include advertising and Water Savings Incentive Program activity in addition to the incentives highlighted above.