

Metropolitan Water District of Southern California Retiree Healthcare Plan



Actuarial Valuation Results July 1, 2021

June 13, 2022

Michael Schionning, FSA, MAAA
Margaret Tempkin, FSA, EA, MAAA

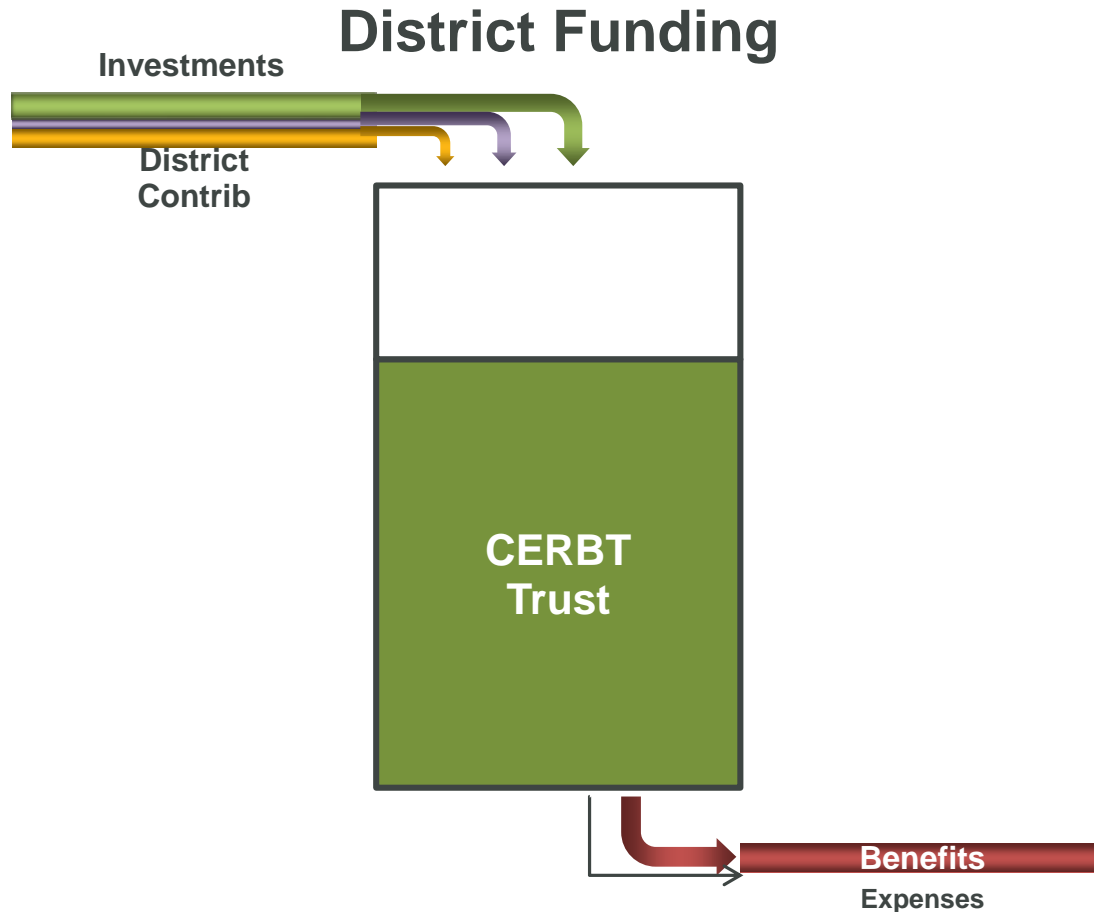


Agenda



- Background
- Valuation Results
 - Membership
 - Funded Status
 - Changes in UAL
 - Contributions
 - Projections

A Dynamic System

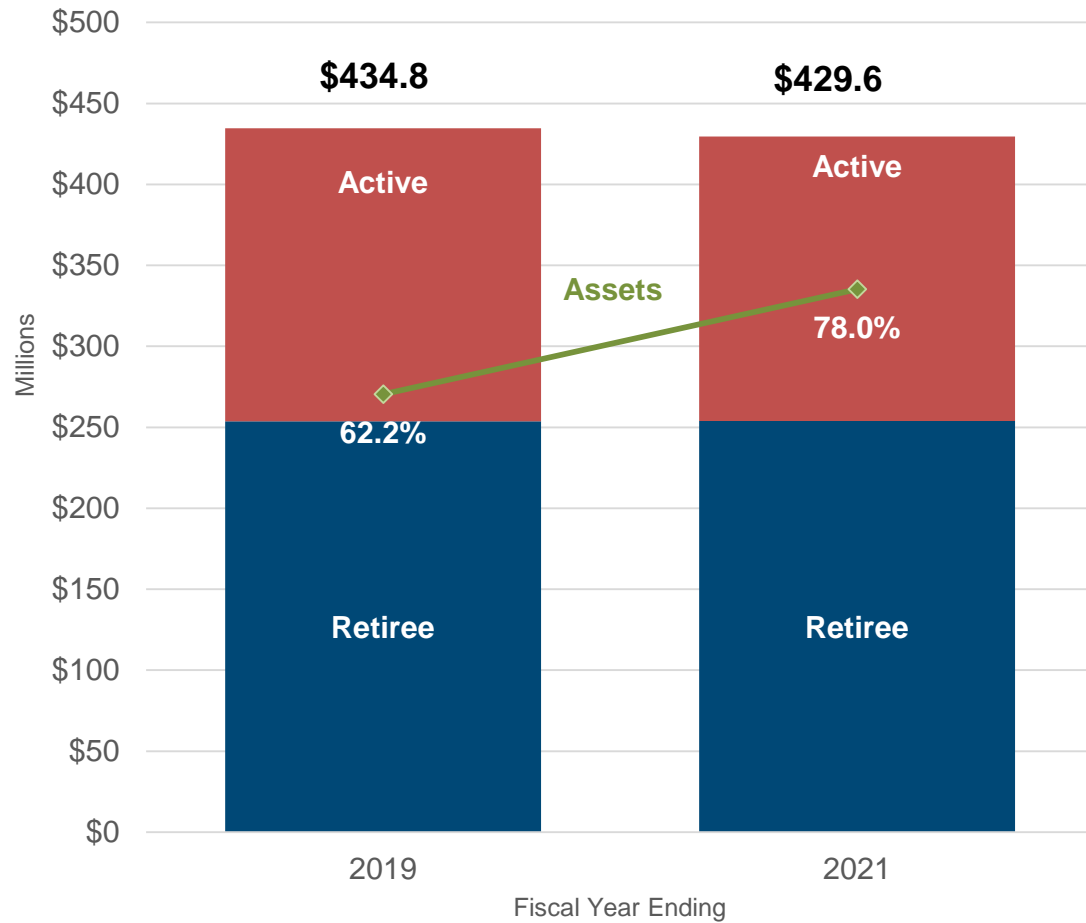


- Primary purpose of valuation is to set District contributions
 - 2021 valuation develops contributions for FYE 2023 and FYE 2024
- Project future benefit payments
 - Plan provisions, census data, and actuarial assumptions
- Determine funding target
 - Actuarial cost method and assumptions
- Set District contributions
 - Plan provisions, actuarial methods, and discount rate

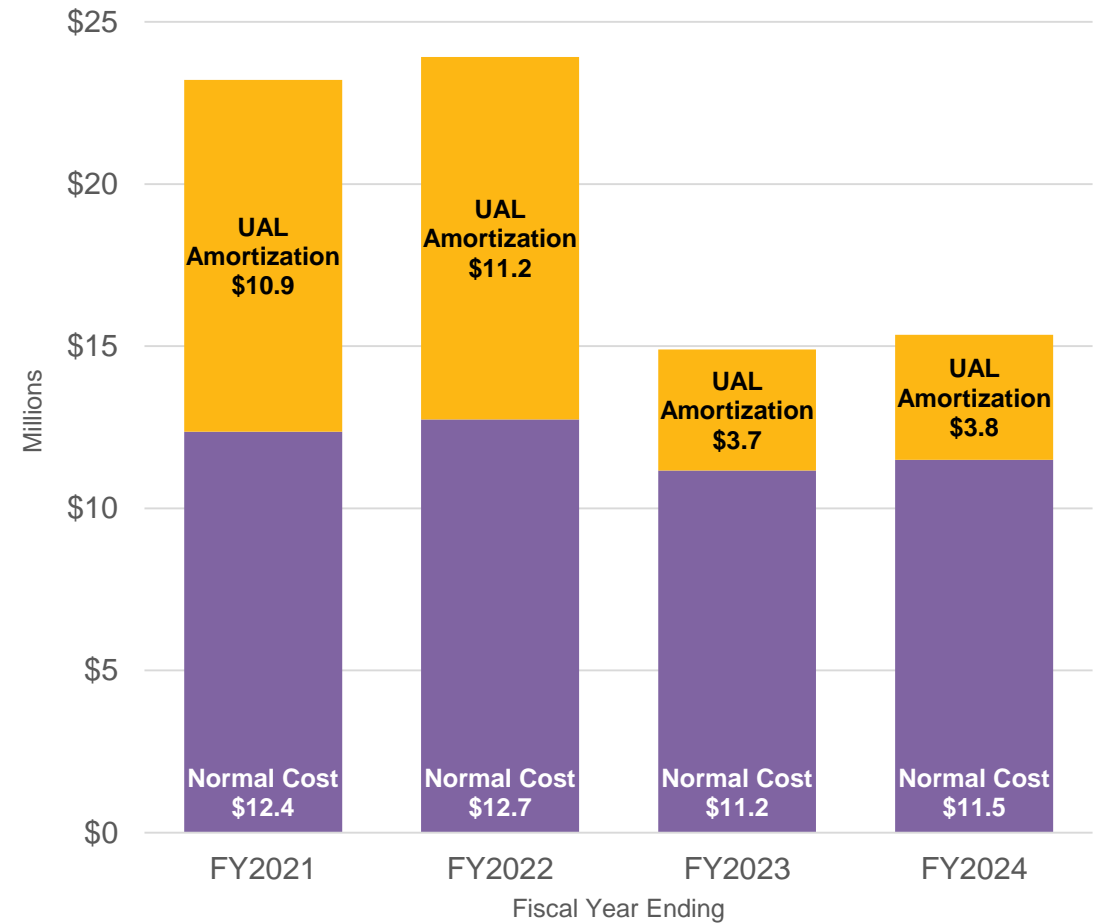
Valuation Results



Funded Status



Actuarial Determined Contributions



Membership



Valuation Date	June 30, 2019	June 30, 2021	% Change
Active Employees			
Active Employees	1,820	1,856	2.0%
Average Age	48.4	48.3	-0.3%
Average Service	13.8	13.3	-3.5%
Covered Payroll	\$ 218,935	\$ 235,294	7.5%
Inactive with Medical Coverage			
Retired participants & Surviving Spouses	1,759	1,921	9.2%
Spouses	960	1,000	4.2%
Total	2,719	2,921	7.4%

- Active population increased by 2%
- Retired population increased by over 7%
 - Retirees and surviving spouses increased by 9.2%
 - Covered spouses increased by 4.2%

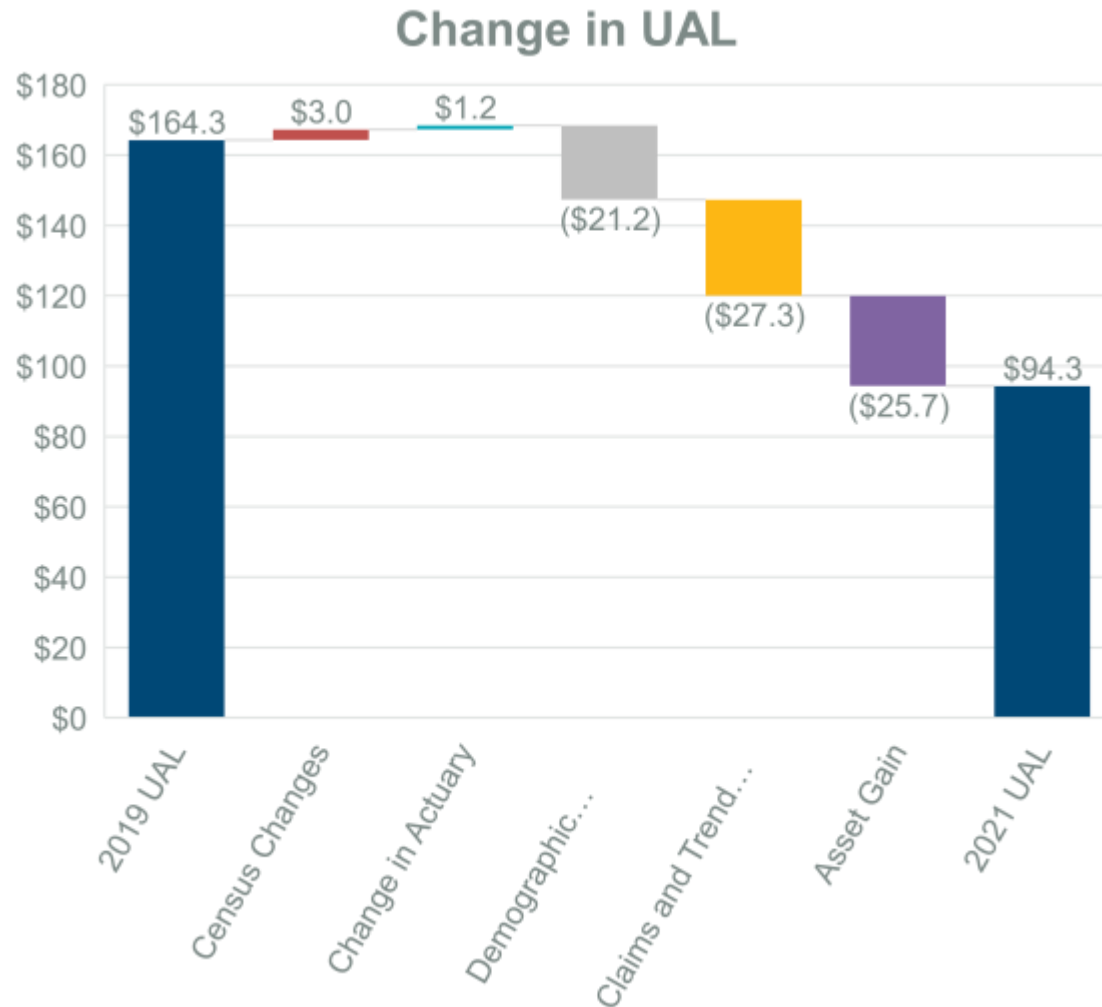
Funded Status



Unfunded Actuarial Liability (UAL)		
	June 30, 2019	June 30, 2021
Actuarial Liability (AL)	\$434,759,000	\$429,603,000
Actuarial Value of Assets	<u>270,457,000</u>	<u>335,254,000</u>
Unfunded Actuarial Liability (UAL)	\$164,302,000	\$ 94,349,000
% Funded	62.21%	78.04%

- Liability declined while assets grew, substantially increasing the funded status from 62% to 78%
- Assets grew by 24% due to the positive investment experience as of June 30, 2021

Changes in UAL



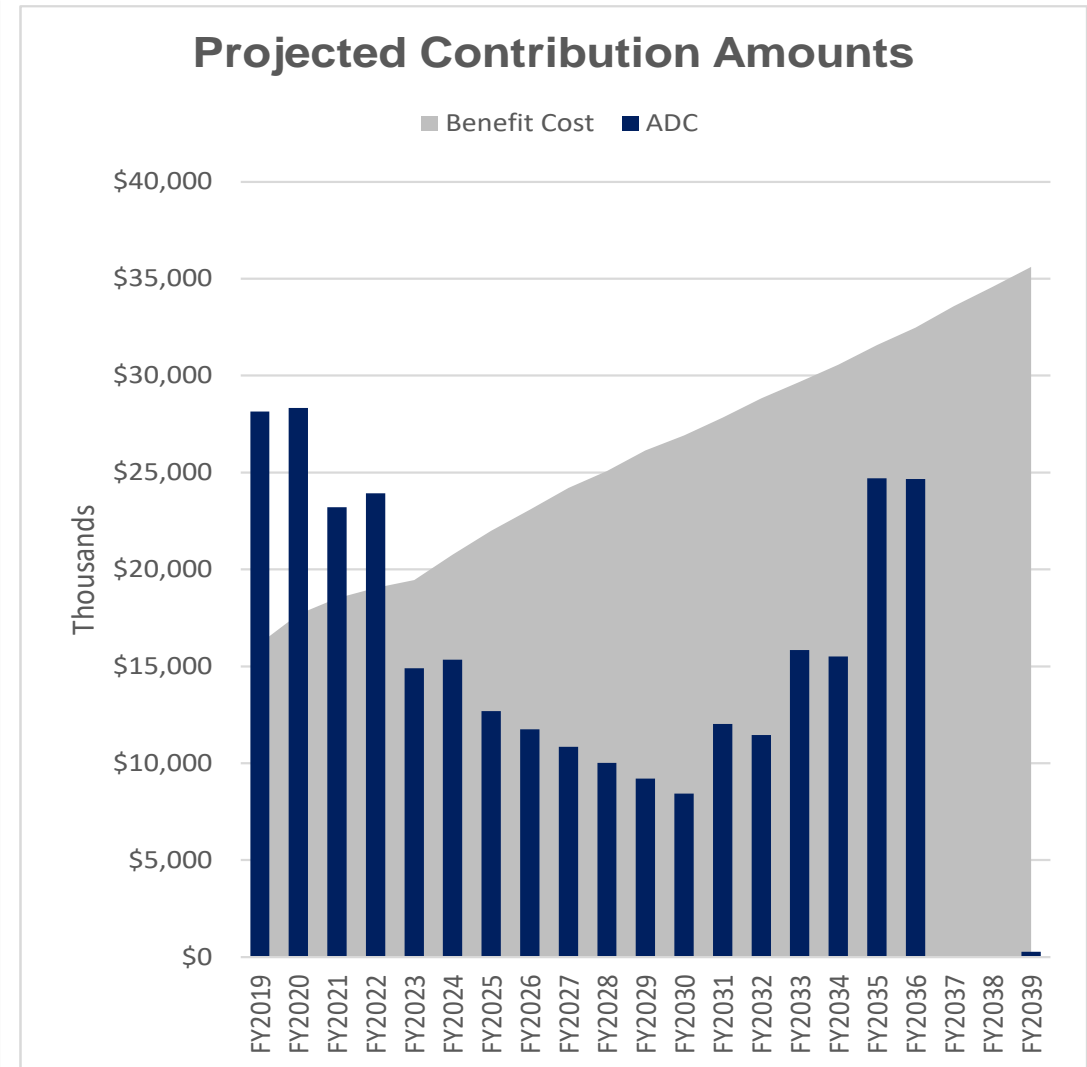
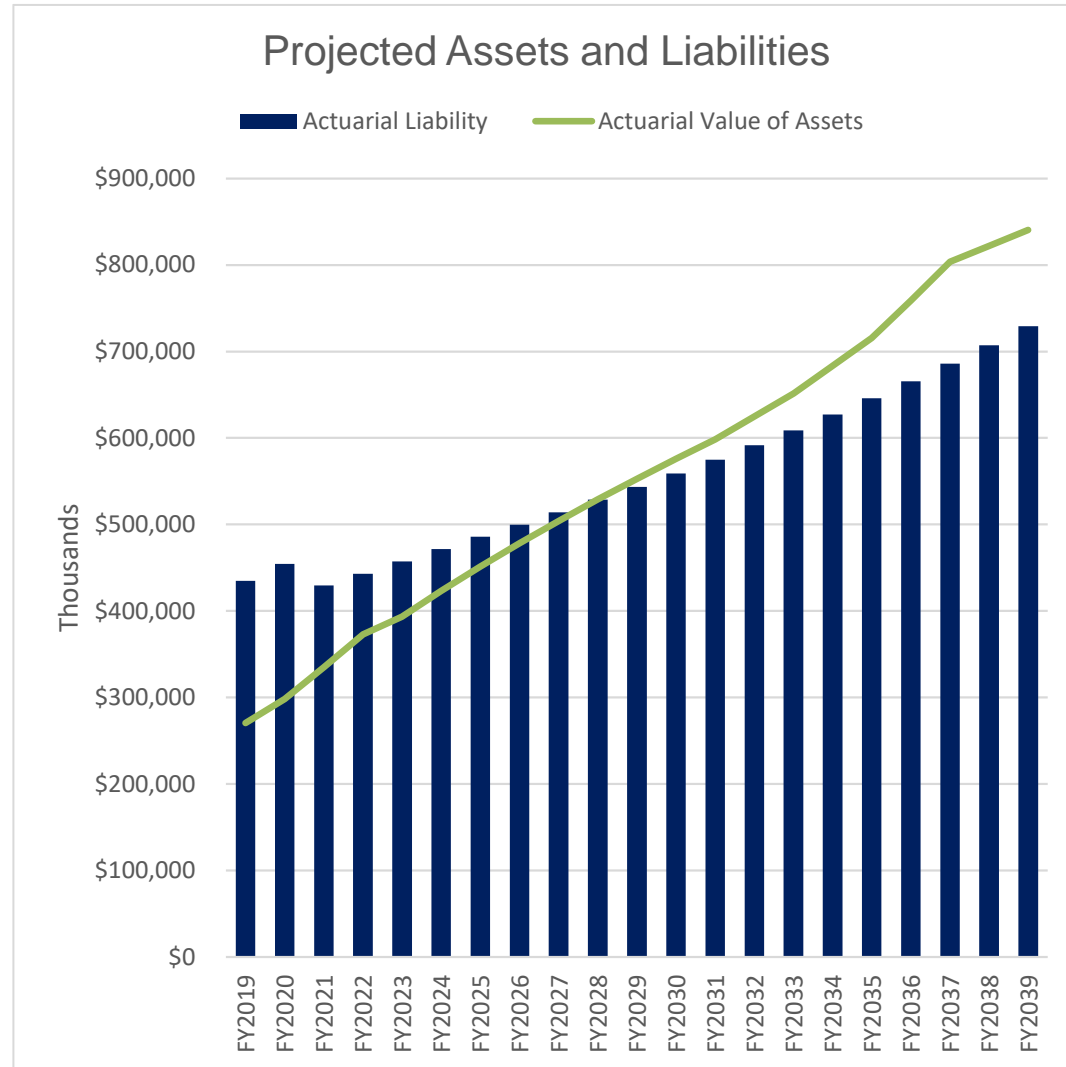
- UAL decreased \$70.0 million
- Reductions
 - \$21.2 million due to changes in demographic assumptions
 - \$27.3 million due to claims experience and trend assumptions
 - \$25.7 million due to investment returns
- Increases
 - \$4.2 million due to census changes and the change in actuary



	Actuarial Determined Contribution			
	FY2021	FY2022	FY2023	FY2024
Normal Cost	\$12,363,000	\$12,742,000	\$11,166,000	\$11,501,000
UAL Amortization	<u>\$10,854,000</u>	<u>\$11,180,000</u>	<u>\$3,737,000</u>	<u>\$3,848,000</u>
Total	\$23,217,000	\$23,922,000	\$14,903,000	\$15,349,000

- District's contribution declined due to significant reduction in UAL
- The normal cost portion has remained relatively stable, with a slight reduction due to the assumption changes

Projections – Explicit Subsidy Paid Through Trust



June 13, 2022



- The purpose of this presentation is to present the preliminary results of the June 30, 2021 Actuarial Valuation for the Metropolitan Water District of Southern California Retiree Healthcare Plan (the District).
- This presentation was prepared exclusively for the District for the purpose described herein. Other users of this presentation are not intended users as defined in the Actuarial Standards of Practice, and Cheiron assumes no duty or liability to any other user.
- In preparing our presentation, we relied on information (some oral and some written) supplied by the Plan. This information includes, but is not limited to, the plan provisions, employee data, and financial information. We performed an informal examination of the obvious characteristics of the data for reasonableness and consistency in accordance with Actuarial Standard of Practice No. 23.
- Cheiron utilizes ProVal actuarial valuation software leased from Winklevoss Technologies (WinTech) to calculate liabilities and project benefit payments. We have relied on WinTech as the developer of ProVal. We have a basic understanding of ProVal and have used ProVal in accordance with its original intended purpose. We have not identified any material inconsistencies in assumptions or output of ProVal that would affect this valuation.
- Health care trends for this valuation were developed using the Society of Actuaries (SOA) Long-Run Medical Cost Trend Model. The SOA Long-Run Medical Cost Trend Model and its baseline projection are based on an econometric analysis of historical U.S. medical expenditures and the judgments of experts in the field. The long-run baseline projection and input variables have been developed under the guidance of the SOA Project Oversight Group.

Certification (continued)



- We have relied on the Society of Actuaries as the developer of the Model. We have reviewed the Model and have a basic understanding of the Model and have used the Model in accordance with its original intended purpose. We have not identified any material inconsistencies in assumptions or output of the Model that would affect this valuation.
- This presentation has been prepared in accordance with generally recognized and accepted actuarial principles and practices and our understanding of the Code of Professional Conduct and applicable Actuarial Standards of Practice set out by the Actuarial Standards Board as well as applicable laws and regulations. Furthermore, as credentialed actuaries, we meet the Qualification Standards of the American Academy of Actuaries to render the opinion contained in this presentation. This presentation does not address any contractual or legal issues. We are not attorneys and our firm does not provide any legal services or advice.

Margaret Tempkin, FSA, EA, MAAA
Principal Consulting Actuary

Michael W. Schionning, FSA, MAAA
Principal Consulting Actuary