



Water Resource Management Group

• Conservation Board Report January 2025

Summary

This report provides a summary of conservation activities and expenditures for November 2024.

Purpose

Informational

Detailed Report


Conservation Expenditures – FY2024/25 & FY2025/26 ⁽¹⁾

	Paid ⁽²⁾	Committed ⁽³⁾
Regional Devices	\$1.4 M	\$1.4 M
Member Agency Administered	\$2.9 M	\$4.0 M
Turf Replacement	\$6.7 M	\$22.3 M
Advertising	\$0.1 M	\$0.9 M
Other	\$1.0 M	\$1.1 M
TOTAL	\$12.1 M	\$29.7 M


(1) The Conservation Program biennial expenditure authorization is \$98.2 million.

(2) Paid as of 7/1/2024 - 11/30/2024. Financial reporting on cash basis.

(3) Committed dollars as of December 10, 2024




Turf Replacement Rebates:
November: 270,253 ft² replaced
FY2024/25-FY2025/26: 3,094,596 ft² replaced




Clothes Washers:
November: 580 units rebated
FY2024/25-FY2025/26: 3,257 units rebated




Trees (part of Turf Replacement Program):
November: 100 trees rebated
FY2024/25-FY2025/26: 992 units rebated



Toilets:
November: 836 units rebated
FY2024/25-FY2025/26: 6,721 units rebated



Smart Controllers:
November: 920 units rebated
FY2024/25-FY2025/26: 3,108 units rebated



Sprinkler Nozzles:
November: 1,279 units rebated
FY2024/25-FY2025/26: 7,342 units rebated

(1) Expenditures may include advertising and Water Savings Incentive Program activity in addition to the incentives highlighted above.