



Special Joint One Water and Stewardship and  
Board of Directors Workshop

# Update on Delta Conveyance Planning & Preconstruction Funding Request for 2026-2027

Item 9-2

November 18, 2024

## Item 9-2

### Delta Conveyance Project Planning and Pre-construction Funding

#### Subject

Update on the funding request from the Department of Water Resources for Metropolitan's share of the Delta Conveyance Project planning and pre-construction costs for 2026 and 2027 and proposed amendment to existing funding agreement

#### Purpose

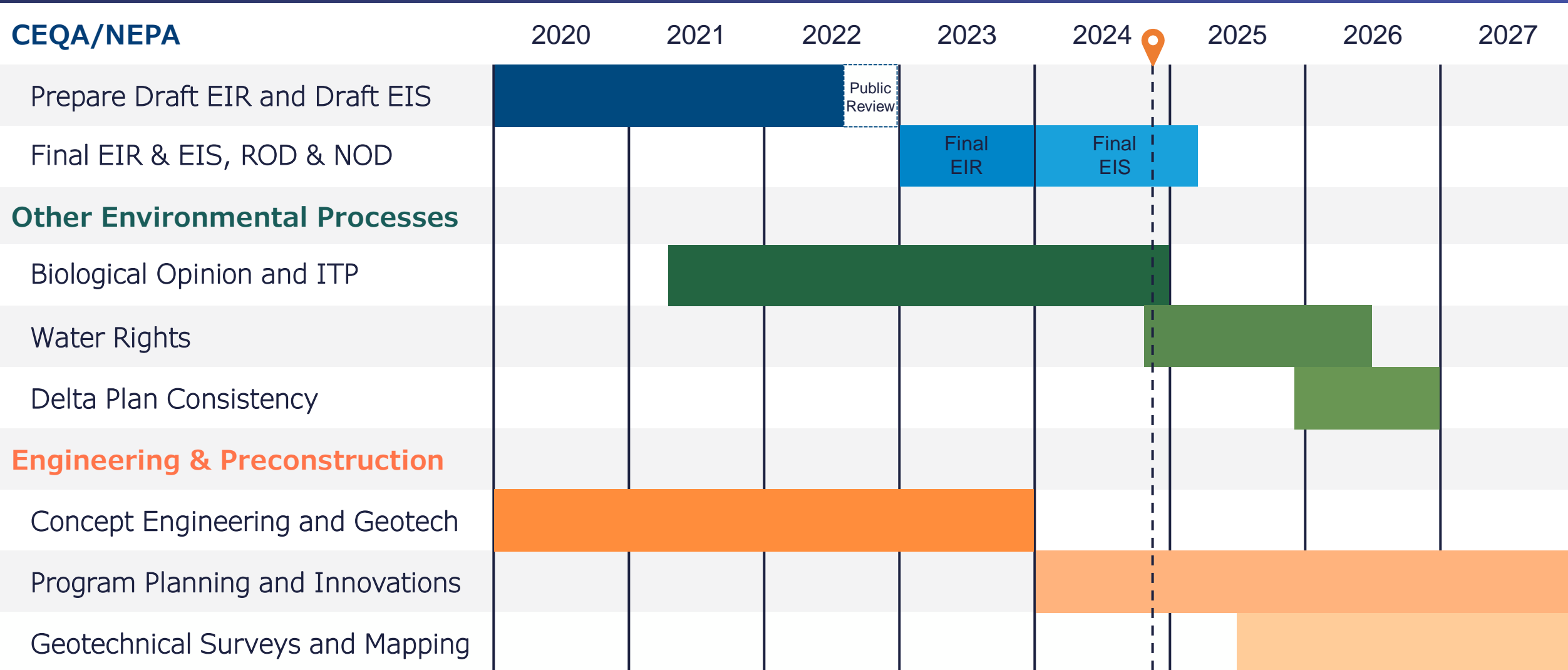
Provide additional information on Metropolitan's preconstruction and planning costs for the Delta Conveyance Project and related fiscal impacts.



Photo Credit: DWR

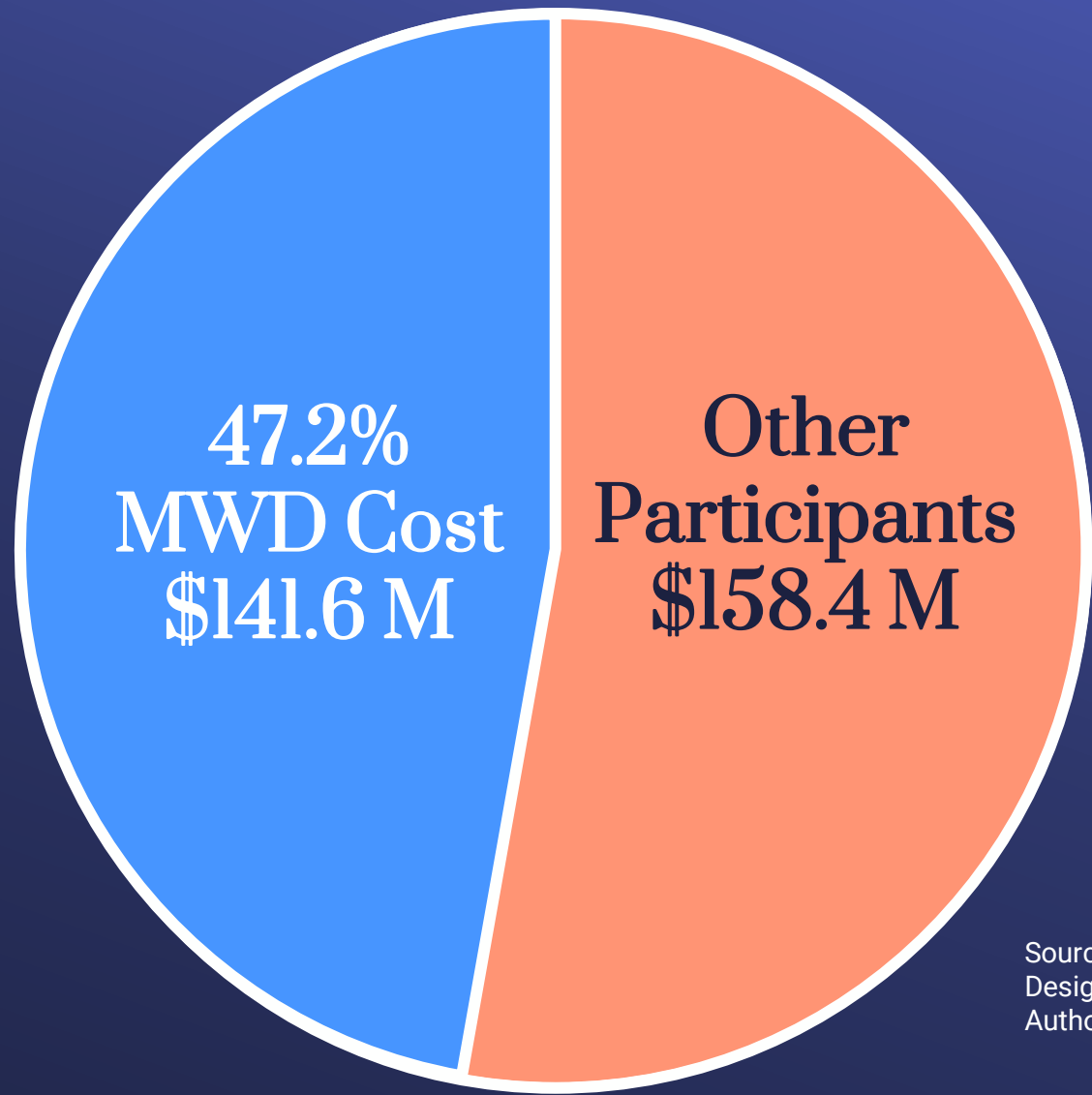
# Delta Conveyance Planning and Preconstruction

# Delta Conveyance Planning & Preconstruction Schedule



# DWR Requested Planning & Preconstruction Dollars (2026-2027)

Delta  
Conveyance  
Project  
Continued  
Planning &  
Preconstruction  
Funding

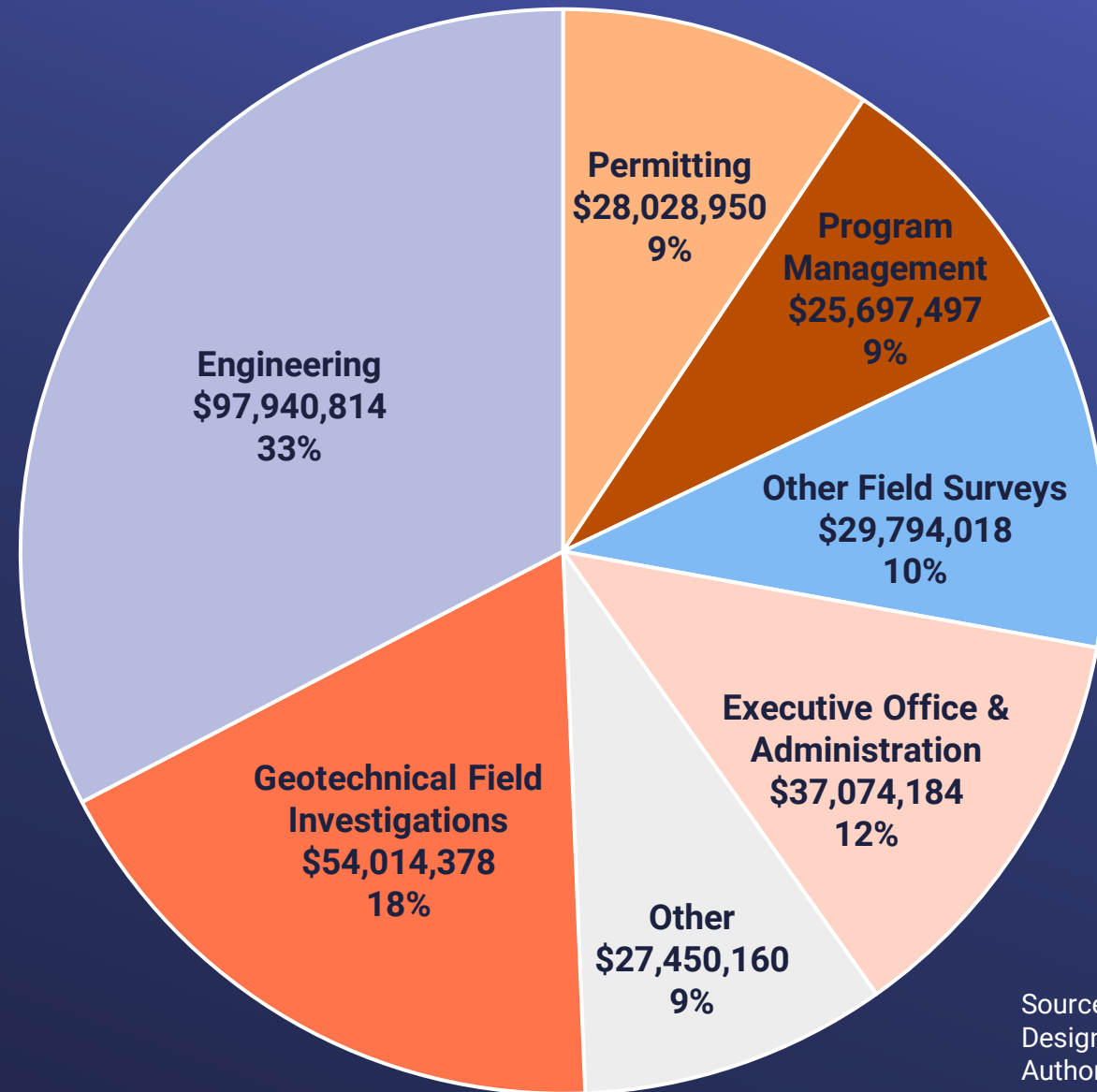


Source: Delta Conveyance Design and Construction Authority.

Metropolitan Costs  
(Fiscal Year)

| FY 25-26 | FY 26-27 | FY 27-28 | Total     |
|----------|----------|----------|-----------|
| \$25.7 M | \$74.7 M | \$41.3 M | \$141.6 M |

# Delta Conveyance Project Continued Planning & Preconstruction Funding



Source: Delta Conveyance Design and Construction Authority.

Note: Category "Other" includes Property and Easements (\$13M), Community Engagement/Outreach (\$7M), and Mitigation (\$7M).

# DCP Participating Agencies



M&I

Ag

M&I

| Region              | Contractors                        | Board Approved % Participation |        |
|---------------------|------------------------------------|--------------------------------|--------|
|                     |                                    | Current                        | 26-27  |
| South Bay           | ✓ Alameda County FC&WCD, Zone 7    | 2.2 %                          | 2.2 %  |
|                     | Alameda County WD                  | 1.15 %                         |        |
|                     | Santa Clara Valley WD              | 3.23 %                         |        |
| San Joaquin Valley  | Dudley Ridge WD                    | 1.02 %                         |        |
|                     | Kern County WA                     | 11.22 %                        |        |
| Central Coastal     | San Luis Obispo County FC&WCD      | 0.6 %                          |        |
| Southern California | Antelope Valley-East Kern WA       | 3.95 %                         |        |
|                     | ✓ Santa Clarita Valley WA          | 2.6 %                          | 2.6 %  |
|                     | ✓ Coachella Valley WD              | 3.78 %                         | 3.78 % |
|                     | ✓ Crestline-Lake Arrowhead WA      | 0.16 %                         | 0.16 % |
|                     | Desert Water Agency                | 1.52 %                         |        |
|                     | <b>Metropolitan Water District</b> | 47.2 %                         |        |
|                     | ✓ Mojave Water Agency              | 2.45 %                         | 2.45 % |
|                     | ✓ Palmdale Water District          | 1.06 %                         | 1.06 % |
|                     | ✓ San Bernardino Valley MWD        | 2.8 %                          | 2.8 %  |
|                     | ✓ San Gabriel Valley MWD           | 0.79 %                         | 0.79 % |
|                     | ✓ San Geronimo Pass WA             | 2.0 %                          | 2.0 %  |
| Ventura County WPD  | 0.55 %                             |                                |        |

Note: Map not drawn to scale.

✓ indicates board action taken to support additional DCP planning and preconstruction activities.





Photo Credit: DWR

# Additional Information Requested from DWR

Metropolitan  
Letter to DWR  
10/24/24  
Five Specific  
Requests

- Key Permits & Certifications
- Proportional & Complete Planning Funding
- Funding & Financing for Implementation
- Near Term Improvements to SWP Reliability
- Resolution of Metropolitan Protest Items  
\$75 M dollar initial refund to be issued to  
Metropolitan no later than December 2025



Photo Credit: DWR

# Delta Conveyance Planning Rate Impacts

# Metropolitan's Share of DCP Planning Costs

in millions of dollars

|                                     | FY<br>2025/26 | FY<br>2026/27 | FY<br>2027/28 | Total          | CY 2027<br>Rate Impact <sup>1</sup> |
|-------------------------------------|---------------|---------------|---------------|----------------|-------------------------------------|
| Planning Costs – no credit offset   | \$25.7        | \$74.7        | \$41.3        | <b>\$141.6</b> | <b>6%</b>                           |
| Planning Costs net of \$75M credits | \$0.0         | \$25.3        | \$41.3        | <b>\$66.6</b>  | <b>3%</b>                           |

(1) Overall calendar year 2027 rate increase needed to generate additional revenues for DCP planning and preconstruction costs on a cash basis by June 30, 2028

# Next Steps: Conveyance for the SWP

Delta Conveyance Project – MWD Updates and Deliberation for Continued Planning Efforts

