



### ***One Water and Adaptation Committee***

3/9/2026 Committee Meeting

---

6c

#### **Subject**

---

Update on Water Surplus and Drought Management

#### **Executive Summary**

---

This report provides a preliminary accounting for water supply, demand, and storage conditions for calendar year (CY) 2026 as of February 5, 2026. This report also tracks the hydrologic conditions for water year (WY) 2025/26. Updated supply and hydrologic information will be provided during the March oral report.

Northern Sierra snowpack levels measure below normal at 40 percent, and precipitation levels measure above normal at 114 percent. The Upper Colorado River Basin snowpack measured below normal at 60 percent, and precipitation levels measured below normal at 88 percent.

Metropolitan's total imported supply is estimated to be 1.47 million acre-feet (MAF) for CY 2026 at current allocation levels, before stored supply withdrawal. On January 29, 2025, the California Department of Water Resources increased the State Water Project (SWP) Table A Allocation from 10 percent to 30 percent, reflecting improved hydrologic conditions observed in late December and early January. This brings Metropolitan's SWP supply to 574 thousand acre-feet (TAF). Further changes to the SWP allocation are possible, but will depend on current and future hydrologic conditions. February and March are the final traditional wet months, and additional snowstorms will be needed to improve snowpack conditions and support water supplies heading into the summer. The Colorado River Lower Basin is at a Level 1 shortage in CY 2026, which does not impact Metropolitan's operations or water supply. Metropolitan's Colorado River supply is currently estimated at 898 TAF. Metropolitan's Colorado River supply may change based on higher priority water use in California and future water management actions taken by Metropolitan.

Metropolitan's CY 2026 demands, including other obligations, are estimated to be 1.50 MAF. Holding the current estimated demand and available imported supply constant, Metropolitan's supplies are effectively balanced, with a minor supply gap of approximately 30 TAF. Metropolitan has sufficient dry-year storage to address the projected supply gap, including for the SWP Dependent Area.

#### **Fiscal Impact**

---

None

#### **Applicable Policy**

---

By Minute Item 43514, dated April 13, 1999, the Board adopted the Water Surplus and Drought Management Plan.

#### **Related Board Action(s)/Future Action(s)**

---

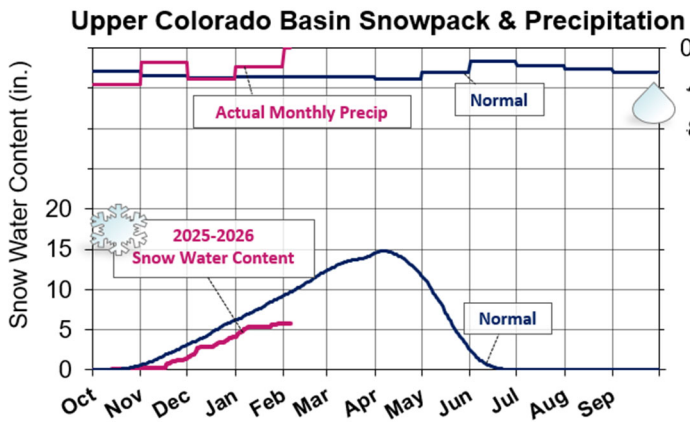
None/Routine Report

## Details and Background

### Background

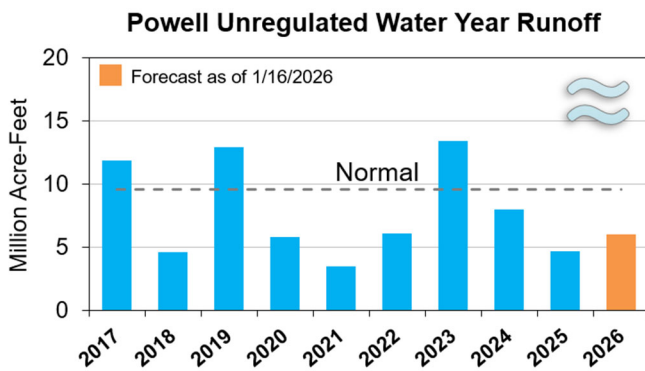
This Water Surplus and Drought Management (WSDM) report provides the water supply and demand estimates for CY 2026 and developing hydrologic conditions for water year (WY) 2025/26.

### Hydrologic Conditions - Conditions as of 02/05/2026

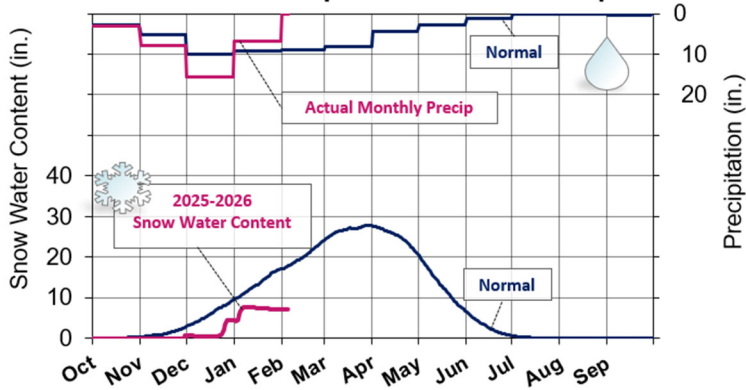


### Upper Colorado River Basin

- ✳ Below normal snowpack water content for this date: 5.82 inches or 60 percent of normal.
- ◆ Below normal precipitation to date: 9.89 inches or 88 percent of normal.
- ≈ Below normal runoff forecast: 63 percent of normal.



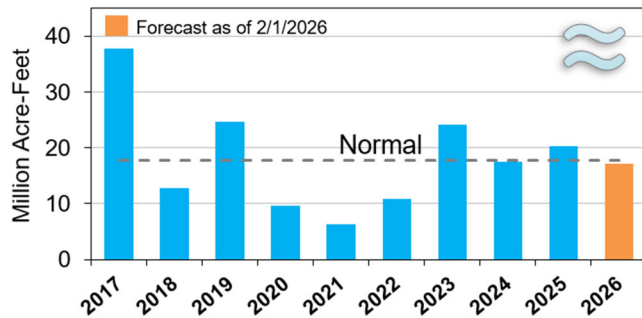
**Northern Sierra Snowpack & 8-Station Precipitation**



**Sacramento River Basin**

- ❄ Below normal snowpack water content for this date:  
7.0 inches or 40 percent of normal.
- ◆ Above normal precipitation to date:  
32.95 inches or 114 percent of normal.
- ≈ Near normal runoff forecast:  
97 percent of normal.

**Sacramento River Water Year Runoff**



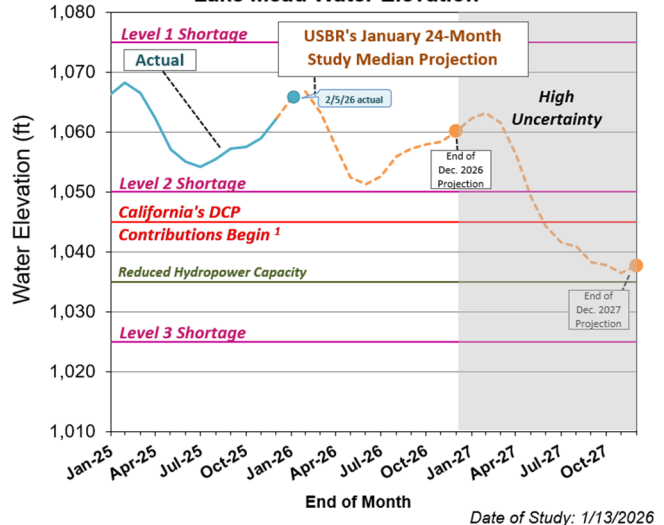
**2026 Supply Estimate - Conditions as of 02/05/2026**

CRA Supplies	Acre-Feet
Basic Apportionment	550,000
IID/MWD Conservation Program	105,000
PVID Following Program <sup>1</sup>	0
Exchange w/ SDCWA (IID/Canal Lining)	278,000
Exchange w/ USBR (San Luis Rey Tribe)	16,000
Lower Colorado Water Supply Project	9,000
Bard Seasonal Following Program <sup>1</sup>	0
Quechan Diversion Forbearance <sup>1</sup>	0
Quechan Seasonal Following Program	1,000
Higher Priority Water Use Adjustment	-67,000
CVWD - 2nd Amendment, Exchange of Additional Water	6,000
<b>Total CRA Supplies<sup>2</sup></b>	<b>898,000</b>

<sup>1</sup> Not a supply for Metropolitan in 2026. Water generated from these programs becomes system water as part of USBR's Lower Colorado Conservation Program to help protect Lake Mead.

<sup>2</sup> Per Metropolitan's Initial Estimate of the Colorado River Diversion. Total may not sum due to rounding. CRA Supply is limited by an operational constraint of 1.25 MAF.

**Lake Mead Water Elevation**



<sup>1</sup> Under USBR's 2026 Annual Operating Plan, Metropolitan is not required to make additional DCP contributions. This figure reflects the latest 24-month study (January 2026) available at the time of this report. The 2027 Lake Mead elevation projection should be considered highly speculative as changes of magnitude are expected in post-2026 operations.

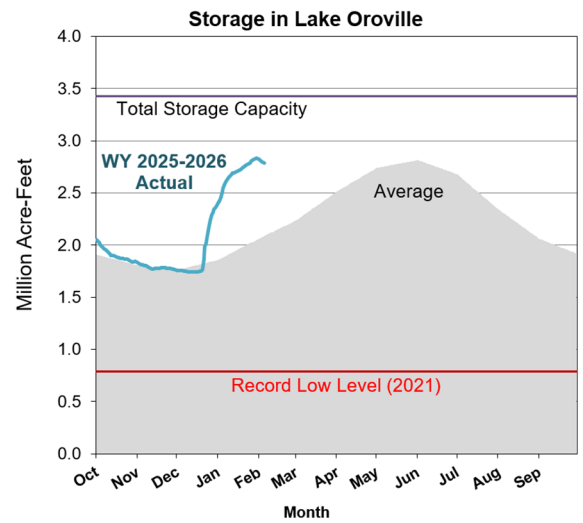
- Lake Mead storage is currently 8.9 MAF or elevation 1,065.73 feet (34 percent of total capacity).
- The Lower Basin is at a Level 1 shortage in CY 2026. Under this level, Metropolitan’s operations and water supply are not impacted.

SWP Supplies	Acre-Feet
Table A (30 percent SWP allocation)	573,000
Port Hueneme <sup>1</sup>	1,000
<b>Total SWP Supplies<sup>2</sup></b>	<b>574,000</b>

<b>Total Supplies (CRA + SWP) (Prior to storage actions)<sup>2</sup></b>	<b>1,472,000</b>
--	------------------

<sup>1</sup> Rounded to the nearest thousand. Supply is 555 AF.

<sup>2</sup> Total may not sum due to rounding.



- The current SWP Table A allocation for CY 2026 is 30 percent. Further changes to the SWP allocation are possible and will depend on future hydrologic conditions. The final allocation is typically determined in May or June.
- Lake Oroville is currently at 2.79 MAF (81 percent of total capacity) or 134 percent of the historical average, as of the date of this report.

**2026 Water Demands - Conditions as of 02/05/2026**

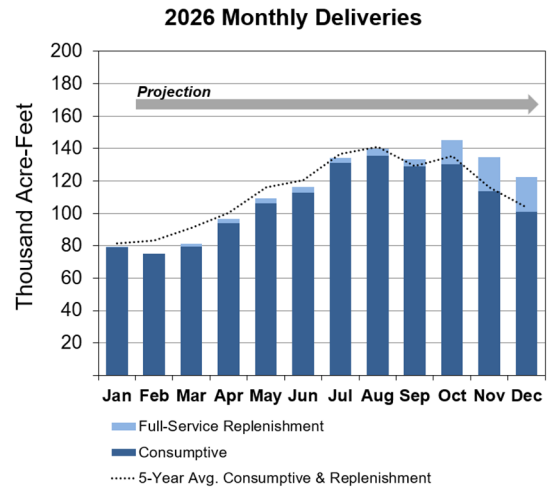
<b>Current Demand</b>	<b>Acre-Feet</b>
<i>Member Agency Consumptive</i> <sup>1</sup>	1,320,000
<i>Member Agency Replenishment</i>	80,000
<i>Coachella Valley Water District Agreement</i>	
<i>2nd Agreement</i>	35,000
<i>Imperial Irrigation District Return</i> <sup>2</sup>	0
<i>Exchange w/ San Luis Rey Tribe</i>	16,000
<i>System and Storage Losses</i>	50,000
<i>Cyclic Deliveries</i>	0
<i>Reverse Cyclic Deliveries</i>	0
<i>Bucket 2 Obligations</i> <sup>3</sup>	0
<i>SWP Water Sales Outside Service Area</i>	0
<b>Total Demands</b> <sup>4</sup>	<b>1,504,000</b>

<sup>1</sup> Includes exchange w/SDCWA (IID/Canal Lining) and CUP sales, as of 2/3/2026.

<sup>2</sup> Per USBR Forecast (01/02/2026).

<sup>3</sup> The deliveries for the Bucket 2 obligation are estimated as of January 2026. Metropolitan left 242,300 acre-feet in Lake Mead for the creation of system water in satisfaction of several System Conservation Implementation Agreements, satisfying the full USBR Bucket 2 obligation. The final value will be reported in the USBR Water Accounting Report, expected in May 2026.

<sup>4</sup> Total may not sum due to rounding.





Warmer temperatures and below-average rainfall resulted in January deliveries near the 5-year average

**WSDM Strategies and Actions**

Metropolitan will continue to monitor supply development and continuously updates its demand projections. Should supplies become available or carryover supplies need to be managed, additional actions may be considered. The following is the status of WSDM and other actions:

- **Cyclic Deliveries:** paused until further notice
- **SWP Groundwater Banking Deliveries:** paused until further notice
- **Cyclic Cost Offset Program:** under consideration should Article 21 supplies become available
- **Conjunctive Use Program (CUP) Takes:** Metropolitan plans to evacuate storage for programs approaching agreement expiration

  
 \_\_\_\_\_ 2/19/2026  
*Brandon J. Goshi* Date  
 Manager, Water Resource Management

  
 \_\_\_\_\_ 2/19/2026  
*Shivaji Deshmukh* Date  
 General Manager

Ref# wrm12705068

**Attachment 1 – 2026 WSDM Storage Detail**

**Attachment 2 – Future Contributions and Obligations and Cyclic Programs**

## Attachment 1 – 2026 WSDM Storage Detail

	1/1/2026 Estimated Storage Levels <sup>1</sup>	CY 2026 Put Capacity <sup>2</sup>	CY 2026 Take Capacity <sup>2</sup>	2026 Total Storage Capacity
<b>WSDM Storage</b>				
<b>Colorado River Aqueduct Delivery System</b>	<b>1,568,000</b>	<b>54,000</b>	<b>185,000</b>	<b>1,622,000</b>
Lake Mead ICS	1,568,000 <sup>3</sup>	54,000	185,000 <sup>4</sup>	1,622,000 <sup>3</sup>
<b>State Water Project System</b>	<b>1,265,000</b>	<b>356,000</b>	<b>769,000</b>	<b>2,431,000</b>
MWD & DWCV SWP Carryover	473,000	149,000	473,000	622,000 <sup>5</sup>
MWD Articles 14(b) & 12(e)	0	0	0	0
Castaic & Perris DWR Flex Storage	219,000	0	219,000	219,000
Arvin-Edison Storage Program	100,000	0 <sup>6</sup>	0	350,000
Semitropic Storage Program	237,000	92,000	45,000	350,000
Kern Delta Storage Program	142,000	45,000	32,000	250,000
Mojave Storage Program	19,000	0	0	330,000
AVEK Storage Program	30,000	0	0	30,000
AVEK High Desert Water Bank Program	45,000	70,000	0	280,000
<b>In-Region Supplies &amp; WSDM Actions</b>	<b>1,042,000</b>	<b>71,000</b>	<b>633,000</b>	<b>1,151,000</b>
Diamond Valley Lake	760,000	50,000	503,000	810,000
Lake Mathews & Lake Skinner	204,000	22,000	92,000	226,000
Conjunctive Use Programs	77,000	0	38,000	115,000
<b>Other Programs</b>	<b>684,000</b>	<b>37,000</b>	<b>93,000</b>	<b>1,181,000</b>
Other Emergency Storage	381,000	0	0	381,000
DWCV Advanced Delivery Account	303,000	37,000	93,000	800,000
<b>Total</b>	<b>4,558,000</b>	<b>519,000</b>	<b>1,680,000</b>	<b>6,385,000</b>
Emergency	750,000	0	0	750,000
<b>Total WSDM Storage (AF) <sup>7</sup></b>	<b>3,808,000</b>	<b>519,000</b>	<b>1,680,000</b>	<b>5,635,000</b>

<sup>1</sup> Preliminary start of year balances, subject to DWR adjustments and USBR final accounting in May 2026.

<sup>2</sup> Put and Take capacity assumed under a 30 percent SWP Table A Allocation. Storage program losses included where applicable.

<sup>3</sup> This amount is net of the water Metropolitan stored for IID in Lake Mead in an ICS sub-account.

<sup>4</sup> Take capacity is based on planned maintenance activities and current CRA supply estimate.

<sup>5</sup> Total storage capacity varies year-to-year as the contractual annual storage limit, based on the current SWP Table A allocation of 30 percent, is combined with the remaining balance from the previous year. There is a potential risk that Metropolitan's stored water may be converted to SWP contractor water if the San Luis Reservoir approaches full capacity. Metropolitan is actively monitoring the storage in San Luis Reservoir and has plans to manage carryover supply should the reservoir fill.

<sup>6</sup> Puts are limited due to water quality considerations.

<sup>7</sup> Total WSDM Storage level subject to change based on accounting adjustments. Total may not sum due to rounding.

## Attachment 2: Future Contributions and Obligations and Cyclic Programs

**Table 1: Future Obligations <sup>1</sup>**

Description	Beginning of Year 2026 Balance
Water Stored for IID under the California ICS Agreement and its Amendment or the 2021 Settlement Agreement with IID <sup>2</sup>	207,000
Storage and Interstate Release Agreement with Southern Nevada Water Authority (SNWA) <sup>3</sup>	330,000
Coachella Valley Water District Agreement <sup>4</sup>	35,000
USBR Phase 2 of the Lower Colorado River Basin System Conservation and Efficiency Program (Bucket 2 Obligations) <sup>5</sup>	0
<b>Total (AF) <sup>6</sup></b>	<b>572,000</b>

<sup>1</sup> Rounded to the nearest thousand AF. Subject to change based on accounting adjustments.

<sup>2</sup> Reflects final accounting under USBR's 2025 Water Accounting Report released May 15, 2025. IID can request a return in any year, conditional on agreement terms. The Beginning of Year Balance excludes the IID ICS sub-account water and includes evaporation and system losses charges to IID.

<sup>3</sup> SNWA is not expected to call upon Metropolitan to return water until after 2026. SNWA may request up to 30,000 AF per year.

<sup>4</sup> Obligation must be met by the end of 2026. Metropolitan is projecting to decrease the CVWD agreement obligation by 35,000 AF by the end of this year.

<sup>5</sup> USBR will provide federal funding to Metropolitan for the AVEK HDWB System Conservation Project, Turf Replacement System Conservation Project, and Disadvantaged Communities Leak Detection and Repair Program through three System Conservation Implementation Agreements. In exchange, Metropolitan will implement the projects and create conserved water to benefit Lake Mead as system water. 265,000 AF of the obligation must be met by 2033 and 4,000 AF must be met by 2034. Metropolitan left 242,300 acre-feet in Lake Mead for the creation of system water in satisfaction of several System Conservation Implementation Agreements, satisfying the full USBR Bucket 2 obligation. The BOY Balance is subject to revision once the final accounting under USBR's 2025 Water Accounting Report is released in May 2026.

<sup>6</sup> Total may not sum due to rounding.

**Table 2: Cyclic Program Activity <sup>1</sup>**

CY	Starting Balance (AF)	CY Actions (AF)				Ending Balance (AF)
		Cyclic Pre-Delivery	Cyclic Cost- Offset Pre-Delivery	Total Pre- Delivery	Sale Out of Cyclic to Date	
2026	127,000	0	0	0	0	127,000

<sup>1</sup> This table is updated with actual Cyclic Program activity reflecting certifications through January 2026. Total may not sum due to rounding.