



- **Board of Directors**

- Finance, Affordability, Asset Management, and Efficiency Committee***

5/12/2026 Board Meeting

8-3

Subject

Adopt resolution to continue Metropolitan's Water Standby Charge for fiscal year 2026/27; the General Manager has determined that the proposed action is exempt or otherwise not subject to CEQA

Executive Summary

This action continues the Standby Charge at a rate ranging from \$0.10 to \$14.20 per year for each acre or parcel (if less than an acre) of nonexempt real property within the service area of member agencies that have elected since fiscal year (FY) 1993/94 to pay all or a portion of their Readiness-to-Serve (RTS) Charge obligation through the Standby Charge. The Standby Charge has been collected for those agencies at rates that do not exceed the rates set in FY 1993/94. Continuance of the Standby Charge generates funds that are applied against the participating member agencies' RTS Charge obligation.

Proposed Action(s)/Recommendation(s) and Options

Staff Recommendation: Option #1

Option #1

Adopt resolution to continue Metropolitan's Water Standby Charge for fiscal year 2026/27.

Fiscal Impact: None for Metropolitan, because the Standby Charge revenue of \$43.9 million (approximately) would be applied towards the RTS Charge obligation of the participating member agencies. Any RTS Charge obligation not met by the Standby Charge will be due to Metropolitan pursuant to the agencies' RTS Charge obligation.

Business Analysis: This option involves the collection of charges that result in fixed revenues of \$43.9 million (approximately) to pay all or a portion of the RTS Charge of participating member agencies, which is done at the prior option of the participating member agencies.

Option #2

Do not adopt resolution to continue Metropolitan's Water Standby Charge for fiscal year 2026/27.

Fiscal Impact: None for Metropolitan, because member agencies would pay the full RTS Charge directly to Metropolitan, including the \$43.9 million (approximately) that would have been collected in FY 2026/27 through the continuation of the Standby Charge.

Business Analysis: This option would require the collection of \$43.9 million (approximately) not approved to be collected through the Standby Charge to be collected through the full RTS Charge. The participating member agencies would pay the full RTS Charge directly to Metropolitan, rather than having a portion collected through the Standby Charge.

Alternatives Considered

Not applicable

Applicable Policy

Metropolitan Water District Act Section 61: Ordinances, Resolutions and Orders

Metropolitan Water District Act Section 133: Fixing of Water Rates

Metropolitan Water District Act Section 134: Adequacy of Water Rates; Uniformity of Rates

Metropolitan Water District Act Section 134.5: Water Standby or Availability of Service Charge

Metropolitan Water District Administrative Code Section 4301(a): Cost of Service and Revenue Requirement

Metropolitan Water District Administrative Code Section 4304: Apportionment of Revenues and Setting of Water Rates

Metropolitan Water District Administrative Code Section 4305: Setting of Charges to Raise Fixed Revenue

Metropolitan Water District Administrative Code Section 4507: Billing and Payment for Water Deliveries

Metropolitan Water District Administrative Code Section 11104: Delegation of Responsibilities

Related Board Actions

By Minute Item 53437, dated April 8, 2025, the Board adopted the resolution fixing and adopting a Readiness-to-Serve Charge for CY 2026.

On April 14, 2026, the Board adopted the resolution fixing and adopting a Readiness-to-Serve Charge for CY 2027. (The minutes for this meeting have not been completed.)

Summary of Outreach Completed

Not applicable

California Environmental Quality Act (CEQA)

CEQA determination for Option #1:

The proposed action is not defined as a project under CEQA because it involves the creation of government funding mechanisms or other government fiscal activities which do not involve any commitment to any specific project which may result in a potentially significant physical impact on the environment. (State CEQA Guidelines Section 15378(b)(4)).

CEQA determination for Option #2:

The proposed action is not defined as a project under CEQA because it involves the creation of government funding mechanisms or other government fiscal activities which do not involve any commitment to any specific project which may result in a potentially significant physical impact on the environment. (State CEQA Guidelines Section 15378(b)(4)).

Details and Background

Background

On April 8, 2025, Metropolitan's Board of Directors adopted Resolution 9372, fixing and adopting the RTS Charge for the calendar year (CY) 2026. On April 14 2026, the Board adopted Resolution 9387, fixing and adopting the RTS Charge for CY 2027. The proposed resolution (**Attachment 1**) provides participating member agencies the ability to continue having a portion of their RTS Charge collected by the Standby Charge within their respective service areas for FY 2026/27, which covers a portion of each of the calendar years (CYs) 2026 and 2027. **Attachment 1** is a form of resolution that, if adopted by the Board, will continue the Standby Charge for FY 2026/27.

The amount of the Standby Charge, per acre or per parcel (if less than an acre), within each of the participating member agencies, has not exceeded the rates set in FY 1993/94 and has been collected within the service areas

of 22 of Metropolitan's 26 member agencies that had elected to pay all or a portion of their respective RTS Charge through the Standby Charge since then. Metropolitan proposes to continue the Standby Charge for the coming fiscal year at rates not exceeding the rates set in FY 1993/94, and therefore, no additional statutory procedures are required for approval.

The resolution also authorizes the General Manager to act upon applications for exemption of certain lands from the collection of the Standby Charge in accordance with the terms and conditions for exemption specified in the resolution. In addition, the resolution provides for an appeal process to review and make recommendations to the Board on appeals by property owners who have been denied the exemption, with final determinations to be made by the Board. The exemption criteria are the same as those adopted for prior years and will be subject to specific guidelines set by the General Manager.

Funds collected from the proposed continuation of the Standby Charge will be segregated to ensure that they are used only for the purposes for which the Standby Charge was collected. **Attachment 2** is the Notice to Member Agencies of Proposed Adoption of Readiness-to-Serve Charge, Capacity Charge, and Treatment Capacity Charges for Calendar Year 2027 and Continuation of Standby Charge for Fiscal Year 2026/27, sent to member agencies via email on February 25, 2026.


 _____ 4/28/2026
 Katano Kasaine Date
 Assistant General Manager/
 Chief Financial Officer


 _____ 4/28/2026
 Shivaji Deshmukh Date
 General Manager

Attachment 1 – Resolution of The Board of Directors of The Metropolitan Water District of Southern California Continuing the Water Standby Charge for Fiscal Year 2026/27

Attachment 2 – Notice to Member Agencies of Proposed Adoption of Readiness-to-Serve Charge, Capacity Charge, and Treatment Capacity Charges for Calendar Year 2027 and Continuation of Standby Charge for Fiscal Year 2026/27

Ref# cfo12708375

THE METROPOLITAN WATER DISTRICT
OF SOUTHERN CALIFORNIA

RESOLUTION _____

**RESOLUTION OF THE BOARD OF DIRECTORS
OF THE METROPOLITAN WATER DISTRICT OF
SOUTHERN CALIFORNIA CONTINUING THE
WATER STANDBY CHARGE FOR FISCAL YEAR
2026/27**

The Board of Directors of the Metropolitan Water District of Southern California (the “Board”), hereby finds that:

1. The Board, pursuant to Sections 133 and 134 of the Metropolitan Water District Act (the “Act”), is authorized to fix such rate or rates for water that, so far as practicable, will result in revenue which, together with revenue from any water standby or availability service charge or assessment, will pay the operating expenses of Metropolitan Water District of Southern California (“Metropolitan”), provide for repairs and maintenance, provide for payment of the purchase price or other charges for property or services or other rights acquired by Metropolitan, and provide for the payment of the interest and principal of its bonded debt; and
2. By Resolution 8774, “Resolution Of The Board Of Directors Of The Metropolitan Water District Of Southern California To Approve Rate Structure Proposal And To Direct Further Actions In Connection Therewith,” adopted October 16, 2001, the Board approved a new revenue structure, which unbundled water rates and charges to reflect the different functions undertaken by Metropolitan to provide its services, and determined that the new rate structure (i) was consistent with the Board’s Strategic Plan Policy Principles, (ii) addressed issues raised during the consideration of the December 2000 Proposal, (iii) furthered Metropolitan’s strategic objectives of ensuring the region’s long term water supply reliability through encouragement of sound and efficient water resources management, water conservation, and accommodating a water transfer market, and (iv) enhanced the fiscal stability of Metropolitan; and
3. By Resolution 8774, the Board directed the General Manager to implement the new rate structure in proposed rates and charges beginning January 1, 2003, in accordance with Metropolitan’s annual rate-setting procedure under the Administrative Code, which became a biennial rate-setting procedure in 2010; and
4. On March 12, 2002, the Board adopted Resolution 8805, “Resolution Of The Board Of Directors Of The Metropolitan Water District Of Southern California Fixing And Adopting Rates And Charges For Fiscal Year 2002/03 Connection Therewith”, implementing for the first time the new rate structure and finding that the cost of service process for the new rate structure reasonably and fairly: (i) identified revenue requirements; (ii) allocated costs to the functions that Metropolitan undertakes to provide its services to its member agencies; (iii) classified service function costs based upon use of and benefit from Metropolitan’s system, and (iv) allocated costs to rates and charges based upon customary water industry standards; and
5. Raftelis Financial Consultants, Inc. (“RFC”), the firm engaged in 1998 to perform a comprehensive cost of service study and assist in the development of the rate structure, has reviewed Metropolitan’s ongoing application of the rate structure and methodology periodically and found them to be consistent with water industry best practices and guidelines in the American Water Works Association’s Manual M-1, Principles of Water Rates, Fees and Charges; and
6. Since the initial adoption of the rate structure, Metropolitan’s Board has made some modifications. On November 23, 2021, Metropolitan’s Board approved an action directing staff to recover 100 percent of demand management costs from Metropolitan’s supply rate elements in the future rate and charge proposals, and no longer adopted a Water Stewardship Rate element. In 2025, following the expiration of the ten-

year purchase orders with its member agencies, Metropolitan removed the Tier 2 Supply Rate from the rate structure. On July 13, 2025, by Resolution 9385 the Board adopted three fixed treatment charge components, including the Peaking Capacity Charge, Used Standby Capacity Charge, and Remaining Capacity Charge, which collectively will be set recover up to 30% of the treatment revenue requirements, with the remainder continuing to be recovered through the volumetric Treatment Surcharge. The new treatment fixed charges are to be incorporated into the rate structure beginning January 1, 2027 and will be phased in as set forth in Resolution 9385; and

7. At its meeting on April 8, 2025, the Board adopted Resolution 9372 “Resolution of the Board of Directors of The Metropolitan Water District of Southern California Fixing and Adopting a Readiness-to-Serve Charge Effective January 1, 2026;”

8. At its meeting on April 14, 2026, the Board adopted Resolution 9387 “Resolution of the Board of Directors of The Metropolitan Water District of Southern California Fixing and Adopting a Readiness- to-Serve-Charge Effective January 1, 2027;”

9. Certain member public agencies (“member agencies”) of Metropolitan have previously elected to pay all or a portion of their Readiness-to-Serve (“RTS”) Charge obligation through the continuance of the Metropolitan water standby charge (“Standby Charge”) collected from parcels within those member agencies;

10. Metropolitan is willing to comply with the requests of those member agencies opting to have Metropolitan continue to collect the Standby Charge within their respective territories, on the terms and subject to the conditions contained herein;

11. Section 134.5 of the Metropolitan Water District Act authorizes the Board to collect a service charge from member agencies or, as an alternative, to collect a service charge as a standby charge against individual parcels within the district;

12. Metropolitan first established the Standby Charge in 1992, pursuant to the procedures authorized by Section 134.5 of the Metropolitan Water District Act and the Uniform Standby Charge Procedures Act (“USCPA”), Sections 54984-54984.9, inclusive, of the Government Code;

13. The Standby Charge has not exceeded the rates set in fiscal year 1993/94, and in fiscal year 1995/96 was reduced to \$0.00 for the member agencies electing not to have any portion of their RTS Charge obligation collected through the Standby Charge;

14. The Standby Charge is not subject to the procedures set forth in Article XIII D, Section 4 of the California Constitution effective July 1, 1997 (Proposition 218), as the Standby Charge has not exceeded the rates set in fiscal year 1993/94, has not exceeded the amount of the Standby Charge existing in fiscal year 1996/97 when Proposition 218 became effective, and the proceeds of the Standby Charge are used for purposes specified in Section 5 of Article XIII D; and

15. The particular charge, per acre or per parcel, applicable to land within each member agency, the method of its calculation, and the specific data used in its determination are as specified in the Engineer’s Report dated April 2026, supporting the RTS Charge and Standby Charge option (the “Engineer’s Report”), which is attached hereto and on file with the Board Executive Secretary of Metropolitan; and

16. Written notice of the intention of Metropolitan’s Board to consider and take action at its regular meeting of May 12, 2026, to continue the Standby Charge for fiscal year 2026/27 was given to each of Metropolitan’s member agencies.

NOW THEREFORE, the Board of Directors of The Metropolitan Water District of Southern California does hereby resolve, determine and order as follows:

Section 1. That the Board of Directors of Metropolitan, pursuant to the Engineer’s Report, finds that lands within Metropolitan are benefited as described in such report and on that basis, hereby continues its Standby Charge for fiscal year 2026/27 on lands within requesting member agencies of Metropolitan to which the water system is made available for any purpose, whether water is actually used or not, as specified in the Engineer’s Report.

Section 2. That the rates of such Standby Charge, per acre of land, or per parcel of land less than an acre, as shown in the Engineer's Report, may vary by member agency, and shall not exceed the amount of the fiscal year 1996/97 Standby Charge for the member agency. The Standby Charge applicable to each electing member agency, the method of its calculation, and the specific data used in its determination are as specified in the Engineer's Report which was prepared by a registered professional engineer certified by the state of California, water resources professional, and financial professional, which methodology is in accordance with Section 134.5 of the Metropolitan Water District Act and reflects the range of costs provided in Metropolitan's Fiscal Years 2026/27 and 2027/28 Cost of Service Report for Proposed Rates and Charges.

Section 3. That the Standby Charge, per acre of land, or per parcel of land less than an acre, applicable to land within each electing member agency as allocated in the Engineer's Report shall be as follows for fiscal year 2026/27:

2026/27 Water Standby Charge

<u>Member Agency</u>	<u>Amount</u>
Anaheim	\$8.55
Beverly Hills	---
Burbank	14.20
Calleguas MWD	9.58
Central Basin MWD	10.44
Inland Empire Utilities Agency	7.59
Coastal MWD*	11.60
Compton	0.10
Eastern MWD	6.94
Foothill MWD	10.28
Fullerton	10.71
Glendale	12.23
Las Virgenes MWD	8.03
Long Beach	12.16
Los Angeles	---
MWD of Orange Co.**	10.09
Pasadena	11.73
San Diego CWA	11.51
San Fernando	0.00
San Marino	8.24
Santa Ana	7.88
Santa Monica	---
Three Valleys MWD	12.21
Torrance	12.23
Upper San Gabriel Valley MWD	9.27
West Basin MWD	--
Western MWD of Riverside Co.	9.23

* Applicable to parcels included within territory of former Coastal MWD.

** Exclusive of parcels included within territory of former Coastal MWD.

Section 4. That the Standby Charge shall continue to be collected on the tax rolls, together with the *ad valorem* property taxes that are levied by Metropolitan for the payment of pre-1978 voter approved indebtedness. The amounts of the Standby Charge are continued at amounts that are not estimated to exceed a member agency's RTS Charge obligation. However, any amounts collected shall be applied as a credit against the applicable member agency's RTS Charge obligation. After such member agency's RTS Charge allocation is fully satisfied, any additional collections shall be credited to other outstanding obligations of such member agency to Metropolitan

that funds the capital costs or maintenance and operation expenses for Metropolitan's water system, or future RTS Charge obligations of such agency. Any member agency requesting to have all or a portion of its RTS Charge obligation collected through the Standby Charge levies within its territory as provided herein shall pay any portion not collected through net Standby Charge collections to Metropolitan within fifty (50) days after Metropolitan issues an invoice for the remaining RTS Charge obligations for such member agency, as provided in Administrative Code Section 4507.

Section 5. That the following exemption procedures apply:

(a) It is the intent of the Board that the following lands shall be exempt from the Standby Charge:

(1) lands owned by the Government of the United States, the state of California, or by any political subdivision thereof or any entity of local government; (2) lands permanently committed to open space and maintained in their natural state that are not now and will not in the future be supplied water; (3) lands not included in (1) or (2) above, which the General Manager, in his discretion, finds do not now and cannot reasonably be expected to derive a benefit from the projects to which the proceeds of the Standby Charge will be applied; and (4) lands within any member public agency, subagency, or city if the governing body of such public entity elects and commits to pay out of funds available for that purpose, in installments at the time and in the amounts established by Metropolitan, the entire amount of the Standby Charge which would otherwise be collected from lands within those public entities. However, no exemption from the Standby Charge shall reduce the applicable member agency's RTS Charge obligation. The General Manager may develop and implement additional criteria and guidelines for exemptions in order to effectuate the intent expressed herein.

(b) The General Manager shall establish and make available to interested applicants procedures for filing and consideration of applications for exemption from the Standby Charge pursuant to subsections (2) and (3) of Section 5(a) above. All applications for such exemption and documents supporting such claims must be received by Metropolitan in writing on or before December 31, 2026. The General Manager is further directed to review any such applications for exemption submitted in a timely manner to determine whether the lands to which they pertain are eligible for such exemption and to allow or disallow such applications based upon those guidelines. The General Manager shall also establish reasonable procedures for the filing and timing of the appeals from his determination. The procedures will be on file and available for review by interested parties at Metropolitan's headquarters.

(c) The Finance, Affordability, Asset Management, and Efficiency Committee of Metropolitan's Board of Directors shall hear appeals from determinations by the General Manager to deny or qualify an application for exemption from the Standby Charge. The Finance, Affordability, Asset Management, and Efficiency Committee shall consider such appeals and make recommendations to the Board to affirm or reverse the General Manager's determinations. The Board shall act upon such recommendations and its decision as to such appeals shall be final.

Section 6. That no exemption from the Standby Charge shall reduce the applicable member agency's RTS Charge obligation, nor shall any failure to collect, or any delay in collecting, any Standby Charge excuse or delay payment of any portion of the RTS Charge when due.

Section 7. That the RTS Charge is collected by Metropolitan as a rate, fee or charge from its member agencies, and is not a fee or charge imposed upon real property or upon persons as incidents of property ownership, and the Standby Charge is collected within the respective territories of electing member agencies as a mechanism for collection of the RTS Charge. In the event that the Standby Charge, any portion thereof, or the collection of the Standby Charge, is determined to be an unauthorized or invalid fee, charge or assessment by a final judgment in any proceeding at law or in equity, which judgment is not subject to appeal, or if the collection of the Standby Charge shall be permanently enjoined and appeals of such injunction have been declined or exhausted, or if Metropolitan shall determine to rescind or revoke the Standby Charge, then no further Standby Charge shall be collected within any member agency and each member agency which has requested the continuation of the Metropolitan Standby Charge as a means of collecting its RTS Charge obligation shall pay such RTS Charge obligation in full, as if such Standby Charge had never been sought.

Section 8. That the General Manager is hereby authorized and directed to take all necessary action to secure the collection of the Standby Charge by the appropriate county officials, including payment of the

reasonable cost of collection.

Section 9. That the General Manager and the General Counsel are hereby authorized to do all things necessary and desirable to accomplish the purposes of this Resolution, including, without limitation, the commencement or defense of litigation.

Section 10. That if any provision of this Resolution or the application to any member agency, property or person whatsoever is held invalid, that invalidity shall not affect other provisions or applications of this Resolution which can be given reasonable effect without the invalid portion or application, and to that end the provisions of this Resolution are severable.

I HEREBY CERTIFY that the foregoing is a full, true and correct copy of a Resolution adopted by the Board of Directors of The Metropolitan Water District of Southern California, at its meeting held on May 12, 2026.

Secretary of the Board of Directors
of The Metropolitan Water District
of Southern California

**THE METROPOLITAN WATER DISTRICT OF SOUTHERN CALIFORNIA
ENGINEER'S REPORT**

**PROGRAM TO SET A READINESS-TO-SERVE CHARGE EFFECTIVE JANUARY 1, 2027,
INCLUDING LOCAL OPTION TO CONTINUE COLLECTING A STANDBY CHARGE,
DURING FISCAL YEAR 2026/27**

April 2026

BACKGROUND

The Metropolitan Water District of Southern California is a public agency with a primary purpose to provide wholesale water service for domestic and municipal uses to its 26 member public agencies. Approximately 19 million people reside within Metropolitan's service area, which covers approximately 5,200 square miles and includes portions of the six counties of Los Angeles, Orange, Riverside, San Bernardino, San Diego and Ventura. Metropolitan has historically provided between 40 and 60 percent of the water used within its service area. To supply Southern California with reliable and safe water, Metropolitan imports water from the Colorado River and Northern California to supplement its member agencies' local supplies, and helps its member agencies develop increased water conservation, recycling, storage and other local resource programs.

REPORT PURPOSES

As part of its role as a regional imported water supplier, Metropolitan builds, maintains, and operates capital facilities and implements water management programs that ensure the delivery of reliable high-quality water supplies throughout its service area. The purpose of this report is to: (1) identify and describe those facilities and programs that will be financed in part by Metropolitan's Readiness-to-Serve (RTS) Charge, and (2) describe the method and basis for levying Metropolitan's Standby Charge for those agencies electing to continue to collect a portion of their RTS obligation through Metropolitan's Standby Charge in fiscal year 2026/27. **Because the Standby Charge is levied and collected on a fiscal year basis the calculations in this report also are for the fiscal year, even though the RTS Charge is levied on a calendar year basis.** The RTS Charge for calendar year 2026 was adopted by Metropolitan's Board on April 8, 2025 and the RTS Charge for 2027 will be considered by the Board on April 14, 2026. The Board will consider the continuation of the Standby Charge for fiscal year 2026/27 on May 12, 2026.

Metropolitan collects the RTS Charge from its member agencies to recover a portion of the capital costs including debt service on bonds issued to finance capital facilities needed to meet demands on Metropolitan's system for emergency storage and available capacity to meet outages and hydrologic variability. The Standby Charge is collected from parcels of land within Metropolitan's member agencies that have elected to collect all or a portion of their RTS obligation through the Standby Charge, as a method of recovering the costs of special benefits conferred on parcels within their service area. The RTS Charge will partially pay for the facilities and programs described in this report, namely, the amount attributable to the portions providing emergency storage and available capacity to meet outages and hydrologic variability. The Standby Charge, when collected, will be utilized solely for capital payments and debt service on the capital facilities funded by the RTS Charge, as identified in this report.

The budgeted total RTS revenue for fiscal year 2026/27 is \$213.5 million, of which \$43.9 million is estimated to be collected via the Standby Charge based on fiscal year 2025/26 collections of the Charge as set forth in Table 5. The Standby Charge is collected on the property tax bill.

METROPOLITAN'S RESPONSE TO FLUCTUATING WATER DEMANDS AND AVAILABILITY OF WATER SOURCES

Metropolitan's member agencies have widely differing imported water supply needs and the availability of imported water supply from various sources also varies widely. Some agencies have no local water resources and rely on Metropolitan for 100 percent of their annual water needs. Other agencies have adequate local surface supplies and storage and/or groundwater basins that provide them with the majority of their water supplies during wet and average years. However, during dry periods and/or based on a variety of other factors, these agencies rely on Metropolitan to make up any shortfalls in local water supplies. Similar coordination challenges arise in managing water available from Metropolitan's various water supply sources.

To respond to fluctuating demands for water, Metropolitan and its member agencies collectively examined the available local and imported resource options in order to develop a cost-effective plan that meets the reliability and quality needs of the region. The product of this intensive effort was an Integrated Resources Plan (IRP) for achieving a reliable and affordable water supply for Southern California. The major objective of the IRP was to develop a comprehensive water resources plan that ensures (1) reliability, (2) affordability, (3) water quality, (4) diversity of supply, and (5) adaptability for the region, while recognizing the environmental, institutional, and political constraints to resource development. As these constraints change over time, the IRP is periodically revisited and updated by Metropolitan and the member agencies to reflect current conditions. The most recent update was adopted in 2022. The 2020 IRP incorporated scenario planning to address wide-ranging uncertainties rather than focusing on a single set of assumptions as in the past. Staff organized the 2020 IRP into a Regional Needs Assessment (Phase 1) and a One Water Implementation phase (Phase 2). Metropolitan's Board adopted the 2020 IRP Regional Needs Assessment that incorporated scenario planning to address wide-ranging uncertainties rather than focusing on a single set of assumptions as in the past. To meet the water supply needs of the region, Metropolitan continues to identify and develop additional water supplies to maintain the reliability of the imported water supply and delivery system to its member agencies. Phase 2 of the IRP process evolved into the more comprehensive Climate Adaptation Master Plan for Water (CAMP4W), which serves as the process for evaluating future potential projects, among other planning purposes.

CAPITAL FACILITIES — CONVEYANCE AND DISTRIBUTION

Metropolitan's water system has been built over time to meet the widely differing needs of its member agencies and the various sources of water available to Metropolitan. To meet those needs, Metropolitan's water delivery system is comprised of three basic conveyance and delivery components that form one integrated water system:

- State Water Project (SWP);
- Colorado River Aqueduct (CRA); and
- Distribution System

The system draws on diverse supply sources, transports water across a large part of the State and distributes water in six counties, where member agencies or their retail sub-agencies serve an estimated 19 million people. The CRA and the California Aqueduct of the SWP convey imported water into the Metropolitan service area. This water is then delivered to Metropolitan's member agencies via a regional network of canals, pipelines, and appurtenant facilities, which constitute the Distribution System. Supply, treatment, and storage facilities augment the Distribution System. The system is an interconnected regional conveyance and distribution system with the ability to deliver supplies from each of the SWP, the CRA, and its storage portfolio to most areas of its vast and diverse service area to almost every member agency. This flexibility derives from the capital facilities and provides local and system-wide benefits to all member agencies, as the facilities directly contribute to the reliable delivery of water supplies throughout Metropolitan's service area. The 2020 IRP Needs Assessment, however, identified reliability risks faced by member agencies that depend predominantly on SWP supplies served by Metropolitan.

As emphasized in Metropolitan's 2007 Integrated Area Study (IAS), regional system flexibility is a key component of overall reliability.¹ Today, system flexibility continues to be essential to the availability of Metropolitan's services.² Metropolitan must maintain operational flexibility—the ability to respond to short-term changes in regional water supply, water quality, treatment requirements, and member agency demands. Metropolitan must maintain delivery flexibility—the ability to maintain partial to full water supply deliveries during planned and unplanned facility outages. Metropolitan is also required by state statute to serve as large an area as is determined to be reasonable and practical with SWP water; and where a blend of water sources is served, to have the objective to the extent determined to be reasonable and practical. (MWD Act, Sec. 136.)

In the context of climate change, historical hydrology has proven an inadequate guide to supplies available from the State Water Project and the Colorado River. Extreme drought during water years 2020 to 2022 resulted in the lowest cumulative 3-year deliveries in the history of the SWP. The low SWP allocations caused a disproportionate impact where Metropolitan is highly dependent on supplies from the SWP to deliver water to a select number of member agencies. The disparity of impacts from the drought was the result of limitations in the system that restrict the movement of Colorado River water and stored SWP supplies within Diamond Valley Lake and other storage facilities from reaching the SWP-dependent areas. In response to the drought and its effects on these member agencies, Metropolitan's Board in August 2022 adopted a resolution that committed to three new policy statements:

1. All member agencies must receive equivalent water supply reliability through an interconnected and robust system of supplies, storage, and programs.
2. Metropolitan will reconfigure and expand its existing portfolio and infrastructure to provide sufficient access to the integrated system of water sources, conveyance and distribution, storage, and programs to achieve equivalent levels of reliability to all member agencies.
3. Metropolitan will eliminate disparate water supply reliability through a One Water integrated planning and implementation approach to manage finite water resources for long-term resilience and reliability, meeting both community and ecosystem needs

In 2023, a series of winter storms brought much needed precipitation in both the northern Sierra and the Upper Colorado River Basins, improving available supplies for Metropolitan. Water supply conditions greatly improved, but also presented challenges to store and distribute all available supplies.

Operational flexibility is being increased by creating an interconnected regional delivery network integrating the SWP and the CRA conveyance systems with the Distribution System. This integrated network will fully allow Metropolitan to incorporate supply from the SWP and the CRA with a diverse portfolio of geographically dispersed storage programs, including the Central Valley groundwater storage programs, carryover storage in San Luis Reservoir, flexible storage capacity in Castaic Lake and Lake Perris, Lake Mead storage, the Desert Water Agency/Coachella Valley Water District Advanced Delivery account, in-basin surface storage in Diamond Valley Lake and Lake Mathews, and in-basin groundwater Conjunctive Use Programs. This integrated, regional network also allows Metropolitan to move supplies throughout the system in response to service demands, supply availability and operational needs.

Metropolitan's integrated conveyance, distribution and storage assets contributes to regional system reliability, with a structural limitation that became starkly evident in the 2020-2022 drought. It is fair and reasonable for member agencies and all property owners within the service area to share the cost of developing and maintaining

¹ 2007 Integrated Area Study, Report No. 1317, pg. 2-10.

² 2025 Annual Operating Plan, pg. 5-16.

these assets and newly identified system flexibility projects because they all benefit from regional system flexibility and reliability.

State Water Project Description and Benefits

One of Metropolitan's two major sources of water is the SWP.³ The SWP is the largest state-built, multipurpose, user-financed water project in the country. It was designed and built primarily to deliver water, but also provides flood control, generates power for pumping, is used for recreation, and enhances habitat for fish and wildlife.

The SWP consists of a complex system of dams, reservoirs, power plants, pumping plants, canals and aqueducts to deliver water. See Figure 1. SWP water consists of water from rainfall and snowmelt runoff that is captured and stored in SWP conservation facilities and then delivered through SWP transportation facilities to water agencies and districts located throughout the Upper Feather River, Bay Area, Central Valley, Central Coast, and Southern California. In addition to the delivery of SWP water, the SWP is also used to convey transfers of SWP water and non-SWP water. Metropolitan receives water from the SWP through the California Aqueduct, which is 444 miles long, and at four delivery points near the northern and eastern boundaries of Metropolitan's service area.

Figure 1. Facilities of the State Water Project



³ For historical and current information regarding the SWP, refer to Bulletin 132, published periodically by DWR since 1963. The most recently published Bulletin is Bulletin 132-22 dated September 2025 and titled "Management of the California State Water Project". Appendices to the Bulletin are also updated separately. Both are available at: <https://water.ca.gov/Programs/State-Water-Project/Management/Bulletin-132>.

The SWP an integrated part of Metropolitan's statewide system and is managed and operated by the Department of Water Resources (DWR). All water supply-related capital expenditures and operations, maintenance, power and replacement (OMP&R) costs associated with the SWP conservation and transportation facilities are paid for by 29 agencies and districts, known collectively as the State Water Contractors (Contractors). The Contractors are participants in the SWP through long-term contracts for the delivery of SWP water and use of the SWP transportation facilities.

In 1960, Metropolitan signed the first water supply contract (as amended, the State Water Contract) with DWR. The original term of the water supply contract was 75 years. In 2022, a contract extension was authorized which extended the original term by another 50 years to 2085. In addition to SWP water, Metropolitan also obtains water from water transfers, groundwater banking and exchange programs delivered through the California Aqueduct.

Since 1960, the SWP system has been extended, improved, and refurbished. All such costs are payable by the Contractors. California WaterFix was a comprehensive science-based solution proposed by the state to modernize critical water delivery infrastructure of the SWP. On October 10, 2017, Metropolitan's Board voted to support financing for the California WaterFix project. However, the state terminated the project in April 2019. Consistent with the Governor's Executive Order N-10-19, the state then announced a new single tunnel Delta conveyance project, which was notably included as part of the Governor's 2020 Water Resilience Portfolio. In 2019, DWR initiated planning and environmental review for a single tunnel Delta Conveyance Project (DCP) to protect the future reliability of access to SWP supplies. In December 2020, the Metropolitan Board authorized the General Manager to execute agreements for (a) funding a share of up to 60.2 percent for planning and pre-construction costs for the DCP, and (b) an amendment to the Joint Powers Agreement for the Delta Conveyance Design and Construction Joint Powers Authority. A Delta conveyance project will contribute to the improvement of capital facilities needed to meet demands on Metropolitan's system for emergency storage and available capacity to meet outages and hydrologic variability.

In December 2024, Metropolitan's Board authorized the General Manager to enter into an amended funding agreement for an amount not to exceed \$141.6 million for preconstruction work on the Delta conveyance project planned during 2026-2027. An amended DCP funding agreement was finalized in June 2025 to support continued planning and pre-construction activities through 2027. The Biennial Budget for fiscal years 2026/27 and 2027/28 includes Metropolitan's planned contribution of \$115.9 million. The amended agreement also included off-ramp provisions for Metropolitan to pause or terminate payments if DWR does not obtain all major permits or if there are material adverse changes in the benefits or costs of the DCP relative to the updated 2024 cost estimate of \$20.1 billion in real 2023 dollars. The planned activities through 2027 will provide new information needed to refine benefits, risks, and costs prior to the Board making a final decision on project participation beyond the current planning phase. The main focus over the next biennium will be supporting the DWR as it seeks final permits for the DCP and participating in the Delta Conveyance Design and Construction Authority to advance project design. Information regarding the Delta conveyance project is located on Metropolitan's website at <https://www.mwdh2o.com/planning-for-tomorrow/securing-our-importedsupplies/delta-conveyance/>.

All Metropolitan member agencies benefit from the SWP system and its supplies, which—when available—can be distributed to all member agencies. As described above, the 2020-2022 drought led Metropolitan's Board to recommit itself to equitable water supply reliability and to direct staff to identify and pursue solutions to prevent a reoccurrence. Metropolitan's member agencies distribute that water to parcels as retail water providers or as wholesale water providers to retail agencies. Metropolitan's member agencies also deliver that water for purposes of groundwater basin replenishment for use within their service areas. Additionally, availability of imported water frees up all local water supplies for all properties within the service area. In this way, the SWP water that Metropolitan delivers to its member agencies contributes to water available to existing and future end users throughout Metropolitan's service area. The cost of the net capital payments for the SWP less the portion covered by property taxes in fiscal year 2026/27 is \$0 million, as shown in Table 1. Real property throughout

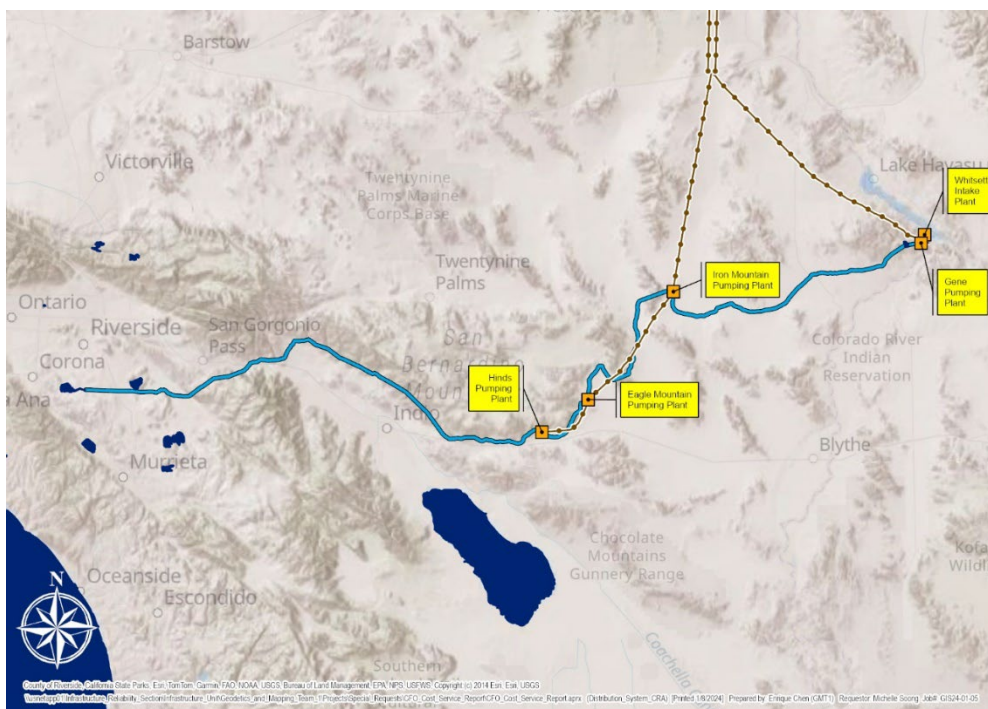
Metropolitan's service area benefits from the availability of the SWP facilities and its integration into Metropolitan's system and therefore all such costs may be attributed to such parcels. However, Metropolitan's Standby Charge collects only \$43.9 million of the total \$340.1 million system costs, representing 13% of the total system costs.

Colorado River Aqueduct Description and Benefits

Metropolitan's other major source of water is the CRA. Metropolitan was established to obtain an allotment of Colorado River water, and its first mission was to construct and operate the CRA. The CRA consists of five pumping plants, 450 miles of high voltage power lines, one electric substation, four regulating reservoirs, and 242 miles of aqueducts, siphons, canals, conduits and pipelines terminating at Lake Mathews in Riverside County. See Figure 2. Metropolitan owns, operates, and manages the Colorado River Aqueduct. Metropolitan is responsible for operating, maintaining, rehabilitating, and repairing the CRA, and is responsible for obtaining and scheduling energy resources adequate to power pumps at the CRA's five pumping stations.

Metropolitan incurs capital and operations and maintenance expenditures to support the CRA activities. The direct costs of the CRA activities include labor, materials and supplies, as well as outside services to provide repair and maintenance, and professional services. The CRA activities benefit from Water System Operations support services and management supervision, as well as Administrative and General activities of Metropolitan. Metropolitan finances past, current, and future capital improvements on the CRA, and capitalizes those improvements as assets. The costs of Metropolitan's capital financing activities are apportioned to cost functions, such as the CRA Conveyance and Aqueduct function. The capital costs of the Colorado River Aqueduct and Inland Feeder in fiscal year 2026/27 is \$91.7 million, and is included in the Non-SWP Conveyance System line item in Table 1. Real property throughout Metropolitan's service area benefits from the availability of the CRA facilities and its integration into Metropolitan's system and therefore all such costs may be attributed to such parcels. However, Metropolitan's Standby Charge collects only \$43.9 million of the total \$340.1 million system costs, representing 13% of the total system costs.

Figure 2. Colorado River Aqueduct

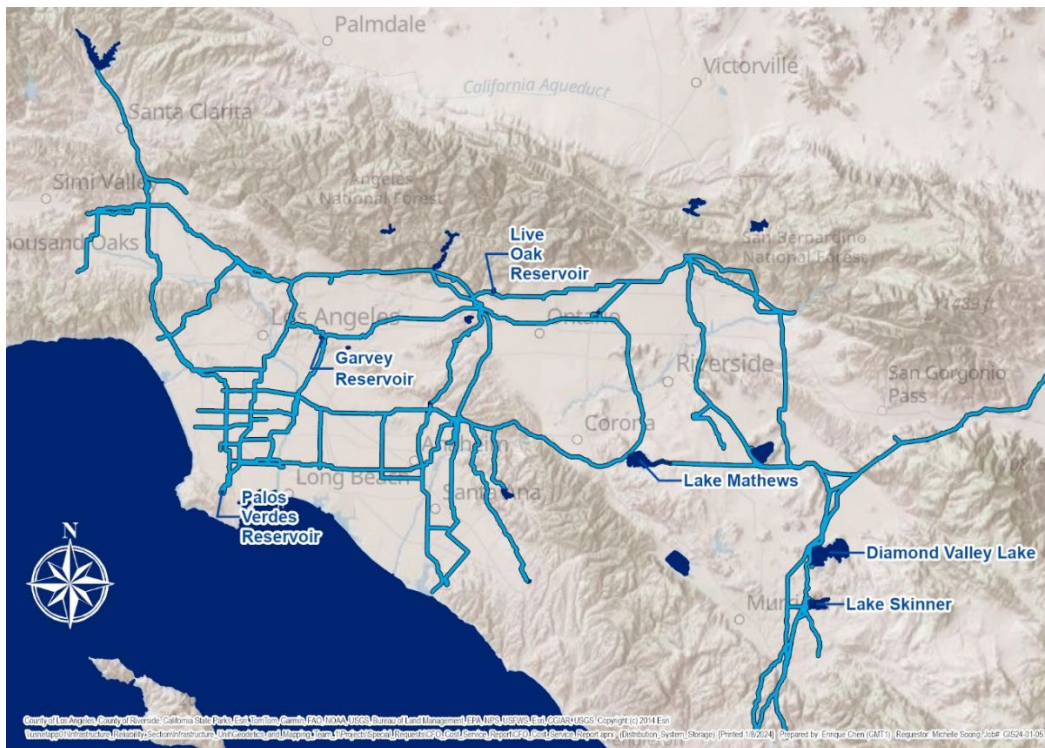


Metropolitan's Conveyance and Distribution System Benefits

For purposes of this report, components of the conveyance system are considered to include only those major trunk facilities that transport water from primary supply sources to either regional storage facilities or feeder lines linked to the primary conveyance facilities. See Figure 3. For a list of Metropolitan's conveyance facilities within its service area, see Table 3. All other water transport facilities, including pipelines, feeders, laterals, canals and aqueducts, are considered to be distribution facilities. Distribution facilities can be further identified in that they generally have at least one connection to a member agency's local distribution system. For a list of Metropolitan's distribution facilities, see Table 3.

All water transport facilities not specifically identified as part of the regional conveyance system are considered to be distribution facilities (Distribution System). While conveyance and aqueduct system components are regional in nature and generally do not link directly to local agency distribution systems, Distribution System facilities do ultimately connect to local agency systems. As a result, these facilities rely on conveyance and aqueduct facilities to import water from regional supply sources. The Distribution System is a complex network of facilities which routes water from the CRA and SWP to the member agencies. Beginning at the terminal delivery points of the CRA and SWP, Metropolitan's Distribution System includes approximately 775 miles of pipelines, feeders, and canals. Distribution System operations are coordinated from the Operations Control Center in Eagle Rock. The control center plans, schedules, and balances daily water operations in response to member agency demands and the operational limits of the system as a whole. Metropolitan's storage and treatment facilities augment the Distribution System. Metropolitan operates and maintains separate untreated and treated distribution facilities.

Figure 3. Metropolitan's Distribution and Storage Facilities



Metropolitan has an ongoing commitment, through physical system improvements and the maintenance and rehabilitation of existing facilities, to maintain the reliable delivery of water throughout the entire service area. System flexibility improvement projects include additional conveyance and distribution facilities to maintain the dependable delivery of water supplies, provide alternative system delivery capacity, and enhance system

operations. Conveyance and distribution system improvement benefits also include projects to upgrade obsolete facilities or equipment, or to rehabilitate or replace facilities or equipment. These projects are needed to enhance system operations, comply with new regulations, and maintain a reliable distribution system. A list of conveyance and distribution system facilities is provided in Table 3 along with the fiscal year 2026/27 estimated conveyance and distribution system benefits. The capital costs of the Distribution System in fiscal year 2026/27 is \$134.5 million, and is included in the Distribution System line item in Table 1. Real property throughout Metropolitan's service area benefits from the availability of the Distribution System and its integration into Metropolitan's system and therefore all such costs may be attributed to such parcels. However, Metropolitan's Standby Charge collects only \$43.9 million of the total \$340.1 million system costs, representing 13% of the total system costs.

CAPITAL FACILITIES – WATER STORAGE

System Storage Benefits

The Metropolitan system, for purposes of meeting demands during times of shortage, regulating system flows, and ensuring system reliability in the event of a system outage, provides over 1,000,000 acre-feet of system storage capacity. Diamond Valley Lake provides 810,000 acre-feet of that storage capacity, effectively doubling Southern California's previous surface water storage capacity. Other existing imported water storage available to the region consists of Metropolitan's raw water reservoirs, a share of the SWP's raw water reservoirs in and near the service area, and the portion of the groundwater basins used for conjunctive-use storage.

Water stored in system storage during above average supply conditions (surplus) provides a reserve against shortages when supply sources are limited or disrupted. Water storage also preserves Metropolitan's capability to deliver water during scheduled maintenance periods, when conveyance facilities must be removed from service for rehabilitation, repair, or maintenance. The benefits of these capital facilities are both local and system-wide, as the facilities directly contribute to the reliable delivery of water supplies throughout Metropolitan's service area. The capital costs of water storage in fiscal year 2026/27 is \$113.9 million and, as shown in Table 1. Real property throughout Metropolitan's service area benefits from the availability of the storage capacity throughout the service area and its integration into Metropolitan's system and therefore all such costs may be attributed to such parcels. However, Metropolitan's Standby Charge collects only \$43.9 million of the total \$340.1 million system costs, representing 13% of the total system costs.

METROPOLITAN'S REVENUE

Metropolitan's major capital facilities are financed largely from the proceeds of revenue bond issues, which are repaid over future years. The principal source of revenue for repayment of these bonds is water sales to its member agencies, which is currently Metropolitan's largest source of revenue. In addition, *ad valorem* special property taxes provide an additional limited revenue source, which is used to pay pre-1978 voter-approved indebtedness. However, the use of water rates as a primary source of revenue has placed an increasing burden on member agencies and their ratepayers, which would more equitably continue to be paid in part by assessments on land that in part derives its value from the availability of water through an integrated and reliable water system.

Readiness-To-Serve

In December 1993, Metropolitan's Board approved a revenue structure that included additional charges to establish a commitment to Metropolitan's capital improvement program and provide revenue stability. This revenue structure included the RTS Charge, which in 1995 certain member agencies opted to pay in part pursuant to the collection of a standby charge. In October 2001, the Board adopted the current unbundled rate structure, and maintained the RTS Charge.

As noted above, Metropolitan levies the RTS Charge on its member agencies to recover capital costs, including a portion of the debt service on bonds issued to finance capital facilities needed to meet existing demands on Metropolitan's system for emergency storage and available capacity.

The estimated fiscal year 2026/27 RTS Charge for each member agency is shown in Table 4.

Standby Charge Option

Metropolitan's Standby Charge is authorized by the State Legislature and has been levied by Metropolitan since fiscal year 1992/93. The Standby Charge recognizes that there are economic benefits to lands that have access to a water supply, whether or not such lands are using it, which excludes lands permanently committed to open space and maintained in their natural state that are not now and will not in the future be supplied water and lands that the General Manager, in his/her discretion, finds do not now and cannot reasonably be expected to derive a benefit from the projects to which the proceeds of the Standby Charge will be applied. Utilization of the Standby Charge transfers some of the burden of maintaining Metropolitan's capital infrastructure from water rates and *ad valorem* taxes to all the benefiting properties within the service area. A fraction of the value of this benefit and of the cost of providing it can be effectively recovered, in part, through the levying of a standby charge. The projects to be supported in part by the Standby Charge are capital projects that provide both local and Metropolitan-wide benefit to current landowners as well as existing water users.

Although a standby charge could have been set to recover all Conveyance, Distribution, and Storage costs as detailed in Table 1, Metropolitan's continued Standby Charge only collects about 13% of those costs. For fiscal year 2026/27, the amount to be recovered by the RTS Charge is estimated to be \$213.5 million and of that only \$43.9 million is estimated to be recovered by the Standby Charge.

The Standby Charge for each acre or parcel of less than an acre varies from member agency to member agency, as permitted under the legislation establishing Metropolitan's Standby Charge. The water Standby Charge for each member agency is continued at amounts not to exceed the rates in place since fiscal year 1996/97 and is shown in Table 5, which consists of composite rates by member agencies, not to exceed \$15.00. Originally, the composite rates consisted in part of a uniform component of \$5 applicable throughout Metropolitan, and in part of a variable component, not exceeding \$10 in any member public agency, reflecting the allocation of historical water deliveries by the member agencies as of fiscal year 1993/94 when the composite rates were initially established. Metropolitan will continue Standby Charges only within the service areas of the member agencies that have requested that the Standby Charge be utilized for purposes of meeting their outstanding RTS obligation. Although rates may not exceed the amounts in place in fiscal year 1996/97, some rates may be lower.

The Standby Charge is proposed to be collected from: (1) parcels on which water standby charges have been levied in fiscal year 1993/94 and annually thereafter and (2) parcels annexed to Metropolitan and to an electing member agency after January 1997. Table 6 lists parcels annexed, or to be annexed, to Metropolitan and to electing member agencies during fiscal year 2025/26, such parcels being subject to the Standby Charge upon annexation, which is used to estimate the Standby Charge collections for the following fiscal year. Fiscal Year 2026/27 Table 6 also shows parcels known by Metropolitan as annexed, or to be annexed, by the time collections are made for fiscal year 2026/27.

The estimated costs of Metropolitan's wholesale water system, which could be paid by a Standby Charge, are approximately \$340.1 million for fiscal year 2026/27, as shown in Table 1. An average total Standby Charge of about \$78.13 per acre of land or per parcel of land less than one acre would be necessary to pay for the total potential program benefits. Benefits in this amount will accrue to each acre of property and parcel within Metropolitan's service area, as Metropolitan delivers water to member agencies that contributes to water available to these properties, via that member agency or a retail sub-agency, as well as enhances the availability of local water supplies for all properties. Because Metropolitan's water deliveries to member agencies contributes to water

available only to properties located within Metropolitan's service area boundaries (except for certain contractual deliveries as permitted under Section 131 of the Metropolitan Water District Act), any benefit received by the public at large or by properties outside of the area is merely incidental.

Table 5 shows that the distribution of Standby Charge revenues from the various member agency service areas would provide net revenue flow of approximately \$43.9 million for fiscal year 2026/27. Metropolitan will use other revenue sources, such as water sales revenues, RTS Charge revenues (except to the extent collected through standby charges, as described above), interest income, and revenue from sales of hydroelectric power, to pay for the remaining program costs. Additionally, the actual Standby Charge proposed to be continued ranges from \$0.10 to \$14.20 per acre of land or per parcel of land less than one acre. Thus, the benefits of Metropolitan's investments in water conveyance, storage, and distribution far exceed the recommended Standby Charge.

Equity

The RTS Charge is a firm revenue source. The revenues to be collected through this charge will not vary with sales in the current year. This charge is levied on Metropolitan's member agencies and is not a fee or charge upon real property or upon persons as an incident of property ownership. It ensures that agencies that only occasionally purchase water from Metropolitan but receive the reliability benefits of Metropolitan's system pay an equitable share of the costs to provide that reliability. Within member agencies that elect to pay the RTS Charge through Metropolitan's standby charges, the Standby Charge results in a lower RTS Charge than would otherwise be necessary due to the amount of revenue collected from lands which benefit from the availability of Metropolitan's water system. With the Standby Charge, these properties are now contributing a more appropriate share of the cost of importing water to Southern California.

Metropolitan's water system increases the availability and reliable delivery of water throughout Metropolitan's service area. A reliable system benefits existing end users and land uses through retail water service provided by Metropolitan member agencies or by water retailers that purchase water from a Metropolitan member agency, and through the replenishment of groundwater basins and reservoir storage as reserves against shortages due to droughts, natural emergencies, or scheduled facility shutdowns for maintenance. The benefits of reliable water resources from the SWP, CRA, Storage, and system improvements accrue to more than 250 cities and communities within Metropolitan's six-county service area. Metropolitan's regional water system is interconnected, so water supplies from the SWP and CRA can be used throughout most of the service area and therefore benefit water users and properties system-wide.

A major advantage of a firm revenue source, such as an RTS charge, is that it contributes to revenue stability during times of drought or low water sales. It affords Metropolitan additional security, when borrowing funds, that a portion of the revenue stream will be unaffected by drought or by rainfall. This security will help maintain Metropolitan's historically high credit rating, which results in lower interest expense to Metropolitan, and therefore, lower overall cost to its member agencies.

SUMMARY


The foregoing and the attached tables describe the current costs of Metropolitan's system and benefits provided by the projects listed as mainstays to the water system for Metropolitan's service area. Benefits are provided to member agencies, their retail sub-agencies, water users and property owners. The projects represented by this report provide both local benefits as well as benefits throughout the entire service area. It is recommended, for calendar year 2027, that the Metropolitan Board of Directors adopt the RTS Charge as set forth in Table 4 with an option for local agencies to request that a Standby Charge be collected for fiscal year 2026/27 from lands within Metropolitan's service area as a credit against such member agency's RTS Charge, up to the Standby Charge amounts collected by Metropolitan within the applicable member agency for fiscal year 1996/97. The maximum Standby Charge would not exceed \$15 per acre of land or per parcel of less than one acre. The costs of the system described in this Engineer's Report exceeds the recommended Standby Charge by \$296.3 million. A preliminary listing of all parcels subject to the proposed 2026/27 Standby Charge and the amounts proposed to be continued for each is available in the office of the Chief Financial Officer. A final listing is available upon receipt of final information from each county.

Prepared Under the Supervision of:

Mai Hattar
 Mai Hattar, PE CH4859
 Group Manager
 Engineering Services

Prepared Under the Supervision of:

Katano Kasaine
 Katano Kasaine
 Assistant General Manager/
 Chief Financial Officer



Prepared Under the Supervision of:

Brandon Goshi

Brandon Goshi
 Group Manager
 Water Resources Management

TABLE 1

**ESTIMATED COSTS OF
WATER SYSTEM INFRASTRUCTURE
BENEFITING REAL PROPERTY WITHIN METROPOLITAN'S SERVICE AREA**

	Estimated Program Costs for FY2026/27	Dollars Per Parcel of 1 Acre or Less
Capital Payments for Water System Infrastructure		
Net Capital Payments to State Water Project (SWP) (less portion paid by property taxes)	\$ -	\$0.00
Non Tax Supported Capital Costs for Non-SWP Conveyance System ¹	\$ 91,724,748	\$21.07
Non Tax Supported Capital Costs for Distribution System ²	\$ 134,492,739	\$30.89
Non Tax Supported Capital Costs for Water Storage ³	\$ 113,901,900	\$26.16
Total Capital Payments	\$ 340,119,387	\$78.13
Estimated Standby Charge Revenues	\$ 43,850,034	\$10.07
Percent Collected by Standby Charge	13%	
Total Remaining Costs Not Paid by Standby Charge	\$ 296,269,353	\$68.06

Notes:

[1] Non-SWP Conveyance include the Colorado River Aqueduct and Inland Feeder.

[2] Distribution facilities include the pipelines, laterals, feeders and canals that distribute water throughout the service area.

[3] System storage includes Diamond Valley Lake, Lake Mathews, Lake Skinner and several other smaller surface reservoirs which provide storage for operational purposes.

Totals may not foot due to rounding

TABLE 2	
WATER RECYCLING, GROUNDWATER RECOVERY AND CONSERVATION PROJECTS	
Project Name	FISCAL YEAR 2026/27 Payment
Water Recycling Projects	\$5,828,611
Direct Reuse Project Phase IIA	
Eastern Recycled Water Pipeline Reach 16 Project	
El Toro Recycled Water System Expansion	
Elsinore Valley Recycled Water Program	
Escondido Regional Reclaimed Water Project	
Griffith Park South Water Recycling Project	
Hansen Area Water Recycling Phase I Project	
Hansen Dam Golf Course Water Recycling Project	
Leo J. Vander Lans Water Treatment Facility Expansion Project	
Los Angeles Taylor Yard Park Water Recycling Project	
Michelson/Los Alisos Water Reclamation Plant Upgrades and Distribution System Expansion Project	
North Atwater Area Water Recycling Project	
Oxnard Advanced Water Purification Facility Project	
Rowland Water District Portion of the City of Industry Regional Recycled Water Project	
San Clemente Recycled Water System Expansion Project	
Sepulveda Basin Water Recycling Project - Phase 4	
USGVMWD Portion of the City of Industry Regional Recycled Water Project	
Van Nuys Area Water Recycling Project	
Walnut Valley Water District Portion of the City of Industry Regional Recycled Water Project	
West Basin Water Recycling Program Phase V Project	
North Hollywood Area Water Recycling Project	
Groundwater Reliability Improvement Program Recycled Water Project	
Terminal Island Recycled Water Expansion Project	
Westside Area Water Recycling Project	
Lake Mission Viejo Advanced Purification WTF	
Oceanside Pure Water and Recycled Water Phase I Project	
Escondido Membrane Filtration Reverse Osmosis Facility	
Las Flores Recycled Water System Expansion Project	
La Puente Recycled Water Project	
French Valley Recycled Water Distribution Project	
Groundwater Recovery Projects	\$8,398,453
Cal Poly Pomona Water Treatment Plant	
Chino Basin Desalination Program / IEUA	
Chino Basin Desalination Program / Western	
Fallbrook Groundwater Desalter Project	
Irvine Desalter Project	
IRWD Wells 21 & 22 Desalter Project	
North Pleasant Valley Desalter Project	
Perris II Brackish Groundwater Desalter	

TABLE 2 (Continued)	
WATER RECYCLING, GROUNDWATER RECOVERY AND CONSERVATION PROJECTS	
Project Name	FISCAL YEAR 2026/27 Payment
Groundwater Recovery Projects (continued)	
Pomona Well #37-Harrison Well Groundwater Treatment Project	
Round Mountain Water Treatment Plant	
Santa Monica Sustainable Water Supply Project	
Remaining LRP Applications Under Review	\$51,000
On-site Retrofit Program	\$3,000,000
Future Supply Actions	\$3,515,000
Conservation Projects	\$30,500,000
Regionwide Residential	
Regionwide Commercial	
Regionwide Residential and Commercial Turf Replacement Program	
Member Agency Administered/MWD Funded	
Water Savings Incentive Program	
Landscape Training Classes & Certifications	
Landscape Irrigation & Indoor Surveys	
Innovative Conservation Program/Pilot Programs/Studies	
Inspections	
Member Agency Technical Assistance	
Conservation Advertising	
Municipal Leak Detection and Repair	
Multifamily Property Toilet Replacement Program	
Residential Direct Install partnership with Southern California Gas Company	
Total Demand Management Programs	\$51,293,065

TABLE 3
CONVEYANCE, DISTRIBUTION, AND STORAGE SYSTEM COSTS

Description**Storage Facilities**

102677 - JENSEN, REPAIR COVER OVER RESERVOIR 1
102836 DIAMOND VALLEY LAKE, CONSULTANT COSTS
103166 GARVEY RESERVOIR SODIUM HYPOCHLORITE FEED SYSTEM REHABILITATION
103172 DVL UNGERGROUND TANK CLOSURE
104800 GARVEY RESERVOIR DRAINAGE AND EROSION IMPROVEMENTS
105024 GARVEY RESERVOIR SODIUM HYPOCHLORITE TANK REPLACEMENT
105091 DIAMOND VALLEY LAKE FLOATING WAVE ATTENUATOR
105100 GARVER RESERVOIR BROKEN DRAIN PIPE AT ABTMNT
105125 LAKE SKINNER BUILDING ROOF REPLACEMENT
105176 LIVE OAK RESERVOIR ASPHALT PAVEMENT REHABILITATION
105202 GARVEY RESERVOIR DRAINAGE & EROSION IMPROVEMENTS - AREAS 6-10, 11
105207 DVL MARINA BOAT LAUNCH DOCKS REFURBISHMENT
105232 WEYMOUTH FACILITY NATURAL GAS SYSTEM IMPROVEMENT
105244 LIVE OAK RESERVOIR LINER REHABILITATION
105266 DVL I/O TOWER UPS REPLACEMENT
105390 LAKE MATHEWS RESERVOIR AERATION SYSTEM COMPRESSOR REPLACEMENT
105395 DVL NETWORK SECURITY IMPROVEMENTS
ALAMEDA CORRIDOR, PIPELINE RELOCATION, PROTECTION
CAJALCO CREEK AND LAKE MATHEWS ADAS REPLACEMENT PROJECT
CAPITAL PROGRAM FOR PROJECTS COSTING LESS THAN \$250,000-LIVE OAK
CAPITAL PROGRAM FOR PROJECTS COSTING LESS THAN \$250,000-MORRIS DAM
CHINO BASIN GROUNDWATER SERVICE CONNECTION CB-15T
CHLORINATION AND PH CONTROL FACILITIES- ORANGE COUNTY & GARVEY (50/50)
CHLORINE CONTAINER SCALES & HOISTING EQUIPMENT-SAN JOAQUIN
CLEARING OF LAKE MATHEWS RESERVOIR AREA
CONVERSION OF DEFORMATION SURVEY MONITORING AT COPPER BASIN
COPPER BASIN AND GENE WASH DAM, INSTALL SEEPAGE ALARM (50/50)
COPPER BASIN RESERVOIR SUPERVISORY CONTROL
COPPER BASIN SEWER SYSTEM
CORONA DEL MAR RESERVOIR- REPLENISHMENT
CORONA DEL MAR RESERVOIR-: CHLORINATION STATION
CRANE - LAKE MATHEWS OUTLET TOWER (ORG CONST)
CUF DECHLORINATION SYSTEM FINAL DESIGN AND CONSTRUCTION
DAM MONITORING SYSTEM UPGRADES - Lake Mathews
DAM MONITORING SYSTEM UPGRADES - LAKE SKINNER
DAM MONITORING SYSTEM UPGRADES LAKE MATHEWS
DAM MONITORING SYSTEM UPGRADES LAKE SKINNER
DAM SAFETY AND REHABILITATION PROGRAM, DAM MONITORING AUTOMATION
DAM SEISMIC ASSESSMENT - PHASE 3
DAM SEISMIC UPGRADE - PHASE 3
DAM SEISMIC UPGRADES - PHASE 3
DIAMOND VALLEY LAKE CRANE REHABILITATION
DIAMOND VALLEY LAKE CRANE REHABILITATION - NEW
DIAMOND VALLEY LAKE DAM MONITORING SYSTEM UPGRADE
DIAMOND VALLEY LAKE DAM MONITORING SYSTEM UPGRADE - STAGES 1 & 2
DIAMOND VALLEY LAKE DAM MONITORING SYSTEM UPGRADES - STAGE 3
DIAMOND VALLEY LAKE DAM MONITORING SYSTEM UPGRADES - STAGES 1 & 2
DIAMOND VALLEY LAKE DAM MONITORING SYSTEM UPGRADES - STAGE 3
DIAMOND VALLEY LAKE DAM MONITORING SYSTEM UPGRADES - STAGES 1 & 2
DIAMOND VALLEY LAKE DOMESTIC WATER SYSTEM IMPROVEMENTS
DIAMOND VALLEY LAKE FOREBAY CONCRETE JOINT SEAL REPLACEMENT
DIAMOND VALLEY LAKE FUEL TANK MONITORING AND INVENTORY SYSTEM
DIAMOND VALLEY LAKE INLET/OUTLET TOWER FISH SCREEN REPLACEMENT - CONSTRUCTION
DIAMOND VALLEY LAKE MARINA BOAT LAUNCH DOCKS REFURBISHMENT
DIAMOND VALLEY LAKE MONITORING SYSTEM UPGRADES
DIAMOND VALLEY LAKE OXYGENATION SYSTEM
DIAMOND VALLEY LAKE, CAL PLAZA CHARGES
DIAMOND VALLEY LAKE, CONSULTANT COSTS
DIAMOND VALLEY LAKE, DAM DEFORMATION MONITORING
DIAMOND VALLEY LAKE, EAST DAM SUMP PUMP ELECTRICAL STUDY
DIAMOND VALLEY LAKE, GENERAL CONSTRUCTION MGMT, 2000-2001
DIAMOND VALLEY LAKE, INUNDATION MAPS
DIAMOND VALLEY LAKE, UNDERGROUND TANK CLOSURE
DIAMOND VALLEY RECREATION, EAST MARINA
DIAMOND VALLEY RECREATION, FISHERY
DIAMOND VALLEY RECREATION, MUSEUM FOUNDATION REHABILITATION
DIAMOND VALLEY RECREATION, SEARL PARKWAY IMPROVEMENTS, PHASE I
DIAMOND VALLEY TRAILS PROGRAM, TRAILS
DIEMER CHLORINE EJECTOR WATER SUPPLY LINE IMPROVEMENTS
DIEMER FWR SLOPE PROTECTION IMPROVEMENTS
DIEMER PLANT, RESERVE STRUCTURE MODIFICATION
DISTRICT DESIGN AND INSPECTION - MORRIS DAM
DISTRICT RESERV. AQUEOUS AMMONIA FEED SYSTEM
DISTRICT RESERVOIR - LONGTERM CHEMICAL FAC CONTAINMENT
DOMESTIC WATER SUPPLY - LAKE MATHEWS (ORG CONST)
DOMESTIC WATER SYSTEM - LAKE MATHEWS (ORG CONST)
DOMESTIC WATER SYSTEM-PALOS VERDES RESERVOIR (INTERIM CONST)
DVL - SEARL PARKWAY EXTENSION - PHASE 2
DVL - SEARL PARKWAY LANDSCAPING
DVL AND SKINNER AREA FLOW METER REPLACEMENT
DVL CONTROL & PROTECTION UPGRADE
DVL EAST DAM ELECTRICAL UPGRADES
DVL EAST DAM POWER LINE REALIGNMENT
DVL EAST MARINA WATER TANK REPLACEMENT
DVL I/O TOWER UPS REPLACEMENT
DVL INLET/OUTLET FISH SCREEN REHABILITATION
DVL INLET/OUTLET TOWER FISH SCREEN REPLACEMENT - CONSTRUCTION
DVL RECREATION - ALTERNATE ACCESS ROAD
DVL RECREATION ENTITLEMENT/MASTER PLANNING
DVL RECREATION LAKEVIEW TRAIL
DVL RECREATION, COMMUNITY PARK AND REGIONAL AQUATIC FACILITY
DVL RECREATION, PROGRAM MANAGEMENT
DVL RECREATION, SURPLUS LAND DISPOSITION PLANNING
DVL SECONDARY INLET SLEEVE VALVE REFURBISHMENT
DVL SECURITY ENHANCEMENT

TABLE 3
CONVEYANCE, DISTRIBUTION, AND STORAGE SYSTEM COSTS

Description**Storage Facilities**

DVL, CONSTRUCTION
DVL, CONSTRUCTION CLAIMS SUPPORT
DVL, CONSTRUCTION MANAGEMENT SERVICE
DVL, CONSTRUCTION SUPERVISION
DVL, CONSTRUCTION, WEST DAM FOUNDATION
DVL, DEDICATION CEREMONY
DVL, DISTURBED
DVL, DOMENIGONI PARK
DVL, EAST DAM
DVL, EAST DAM EMBANKMENT
DVL, EAST DAM FENCING
DVL, EAST DAM INLET OUTLET TOWER CONSTRUCTION
DVL, EAST DAM LANDSCAPE SCREENING
DVL, EAST DAM NORTH RIM REMEDIATION
DVL, EAST DAM P-1 FACILITIES
DVL, EAST DAM SITE COMPLETION
DVL, EAST DAM STATE STREET IMPROVEMENTS
DVL, EAST DAM VERTICAL SLEEVE VALVE
DVL, EAST MARINA, PHASE 2
DVL, EXCAVATION
DVL, FIXED CONE, SPHERE
DVL, GENERAL
DVL, GRADING OF CONT
DVL, INSTALL NEW WATERLINE
DVL, MISC SMALL CONS
DVL, NORTH HIGH WATER ROAD
DVL, P-1 PUMPING FACILITY
DVL, PROCUREMENT
DVL, SCOTT ROAD EXTENSION
DVL, SOUTH HIGH WATER ROAD & QUARRY
DVL, SPILLWAY
DVL, START UP
DVL, VALLEY-WIDE SITE ROUGH GRADING
DVL, WORK PACKAGE
DVL, WORK PACKAGE 1
DVL, WORK PACKAGE 10, INLET OUTLET WORK
DVL, WORK PACKAGE 11, FOREBAY
DVL, WORK PACKAGE 12, TUNNEL
DVL, WORK PACKAGE 13, P-1 PUMP OPERATIONS FACILITY
DVL, WORK PACKAGE 14, PC-1
DVL, WORK PACKAGE 15, SITE CLEARING
DVL, WORK PACKAGE 16, GROUNDWATER MONITORING
DVL, WORK PACKAGE 17, FIELD OFFICE
DVL, WORK PACKAGE 18, TEMPORARY VISITOR CENTER
DVL, WORK PACKAGE 19, PERMANENT VISITOR CENTER
DVL, WORK PACKAGE 2, EASTSIDE PIPELINE
DVL, WORK PACKAGE 20, EAST DAM EXCAVATION, FOUNDATION
DVL, WORK PACKAGE 21, WEST DAM EXCAVATION, FOUNDATION
DVL, WORK PACKAGE 23, WEST RECREATION AREA
DVL, WORK PACKAGE 24, EAST RECREATION AREA
DVL, WORK PACKAGE 25, EXCAVATION
DVL, WORK PACKAGE 26, ELECTRICAL TRANSMISSION LINES
DVL, WORK PACKAGE 27, MAJOR EQUIPMENT P-1
DVL, WORK PACKAGE 28, MAJOR EQUIPMENT, GATES
DVL, WORK PACKAGE 29, MAJOR EQUIPMENT, PC-1
DVL, WORK PACKAGE 30, INSTRUMENTATION AND CONTROL SYSTEMS
DVL, WORK PACKAGE 31, GEOGRAPHICAL INFO
DVL, WORK PACKAGE 32, PERMIT
DVL, WORK PACKAGE 33, MAJOR EQUIPMENT, VALVES
DVL, WORK PACKAGE 34, EMERGENCY RELEASE
DVL, WORK PACKAGE 35
DVL, WORK PACKAGE 36, TRANSMISSION LINE TO PC-1
DVL, WORK PACKAGE 38, RUNOFF EROSION
DVL, WORK PACKAGE 39, SADDLE DAM FOUNDATION
DVL, WORK PACKAGE 4, NEWPORT ROAD RELOCATION
DVL, WORK PACKAGE 40
DVL, WORK PACKAGE 42, GEOTECHNICAL
DVL, WORK PACKAGE 43, MOBILIZATION
DVL, WORK PACKAGE 44, SITE DEVELOPMENT
DVL, WORK PACKAGE 47, HAZARDOUS MATERIAL
DVL, WORK PACKAGE 48, GENERAL ADMIN
DVL, WORK PACKAGE 49
DVL, WORK PACKAGE 5, SALT CREEK FLOOD CONTROL
DVL, WORK PACKAGE 52, HISTORY ARCHEOLOGY INVENTORY
DVL, WORK PACKAGE 53, PREHISTORIC ARCHEOLOGY
DVL, WORK PACKAGE 54, PLANTS, WILDLIFE
DVL, WORK PACKAGE 55, AIR QUALITY, NOISE
DVL, WORK PACKAGE 6, SURFACE WATER MITIGATION
DVL, WORK PACKAGE 7, DESIGN WEST DAM ACCESS
DVL, WORK PACKAGE 8, DESIGN EAST DAM ACCESS
DVL, WORK PACKAGE 9, SADDLE DAM
DVL, WORKING INVENTORY, 80,000 ACRE FEET (10% OF CAPACITY)
EAST DAM TUNNELS
EAST MARINA BOAT RAMP EXTENSION
EAST MARINA BOAT RAMP EXTENSION II
ELECTRICAL SERVICE - LAKE MATHEWS (ORG CONST)
ELECTRICAL SYSTEM - LAKE MATHEWS (ORG CONST)
ETIWANDA RESERVOIR REHABILITATION
FIRST SAN DIEGO AQUEDUCT - REPLACE PIPELINE SECTION BOTH BARRELS
FLOATING BOAT HOUSE - LAKE MATHEW
FLOOD RELEASE VALVE, MORRIS DAM & WATER SUPPLY SYSTEM,PV RESER.
FOOTBRIDGE - LAKE MATHEWS (ORG CONST)
FOOTHILL FEEDER- LIVE OAK RESERVOIR- CLAIMS
FOOTHILL FEEDER- LIVE OAK RESERVOIR- RESIDENCE
GARVER RESERVOIR BROKEN DRAIN PIPE AT ABTMNT

TABLE 3
CONVEYANCE, DISTRIBUTION, AND STORAGE SYSTEM COSTS

Description**Storage Facilities**

GARVEY RESERVOIR OPERATION & MAINTENANCE CENTER
 GARVEY RESERVOIR OPERATION & MAINTENANCE CENTER (RETIREMENT)
 GARVEY RESERVOIR - JUNCTION STRUCTURE, REPLACE VALVE # 1
 GARVEY RESERVOIR AUTOMATED DATA ACQUISITION SYSTEM (ADAS) REPLACEMENT
 GARVEY RESERVOIR COVER AND LINER REPLACEMENT
 GARVEY RESERVOIR COVER AND LINER REPLACEMENT PROJECT
 GARVEY RESERVOIR DAM MONITORING SYSTEM UPGRADES
 GARVEY RESERVOIR DRAINAGE & EROSION CONTROL IMPROVEMENTS
 GARVEY RESERVOIR DRAINAGE & EROSION IMPROVEMENTS - AREAS 6, 7, 8, 10 & 11 CONSTRUCTION
 GARVEY RESERVOIR DRAINAGE & EROSION IMPROVEMENTS - AREAS 6-10 & 11 CONSTRUCTION
 GARVEY RESERVOIR DRAINAGE AND EROSION IMPROVEMENTS
 GARVEY RESERVOIR- EMERGENCY GENERATOR
 GARVEY RESERVOIR FENCING AND PEST BARRIER
 GARVEY RESERVOIR- FLOATING COVER
 GARVEY RESERVOIR HYPOCHLORITE FEED SYSTEM
 GARVEY RESERVOIR- JUNCTION STRUCTURE, REPLACE VALVE #1
 GARVEY RESERVOIR- JUNCTION STRUCTURE, REPLACE VALVE #1 - INTEREST
 GARVEY RESERVOIR- JUNCTION STRUCTURE, REPLACE VALVES # 4 & 5
 GARVEY RESERVOIR- MODIFY DESILTING BASINS
 GARVEY RESERVOIR REHABILITATION
 GARVEY RESERVOIR REPAIR
 GARVEY RESERVOIR SITE EROSION CONTROL
 GARVEY RESERVOIR SODIUM HYPOCHLORITE TANK REPLACEMENT
 GARVEY RESERVOIR, LOWER ACCESS ROAD, PAVING & DRAINS
 GARVEY RESERVOIR, REPLACE VALVE # 4 & 5
 GARVEY RESERVOIR, TWO VALVES AT JUNCTION STRUCTURE
 GARVEY RESERVOIR: CONT. 565, SPEC.412
 GARVEY RESERVOIR: TWO COTTAGES WITH GARAGES
 GARVEY RESERVOIR-HYPOCHLORINATION
 GARVEY RESERVOIR-HYPOCHLORINE STATION
 GARVEY RESERVOIR-INLET AND OUTLET CONDUIT SYSTEM MODIFICATION
 GARVEY RESERVOIR-JUNCTION STRUCTURE REPLACE TWO VALVES
 GARVEY RSVR REPLACE VENTURI THROAT SECTION
 GARVEY RSVR--REPLACE CENETRUI THROAT SECTION
 GENE WASH RESERVOIR DISCHARGE VALVE REHABILITATION
 HAYFIELD GROUNDWATER STORAGE AND EXTRACTION
 HEADWORKS OF DISTRIBUTION SYSTEM LAKE MATHEWS
 HEADWORKS: ADDITIONAL VALVES
 HEADWORKS: MOTOR OPERATED SLIDE GATES
 HOUSE AND GARAGE AT CORONA DEL MAR RESERVOIR
 HOUSE AND GARAGE AT ORANGE COUNTY RESERVOIR
 HOUSE AT PALOS VERDES RESERVOIR
 HOWELL-BUNGER VALVE OPERATOR, LAKE MATHEWS, 5 VALVES 1939
 HOWELL-BUNGER VALVE OPERATOR, LAKE MATHEWS, 5 VALVES 1955
 INSTRUMENTATION AT RESERVOIRS
 IOC - DIAMOND VALLEY LAKE
 IOC - DIEMER PLANT, RESERVE STRUCTURE MODIFICATION
 IOC - GARVEY RESERVOIR REPAIR
 IOC - GARVEY RESERVOIR, HYPOCHLORINATION SYSTEM
 IOC - GARVEY RESERVOIR, JUNCTION STRUCTURE, REPLACE VALVE 1
 IOC - JENSEN RSVR 1 REPAIR AND TEMP SERVICE TO LA-25
 IOC - LAKE MATHEWS OUTLET FACILITIES
 IOC - LAKE MATHEWS RESERVOIR, RELOCATE SOUTHERLY SECURITY FENCE
 IOC - LAKE MATHEWS WATERSHED
 IOC - LAKE MATHEWS, LUMBER STORAGE BUILDING
 IOC - LAKE MATHEWS, PREFABRICATED AIRCRAFT HANGAR
 IOC - LAKE MATHEWS, PROPANE STORAGE TANK
 IOC - LAKE MATHEWS, SEEPAGE ALARMS
 IOC - LAKE PERRIS POLLUTION PREVENTION/DISSOLVED OXYGEN
 IOC - LAKE SKINNER BYPASS PIPELINE #2 AND #3
 IOC - LAKE SKINNER CHLORINATION SYSTEM OUTLET TOWER BYPASS PPLN
 IOC - LAKE SKINNER, EQUIPMENT YARD SECURITY
 IOC - LAKE SKINNER, PROPANE STORAGE TANK
 IOC - MORRIS RESERVOIR
 IOC - ORANGE COUNTY RSVR, REPLACE CHLORINATION SYSTEM
 IOC - PALOS VERDES RSVR, REPLACE CHLORINATION SYSTEM
 IOC - PAMO RESERVOIR, WATER STORAGE FEASIBILITY STUDY
 IOC - SAN JOAQUIN RESERVOIR, DRAINAGE CHANNEL IMPROVEMENTS
 IOC - SOTO ST MAINTENANCE CENTER, PROPANE STORAGE TANK
 IRVINE PCS/SAN JOAQUIN RESERVOIR-BY PASS/CONTROL SYS REBUILD (50/50)
 IRVINE REGULATING STRUCTURE SUMP DRAIN LINE
 JENSEN FINISHED WATER RESERVOIR NO.1 COVER REHABILITATION
 JENSEN FINISHED WATER RESERVOIR NO. 1 COVER REHABILITATION
 JENSEN FINISHED WATER RESERVOIR NO. 2 FLOATING COVER IMPROVEMENT
 JENSEN FINISHED WATER RESERVOIRS REHABILITATION AND MIXING IMPROVEMENTS
 JENSEN FLUORIDE TANK REPLACEMENT
 JENSEN FWR # 2 FLOATING COVER REPLACEMENT
 JENSEN FWR NO. 2 FLOATING COVER REPLACEMENT
 JENSEN PLANT, PERMANENT GROUNDWATER DEWATERING OF RESERVOIR
 JENSEN PLANT, RESERVOIR 1 RETROFIT
 JENSEN PLANT, RESERVOIR 2 FLOATING COVER
 JENSEN RESERVOIR 1 AND 2 MIXING IMPROVEMENTS
 JENSEN RESERVOIR BYPASS GATE REFURBISHMENT
 JENSEN, REPAIR COVER OVER RESERVOIR 1
 LAKE MATHEWS - REPLACE STANDBY GENERATOR
 LAKE MATHEWS - ELECTRICAL SYSTEM IMPROVEMENT
 LAKE MATHEWS ABOVEGROUND STORAGE TANK REPLACEMENT
 LAKE MATHEWS AND LAKE SKINNER COPPER SULFATE STORAGE
 LAKE MATHEWS AREA PAVING
 LAKE MATHEWS BUILDING
 LAKE MATHEWS BUILDINGS 8 & 15, RENOVATION OF ASSEMBLY AREA AND ADMIN. BLDG.
 LAKE MATHEWS- CARPENTER AND VEHICLE MAINTENANCE BUILDING
 LAKE MATHEWS- CHLORINATION FACILITIES
 LAKE MATHEWS CHLORINATION FACILITY- REPLACE CHLORINATION EQPMT.
 LAKE MATHEWS CNTRL TOWER-REPL. 45 30-INCH GATE/BUTTERFLY VALVES

TABLE 3
CONVEYANCE, DISTRIBUTION, AND STORAGE SYSTEM COSTS

Description**Storage Facilities**

LAKE MATHEWS CONTROL TOWER - REPLACE 45 10-INCH GATE VALVE
 LAKE MATHEWS DAM EROSION CONTROL
 LAKE MATHEWS DAM SAFETY INSTRUMENTATION UPGRADES
 LAKE MATHEWS DAM SPILLWAY ASSESSMENT
 LAKE MATHEWS DIKE
 LAKE MATHEWS DISASTER RECOVERY FACILITY UPGRADE
 LAKE MATHEWS DISCHARGE FACILITY UPGRADES
 LAKE MATHEWS DIVERSION TUNNEL
 LAKE MATHEWS DIVERSION TUNNEL WALKWAY REPAIR
 LAKE MATHEWS- DOCK AND BOAT SHELTER
 LAKE MATHEWS DOMESTIC FACILITIES
 LAKE MATHEWS- DOMESTIC WATER SYSTEM
 LAKE MATHEWS ELECTRICAL RELIABILITY
 LAKE MATHEWS- ELECTRICAL SYSTEM IMPROVEMENT
 LAKE MATHEWS ELECTRICAL UPGRADES
 LAKE MATHEWS- EMERGENCY GENERATOR
 LAKE MATHEWS EMERGENCY GENERATOR UPGRADE
 LAKE MATHEWS ENLARGEMENT (SPEC NO. 505)
 LAKE MATHEWS FOREBAY - DISCHARGE FACILITY UPGRADES
 LAKE MATHEWS FOREBAY LINING AND TOWER REPAIRS
 LAKE MATHEWS FOREBAY OUTLET STRCTR-REPL. CONCRETE BLOCK BLDG
 LAKE MATHEWS FOREBAY OUTLET, CONCRETE BLDG
 LAKE MATHEWS FOREBAY PRESSURE CONTROL STRUCTURE AND BYPASS
 LAKE MATHEWS FOREBAY- REPLACE FOOTBRIDGE
 LAKE MATHEWS FOREBAY WALKWAY REPAIRS
 LAKE MATHEWS FOREBAY, HEADWORK FACILITY AND EQUIPMENT UPGRADE
 LAKE MATHEWS HEADWORKS FOREBAY LINER & OUTLET TOWER REPAIR
 LAKE MATHEWS HEADWORKS-INSTALL AIR MTRS,3 HOWELL BNGR VALVE OP.
 LAKE MATHEWS- HOUSE AND GARAGE
 LAKE MATHEWS HYDRAULIC POWER UNIT REHABILITATION
 LAKE MATHEWS HYDROELECTRIC PLANT REPAIRS
 LAKE MATHEWS I/O TOWER EMERGENCY GENERATOR
 LAKE MATHEWS- IMPROVE MAIN SUBSTATION
 LAKE MATHEWS- IMPROVEMENT OF DOMESTIC WATER & FIRE PROT. SYSTEM
 LAKE MATHEWS LIGHTING AND SECURITY IMPROVEMENT
 LAKE MATHEWS -LUMBER STORAGE BUILDING
 LAKE MATHEWS -LUMBER STORAGE BUILDING - INTEREST
 LAKE MATHEWS LUMBER STORAGE ROOF COVER
 LAKE MATHEWS MAIN DAM AND SPILLWAY
 LAKE MATHEWS MAIN DAM SUB DRAIN SYSTEM
 LAKE MATHEWS MAINTENANCE BUILDING
 LAKE MATHEWS MAINTN.FACILITIES-REPLACE 75 KVA TRANSFORMER.SERV.
 LAKE MATHEWS- MODIFY CHLORINATION
 LAKE MATHEWS- MODIFY CHLORINE STORAGE TANK FOUNDATIONS
 LAKE MATHEWS- MODIFY ELECTRICAL SERVICE
 LAKE MATHEWS MULTIPLE SPECIES RESERVE, MANAGER'S OFFICE AND RESIDENCE
 LAKE MATHEWS OFFICE BLDG MODIFICATIONS-AMERICANS W/ DISABILITY
 LAKE MATHEWS OFFICE TRAILER MODIFICATIONS-AMERICANS W/ DISABILITY
 LAKE MATHEWS -OPERATOR RESIDENCE
 LAKE MATHEWS OULET TOWER
 LAKE MATHEWS OUTLET FACILITIES
 LAKE MATHEWS OUTLET TOWER CHLORINATION SYSTEM
 LAKE MATHEWS OUTLET TOWER NO. 2 VALVE REHAB
 LAKE MATHEWS OUTLET TOWER NO. 2 VALVE REHABILITATION
 LAKE MATHEWS OUTLET TOWER- REPLACE CRANES
 LAKE MATHEWS OUTLET TOWER-REPLACE GATE VALVES
 LAKE MATHEWS OUTLET TOWER-REPLACE GATE VALVES (RETIREMENT)
 LAKE MATHEWS OUTLET TUNNEL
 LAKE MATHEWS PERIMETER FENCING UPGRADE
 LAKE MATHEWS PERIMETER FENCING UPGRADE - NEW
 LAKE MATHEWS- PREFABRICATED AIRCRAFT HANGER
 LAKE MATHEWS- PREFABRICATED AIRCRAFT HANGER - INTEREST
 LAKE MATHEWS- PROPANE STORAGE TANK
 LAKE MATHEWS- PROPANE STORAGE TANK - INTEREST
 LAKE MATHEWS- REPLACE HOWELL-BUNGER VALVE OPERATORS
 LAKE MATHEWS- REPLACE VALVES
 LAKE MATHEWS RESERVOIR - RELOCATE SOUTHERLY SECURITY FENCE
 LAKE MATHEWS RESERVOIR AERATION SYSTEM COMPRESSOR REPLACEMENT
 LAKE MATHEWS RESERVOIR DREDGING AND EMERGENCY DEWATERING FACILITIES
 LAKE MATHEWS RESERVOIR-RELOCATE SOUTHERLY SECURITY FENCE
 LAKE MATHEWS RESERVOIR-RELOCATE SOUTHERLY SECURITY FENCE - INTEREST
 LAKE MATHEWS- SEEPAGE ALARMS
 LAKE MATHEWS- SEEPAGE ALARMS - INTEREST
 LAKE MATHEWS SODIUM HYPOCHLORITE INJECTION SYSTEM
 LAKE MATHEWS SODIUM HYPOCHLORITE TANK REPLACEMENT
 LAKE MATHEWS SODIUM HYPOCHLORITE INJECTION SYSTEM
 LAKE MATHEWS- SPRAY PAINT BOOTH
 LAKE MATHEWS VEHICLE MAINTENANCE EXHAUST SYSTEM INSTALLATION
 LAKE MATHEWS WASTEWATER SYSTEM REPLACEMENT
 LAKE MATHEWS WATERSHED, DRAINAGE
 LAKE MATHEWS WATERSHED, DRAINAGE WATER QUALITY MGMT PLAN (CAJALCO CREEK DAM)
 LAKE MATHEWS WATERSHED, WATER QUALITY IMPROVEMENTS STUDY
 LAKE MATHEWS, HAZEL ROAD
 LAKE MATHEWS, REPLACE CHLORINATION EQUIPMENT
 LAKE MATHEWS,DIKE #1- INSTALL PIEZOMETERS, STAS.55+00 & 85+50
 LAKE MATHEWS: VALVES AND FITTINGS IN HEADWORKS
 LAKE MATHEWS-CONST. CONCR.TRAFFIC BARR. WALL TO PROTECT HQ FACIL.
 LAKE MATTHEWS FIRE WATER LINE
 LAKE MATTHEWS INTERIM CHLORINATION SYSTEM
 LAKE PERRIS POLLUTION PREVENTION AND SOURCE WATER PROTECTION (CAPITAL PORTION)
 LAKE SKINNER - AERATION SYSTEM
 LAKE SKINNER - CHLORINATION SYSTEM OUTLET TOWER BYPASS PPLN
 LAKE SKINNER - CHLORINATION SYSTEM OUTLET TOWER BYPASS PPLN - INTEREST
 LAKE SKINNER - INSTALL OUTLET CONDUIT FLOWMETER
 LAKE SKINNER (AULD VALLEY RESERVOIR)- CLAIMS

TABLE 3
CONVEYANCE, DISTRIBUTION, AND STORAGE SYSTEM COSTS

Description**Storage Facilities**

LAKE SKINNER AERATOR AIR COMPRESSORS REPLACEMENT
 LAKE SKINNER BYPASS 2, CATHODIC PROTECTION SYSTEM
 LAKE SKINNER CONVEYANCE AND DISTRIBUTION BUILDING ROOF REPLACEMENT
 LAKE SKINNER DAM V-DITCH REPLACEMENT
 LAKE SKINNER- EQUIPMENT YARD SECURITY
 LAKE SKINNER- EQUIPMENT YARD SECURITY - INTEREST
 LAKE SKINNER FACILITIES
 LAKE SKINNER FACILITIES - EMPLOYEE HOUSING
 LAKE SKINNER FACILITIES - FENCING
 LAKE SKINNER FACILITIES - LANDSCAPING
 LAKE SKINNER FACILITIES - RELOCATE BENTON ROAD
 LAKE SKINNER OUTLET CONDUIT REPAIR
 LAKE SKINNER OUTLET TOWER CHLORINE SYSTEM MODIFICATIONS
 LAKE SKINNER OUTLET TOWER SEISMIC ASSESSMENT
 LAKE SKINNER OUTLET TOWER SEISMIC UPGRADE
 LAKE SKINNER PIPELINE CATHODIC PROTECTION
 LAKE SKINNER- PROPANE STORAGE TANK
 LAKE SKINNER- PROPANE STORAGE TANK - INTEREST
 LIVE OAK RESERVOIR & RESERVOIR BYPASS SCHEDULE 264A
 LIVE OAK RESERVOIR ASPHALT PAVEMENT REHABILITATION
 LIVE OAK RESERVOIR EMERGENCY DEWATERING IMPROVEMENTS
 LIVE OAK RESERVOIR LINER REHABILITATION
 LIVE OAK RESERVOIR LINER REPLACEMENT
 LIVE OAK RESERVOIR PAVEMENT REHABILITATION
 LIVE OAK RESERVOIR REHABILITATION
 LIVE OAK RESERVOIR SURFACE REPAIR
 MAINTENANCE FACILITIES, 75KVA TRANSFORMER SERVICE-LAKE MATHEWS (ORG CONST)
 MILLS FINISHED WATER RESERVOIR REHABILITATION
 MILLS FINISHED WATER RESERVOIRS REHABILITATION AND MIXING IMPROVEMENTS
 MILLS OZONE CONTACTOR 1 & 2 EXPANSION JOINT SEAL
 MILLS RESERVOIR AND CFE SAMPLE LINE/INSTRUMENT IMPROVEMENT
 MINOR CAPITAL PROJECTS FOR FY 1989/90 - LAKE MATHEWS
 MINOR CAPITAL PROJECTS FOR FY 1989/90 - PALOS VERDES RESERVOIR
 MINOR CAPITAL PROJECTS FY 2010-2011
 MINOR CAPITAL PROJECTS-IRVINE PCS/ S. JOAQUIN RES. REBUILD CONTROL SYS
 MINOR CAPITAL PROJECTS-LAKE SKINNER, INLET CANAL ELECTRIC FISH BARRIER
 MINOR CAPITAL PROJECTS-LIVE OAK RESERVOIR, DESILT BASIN IMPROVEMENTS
 MODIFICATION OF THE LAKE MATHEWS SERVICE WATER SYSTEM
 MORRIS DAM COTTAGE
 MORRIS DAM- ENLARGMT. OF SPILLWAY FACLT.& UPPER FDR.VALVE MODF
 MORRIS DAM ROAD IMPROVEMENT
 MORRIS DAM, SEISMIC STABILITY REANALYSIS
 MORRIS DAM-REPLACE EMERGENCY POWER SYSTEM
 MORRIS RESERVOIR- CAPITAL OBLIGATION PAID
 MORRIS RESERVOIR- INTEREST OBLIGATION PAID
 MWD CYBER SECURITY UPGRADE
 O.C.RESERVOIR - IMPROVE DOMESTIC SYSTEM
 ORANGE COUNTY RESERVOIR -- JUNCTION STRUCTURE,REPLACE VALVE # 1
 ORANGE COUNTY RESERVOIR (SPEC NO. 341)
 ORANGE COUNTY RESERVOIR CHLORINATION STATION
 ORANGE COUNTY RESERVOIR- EMBANKMENT AND SPILLWAY
 ORANGE COUNTY RESERVOIR- EMERGENCY GENERATOR
 ORANGE COUNTY RESERVOIR- FLOATING COVER
 ORANGE COUNTY RESERVOIR- HOUSE
 ORANGE COUNTY RESERVOIR- MODIFY DOMESTIC WATER SYSTEM
 ORANGE COUNTY RESERVOIR- REPLACE RESIDENCE NO. 95D
 ORANGE COUNTY RESERVOIR-MODIFY ELEC. CONTROL CENTER
 ORANGE COUNTY RESERVOIR-REPLACE CHLORINATION EQUIPMENT
 ORANGE COUNTY RESERVOIR-REPLACE CHLORINATION SYSTEM
 P V RESERVOIR-REPLACE CHLORINATION SYSTEM
 P100735 DVL, WORK PACKAGE 40
 P103081 DVL RECREATION ENTITLEMENT/MASTER PLANNING
 P103083 DIAMOND VALLEY RECREATION, SEARL PARKWAY IMPROVEMENTS, PHASE I
 P103088 DVL RECREATION, PROGRAM MANAGEMENT
 P103810 WADSWORTH PUMP PLANT CONDUIT PROTECTION
 P103998 LAKE MATHEWS INTERIM CHLORINATION SYSTEM
 P104076 LAKE MATHEWS WATERSHED, WATER QUALITY IMPROVEMENTS STUDY
 P104101 LAKE SKINNER OUTLET CONDUIT REPAIR
 P104131 SKINNER, RETURN WASH WATER BYPASS
 P104326 LAKE MATHEWS FIRE WATER LINE
 P104735 GARVEY RESERVOIR FENCING AND PEST BARRIER
 P104893 LAKE MATHEWS WASTEWATER SYSTEM REPLACEMENT
 P104894 CB-20 AND PM-26 FLOWMETER REPLACEMENT
 P105010 LAKE MATHEWS SODIUM HYPOCHLORITE TANK REPLACEMENT
 P105024 GARVEY RESERVOIR SODIUM HYPOCHLORITE TANK REPLACEMENT
 P105080 IRVINE REGULATING STRUCTURE SUMP DRAIN LINE
 P105100 GARVER RESERVOIR BROKEN DRAIN PIPE AT ABTMT
 P105138 LAKE MATHEWS LIGHTING AND SECURITY IMPROVEMENT
 P105176 LIVE OAK RESERVOIR ASPHALT PAVEMENT REHABILITATION
 P105202 GARVEY RESERVOIR DRAINAGE & EROSION IMPROVEMENTS - AREAS 6-10, 11 CONSTR
 P105207 DIAMOND VALLEY LAKE MARINA BOAT LAUNCH DOCKS REFURBISHMENT
 PALOS VERDES CHLORINATION STATION AND COTTAGE
 PALOS VERDES RESERVOIR
 PALOS VERDES RESERVOIR - INLET/OUTLET TOWER
 PALOS VERDES RESERVOIR- BY PASS PIPELINES
 PALOS VERDES RESERVOIR COVER AND LINER REPLACEMENT
 PALOS VERDES RESERVOIR COVER REPLACEMENT
 PALOS VERDES RESERVOIR- FENCING AROUND
 PALOS VERDES RESERVOIR GROUNDWATER MANAGEMENT
 PALOS VERDES RESERVOIR HYPOCHLORITE FEED SYSTEM UPGRADE
 PALOS VERDES RESERVOIR- REPLACE DOMESTIC WATER SYSTEM PIPING
 PALOS VERDES RESERVOIR SITE IMPROVEMENTS
 PALOS VERDES RESERVOIR SODIUM HYPOCHLORITE AND SECURITY UPGRADES
 PALOS VERDES RESERVOIR SODIUM HYPOCHLORITE FEED SYSTEM UPGRADE
 PALOS VERDES RESERVOIR, SPILLWAY ENERGY DISSIPATOR STRUCTURE MODIFICATIONS

TABLE 3
CONVEYANCE, DISTRIBUTION, AND STORAGE SYSTEM COSTS

Description**Storage Facilities**

PALOS VERDES RESERVOIR, BYPASS PIPELINE RELIEF STRUCTURE MODIFN.
 PALOS VERDES RESERVOIR, COVERING
 PALOS VERDES RESERVOIR, REPLACE ACCESS AND PERIMETER ROADS
 PALOS VERDES RESERVOIR: INCREASING ELEVATION OF SPILLWAY CREST
 PALOS VERDES RESERVOIR-INSTALL VALVE & CHLORINATION NOZZLE, INL. TWR
 PALOS VERDES RESERVOIR-REPLACE CHLORINATION SYSTEM
 PAMO RESERVOIR- WATER STORAGE FEASIBILITY STUDY
 PAMO RESERVOIR- WATER STORAGE FEASIBILITY STUDY- INTEREST
 PV RESERVOIR GROUNDWATER MANAGEMENT
 PVR FACILITY SEWER CONNECTION
 RECORD DRAWING RESTORATION PROGRAM, CRA
 REPAIRS TO AZUSA CONDUIT
 REPLACE 32
 REPLACEMENT OF A 30 INCH GATE VALVE P.V.R.
 RESIDENCE # 95-D, ORANGE COUNTY RESERVOIR
 RESIDENCE 45-D - CORONA DEL MAR RESERVOIR
 RESIDENCE 80-D - ORANGE COUNTY RESERVOIR
 RESIDENCE 90-D - LAKE MATHEW
 RESIDENCE 91-D - SAN JACINTO RESERVOIR
 RESIDENCE 93-D - SAN JACINTO RESERVOIR
 ROADS AT LAKE MATHEWS ABOVE FLOODLINE
 SAN DIEGO ACQUEDUCT: COTTAGE AT SAN JACINTO RESERVOIR
 SAN JACINTO RESERVOIR - SAN DIEGO AQUEDUCT
 SAN JOAQUIN RESERVOIR- CHLORINE EVAPORATOR
 SAN JOAQUIN RESERVOIR- CONSTRUCTION OF HOUSE AND SERVICE BUILDING
 SAN JOAQUIN RESERVOIR- DRAINAGE CHANNEL IMPROVEMENT
 SAN JOAQUIN RESERVOIR FLOATING COVER
 SAN JOAQUIN RESERVOIR IMPROVEMENT PROJECT-NEW DESIGN
 SAN JOAQUIN RESERVOIR IMPROVEMENT STUDY
 SAN JOAQUIN RESERVOIR IMPROVEMENT STUDY-EIR
 SAN JOAQUIN RSVR, SLOPE REPAIR
 SECOND OUTLET, PALOS VERDES RESERVOIR (SPEC NO. 597)
 SEEPAGE CONTROL AT LAKE MATHEWS
 SKINNER AREA PHYSICAL SECURITY UPGRADES
 SKINNER DAM EMBANKMENT STABILITY EVALUATION AND MITIGATION
 SKINNER DAM SAFETY INSTRUMENTATION UPGRADES
 SKINNER DAM SPILLWAY ASSESSMENT
 SKINNER FILT PLT, CHLORINE MASS FLOW METERS
 SKINNER FINISHED WATER RESERVOIR SLIDE GATE REHABILITATION
 SKINNER FINISHED WATER RESERVOIR SLIDE GATES REHABILITATION
 SKINNER LADDER SAFETY ACCESS GATES
 SKINNER WATER TREATMENT PLANT REHABILITATION
 SKINNER, RETURN WASH WATER BYPASS
 SKINNER FILT PLT- ELECTRIC FISH BARRIER
 SPILLWAY UPGRADES - LAKE MATHEWS
 SPILLWAY UPGRADES - LAKE SKINNER
 SPILLWAY UPGRADES LAKE MATHEWS
 SPILLWAY UPGRADES LAKE SKINNER
 TEMPORARY EMPLOYEE LABOR SETTLEMENT
 VALVE - GENE RESERVOIR (REPLACED 201)
 VALVE STRUCTURE MODIFICATIONS-UPPER FDR, SAN GABRIEL CROSSING (INTERIM CONST)
 VALVE, TWO 36
 WADSWORTH PUMP PLANT CONDUIT PROTECTION
 WADSWORTH PUMP PLANT, PUMP MOTOR CONVERSION
 WADSWORTH PUMPING PLANT FIRE PROTECTION SYSTEM UPGRADE - NEW
 WADSWORTH PUMPING PLANT FIRE PROTECTION SYSTEM UPGRADES
 WADSWORTH/DVL CONTROL & PROTECTION SYSTEM UPGRADE - CONSTRUCTION & STARTUP
 WATER QUALITY PROJECT UPSTREAM
 WATER SUPPLY SYSTEM, OPERATING TOWER, LAKE MATHEWS
 WEYMOUTH FINISHED WATER RESERVOIR GATE REPLACEMENT
 WEYMOUTH FINISHED WATER RESERVOIR REHABILITATION
 WEYMOUTH PLANT RESERVOIR, REMOVE SOIL BLANKET

Sub-total Storage facilities costs**113,901,900**

TABLE 3
CONVEYANCE, DISTRIBUTION, AND STORAGE SYSTEM COSTS

Description**Conveyance and Aqueduct Facilities**

103237 COLORADO RIVER ACQUEDUCT-SIPHONS AND RESERVOIR OUTLETS REFURBISHMENT
103738 CRA COPPER BASIN OUTLET GATES RELIABILITY
104093 CRA SAND TRAP EQUIPMENT UPGRADES
104222 CRA SEISMIC RETROFIT OF 6.9KV SWITCH HOUSES
104427 HEADQUARTERS IMPROVEMENTS
104525 GENE WASH RESERVOIR DISCHARGE VALVE REHABILITATION
104542 CRA PUMPING PLANT WASTEWATER SYSTEM REPLACEMENT - HINDS & EAGLE MOUNTAIN
104645 CRA 6 9KV POWER CABLES REPLACEMENT
104769 CRA DISCHARGE LINE ISOLATION BULKHEAD AND COUPLING
104770 CRA PUMPING PLANTS CRANE IMPROVEMENTS
104922 GENE POOL REFURBISHMENT
105000 SWITCH HOUSE DOORS AT EAGLE MOUNTAIN & IRON MOUNTAIN
105008 PHYSICAL SECURITY CONTROLS FOR THE IRON MOUNTAIN
105208 CRA PUMPING PLANTS SCADA NETWORK MAIN SWITCH REPLACEMENT
105209 CRA PUMPING PLANT STATION BATTERY REPLACEMENT
105274 CRA LAKEVIEW SIPHON LEAK REPAIR
105316 WADSWORTH PUMPING PLANT LIGHTING UPGRADES
105354 CRA MM 33 CANAL SIDEWALL IMPROVEMENTS
105374 HINDS VILLAGE PAVING REPLACEMENT PROJECT
2.4 KV STANDBY DIESEL ENGINE GENERATOR REPLACEMENT - GENE
2.4 KV STANDBY DIESEL ENGINE GENERATOR REPLACEMENT - INTAKE
2.4 KV STANDBY DIESEL ENGINE GENERATOR REPLACEMENT - IRON
230KV SWITCH RACK AT CAMINO
230KV TRANSMISSION LINE PATROL ROAD
69 KV TAP LINE FROM COLORADO TO GENE
69 KV TRANSMISSION LINE BETWEEN PARKER PWR PLT & GENE TO INTAKE
69KV TRANSMISSION LINE TO PARKER DAM
69KV TRANSMISSION LINE TO WHITSETT PUMPING PLANT FROM GENE
701951 SITE 1 - CRA WHITEWATER RIVER SIPHON
ACCESS STRUCTURE, TRANSITION STRUCTURE AND MANHOLE COVER REPLACEMENT
ADDITION TO CABAZON SUBSTATION
ADDITION TO LAKEVIEW SUBSTATION
ADDITIONAL SHOP FACILITIES AT GENE PLANT
ADJUSTMENT TO COST, PARKER POWER
ALL PLANTS- REPLACE TRANSFORMER BANK 1 PANEL
ALL PUM P PLANTS - BRIDGE CRANES AND SEISMIC RESTRAINTS
ALL PUMP PLANTS - REPLACE DOMESTIC WATER TREATMENT SYSTEMS
ALL PUMP PLANTS - REPLACE STA POWER SUPPLY SYSTEMS
ALL PUMP PLANTS - REPLACE THERMO & TEMP RECORDERS
ALL PUMP PLANTS - SEISMIC RESTRAINTS - BRIDGE CRANES
ALL PUMP PLTS, MODIFY STATIONARY POWER SUPPLY SYSTEM
ALL PUMP PLTS, REPL MOTOR TEMPERATURE INSTRUMENTS
ALL PUMP T PLT- LONGTERM CHEMICAL FAC CONTAINMENT
ALL PUMPING PLANTS - 230 KV & 69 KV DISCONNECTS REPLACEMENT
ALL PUMPING PLANTS - BRIDGE CRANES
ALL PUMPING PLANTS - TRANSFORMER BANK BRIDGE
ALL PUMPING PLANTS-HYPOCHLORINATION SYSTEM
ALL PUMPING PLTS - REPLACE CARBON DIOXIDE CYLINDERS
ALL PUMPING PLTS-REEPLACE 36 IMPELLERS
ALL PUMPING PLTS-REPL DOMESTIC WTR TREATMENT SYSTEM
ALL PUPUMPING PLTS - REPLACE MOTOR TEMPERATURE INSTRUMENTS
ALLEN MCCOLLOCH PIPELINE - CORROSION INTERFERENCE MITIGATION
ALLEN MCCOLLOCH PIPELINE - RIGHT OF WAY
ALLEN MCCOLLOCH PIPELINE - UPDATE / MODIFY ALL BOYLE ENGINEERING DRAWINGS
AMP VALVE & SERVICE CONNECTION VAULT REPAIR
AQUEDUCT & PUMPING PLANT ISOLATION / ACCESS FIXTURES - STUDY
AQUEDUCT & PUMPING PLANT ISOLATION GATES
AQUEDUCT FENCING (SPEC 251)
AQUEDUCT MAINTENANCE (1937-40)
AQUEDUCT MAINTENANCE (REPAIRS & PREPARATION FOR OPERATION)
AQUEDUCT MAINTENANCE-1941
AQUEDUCT SURVEYS
ARROWHEAD EAST TUNNEL CONSTRUCTION
ARROWHEAD TDS REDUCTION
ARROWHEAD TUNNELS CLAIMS COST
ARROWHEAD TUNNELS CONNECTOR ROAD
ARROWHEAD TUNNELS CONSTRUCTION
ARROWHEAD TUNNELS ENGINEERING
ARROWHEAD TUNNELS RE-DESIGN
ARROWHEAD WEST TUNNEL CONSTRUCTION
AULD VALLEY CONTROL STRUCTURE AREA FACILITIES UPGRADE STUDY
AULD VALLEY PIPELINE BUBBLER - SKINNER TREATED WATER
AUXILIARY POWER SYSTEM REHABILITATION / UPGRADES STUDY
AUXILIARY POWER SYSTEM REHABILITATION/UPGRADES
BACHELOR MOUNTAIN COMMUNICATION SITE ACQUISITION
BACHELOR MOUNTAIN TELECOM SITE IMPROVEMENTS
BANK TRANSFORMERS REPLACEMENT STUDY
BANNING HEADQUARTERS
BANNING HINDS TELEPHONE LINE
BANNING VALVERDE TELEPHONE LINE
BERNASCONI TUNNEL
BERNASCONI TUNNEL NO.2, SCH. 311
BLACK METAL MOUNTAIN - COMMUNICATIONS FACILITY UPGRADE
BLACK METAL MOUNTAIN 2.4KV ELECTRICAL POWER UPGRADE
BLACK METAL MOUNTAIN, ELECTRICAL TRANSFORMER UPGRADE
BLOWOFF AT WIDE CANYON SIPHON- CRA (INTERIM CONST)
BOX SPRINGS FEEDER REHAB PHASE III
BUDGET ADJUSTMENT
BUILDINGS - CAMINO SWITCHING STATION
C.R.A.- EAGLE AND HINDS PLANTS, STANDBY GENERATORS (1/2 EACH)
C.R.A.- GENE AND IRON MOUNTAIN ,HOUSES
C.R.A.- GENE AUTO MAINTENANCE ADDITION
C.R.A.- GENE PLANT, EMERGENCY GENERATOR
C.R.A.- GENE VILLAGE SEWAGE DISPOSAL SYSTEM
C.R.A. HINDS AND EAGLE - REMODEL RECREATION HALLS (1/2 EACH)

TABLE 3
CONVEYANCE, DISTRIBUTION, AND STORAGE SYSTEM COSTS

Description**Conveyance and Aqueduct Facilities**

C.R.A.- INTAKE AND GENE -REPLACE CIRCUIT BREAKERS (1/2 EACH)
 C.R.A.- IRON MOUNTAIN AND CAMINO GARAGES
 C.R.A.- MODIFY TV ANTENNA AT GENE
 C.R.A.- RELOCATE MOBILE HOME FROM CASTAIC LAKE TO IRON MOUNTAIN
 C.R.A.- SANDBLAST FACILITIES AT IRON MOUNTAIN AND GENE (1/2 EACH)
 C.R.A.-REPL. TRANSFORMER COOLING SYSTEMS AT IRON,EAGLE MTN.& HINDS
 CABAZON BIG MORONGO POWER LINES
 CABAZON- HINDS POWER LINES
 CABAZON RADIAL GATE FACILITIES IMPROVEMENT
 CABAZON RADIAL GATE FACILITY IMPROVEMENTS
 CABAZON SUBSTATION
 CABLE TUNNEL VENTILATION SYSTEM,EAGLE MTN PUMP PLT - CRA
 CABLE TUNNEL VENTILATION SYSTEM,IRON MTN PUMP PLT - CRA
 CAJALCO CREEK MITIGATION FLOWS
 CAL TECH TEST LAB OPERATION
 CAMINO CAMP FACILITIES
 CAMINO CAMP FACILITIES SERVICE STATION TRANSFORMERS
 CAMINO SWITCHING STATION- WATER SYSTEM
 CAMINO, GENE, AND IRON MOUNTAIN 230 KV DISCONNECT SWITCHES REPLACEMENT
 CAMP FACILITIES
 CANAL CURB ALONG COLORADO RIVER AQUEDUCT
 CASA LOMA PIPELINE-CONSTRUCT OVERFLOW BASIN & DRAIN LINE
 CASA LOMA SIPHON BARREL NO. 1 - SEISMIC UPGRADES
 CASA LOMA SIPHON- CENTER PORTION SCHEDULE 20C
 CASA LOMA SIPHON- EAST PORTION SCHEDULE 20A; 20B
 CASA LOMA SIPHON LEAK REPAIRS
 CASA LOMA SIPHON- REPLACE FIRST BARREL
 CASA LOMA SIPHON- WEST PORTION SCHEDULE 20
 CASA LOMA WASTEWAY
 CASH DISCOUNTS
 CAST-IRON BLOW OFF REPLACEMENT - PHASE 4
 CATHODIC PROTECTION STUDY - DESIGN AND CONSTRUCTION
 CCRP - BLOW-OFF VALVES PHASE 4 PROJECT
 CCRP - CONTINGENCY
 CCRP - EMERGENCY REPAIR
 CCRP - HEADGATE OPERATORS & CIRCUIT BREAKERS REHAB.
 CCRP - PART 1 & 2
 CCRP - SAND TRAP CLEANING EQUIPMENT & TRAVELING CRANE STUDY
 CCRP - TRANSITION & MAN-WAY ACCESS COVER REPLACEMENT - STUDY & DESIGN
 CCRP - TUNNELS STUDY
 CEPSRP - 230 KV SYSTEM SYNCHRONIZERS
 CEPSRP - ALL PUMPING PLANTS - CONTINGENCY & OTHER CREDITS
 CEPSRP - ALL PUMPING PLANTS - REPLACE 6.9 KV TRANSFORMER BUSHINGS
 CEPSRP - ALL PUMPING PLANTS - REPLACE 230KV , 69 KV & 6.9 KV LIGHTENING ARRESTERS
 CEPSRP - ALL PUMPING PLANTS - REPLACE 230KV TRANSFORMER PROTECTION
 CEPSRP - SWITCHYARDS & HEAD GATES REHABILITATION
 CEPSRP- ALL PUMPING PLANTS - IRON MOUNTAIN - 230KV BREAKER SWITCH. INST.
 CIRCUIT BREAKERS - INTAKE & IRON MOUNTAIN PLANTS - CRA (1/2 EACH)
 CIRCUIT BREAKERS, 29 MAIN POWER UNITS 1,2,3,4 & 5 - ALL PLANTS (1/5 EACH)
 CIRCUIT BREAKERS, IRON & EAGLE AND HINDS PUMP PLTS (1/3 EACH)
 CIRCULAR SIPHONS SCHEDULE 21
 CLEARING HINDS RESERVOIR SITE
 COACHELLA TUNNELS
 COACHELLA VALLEY ROADS
 COLORADO RIVER ACQUEDUCT, CONDUIT SCHEDULE 1
 COLORADO RIVER ACQUEDUCT & COVER CONDUIT SCHEDULE 9A
 COLORADO RIVER ACQUEDUCT & COVER CONDUIT, SCHEDULE 7
 COLORADO RIVER ACQUEDUCT , CONCRETE LINED CANAL, SCHEDULE 9
 COLORADO RIVER ACQUEDUCT CANAL SCHEDULE 11
 COLORADO RIVER ACQUEDUCT CANAL SCHEDULE 13
 COLORADO RIVER ACQUEDUCT CUT & COVER CONDUIT SK.11A
 COLORADO RIVER ACQUEDUCT CUT & COVER CONDUIT SK.12
 COLORADO RIVER ACQUEDUCT CUT & COVER CONDUIT SK.13A
 COLORADO RIVER ACQUEDUCT CUT & COVER CONDUIT SK.14
 COLORADO RIVER ACQUEDUCT CUT & COVER CONDUIT SK.15
 COLORADO RIVER ACQUEDUCT, 10 BOX SIPHONS, SCHEDULE 10A
 COLORADO RIVER ACQUEDUCT, 10 HALF-CAP SIPHONS, SCHEDULE 4A
 COLORADO RIVER ACQUEDUCT, 12 HALF-CAP SIPHONS, SCHEDULE 3A
 COLORADO RIVER ACQUEDUCT, 12 HALF-CAP SIPHONS, SCHEDULE 5A
 COLORADO RIVER ACQUEDUCT, 2 16 FT.,CIRCULAR SIPHONS, SK.15B
 COLORADO RIVER ACQUEDUCT, 2 CIRCULAR SIPHONS, SCHEDULE 12A
 COLORADO RIVER ACQUEDUCT, 2 CIRCULAR SIPHONS, SK. 15A
 COLORADO RIVER ACQUEDUCT, 2 HALF-CAP SIPHONS, SCHEDULE 1B
 COLORADO RIVER ACQUEDUCT, 3 SIPHONS, SCHEDULE 1A
 COLORADO RIVER ACQUEDUCT, 6 BOX SIPHONS, SCHEDULE 13B
 COLORADO RIVER ACQUEDUCT, 7 HALF-CAP SIPHONS, SCHEDULE 2B
 COLORADO RIVER ACQUEDUCT, 8 BOX SIPHONS, SCHEDULE 9B
 COLORADO RIVER ACQUEDUCT, 8 HALF-CAP SIPHONS, SCHEDULE 3B
 COLORADO RIVER ACQUEDUCT, 9 BOX SIPHONS, SCHEDULE 11B
 COLORADO RIVER ACQUEDUCT, CIRC. SIPHON, SCHEDULE 10B
 COLORADO RIVER ACQUEDUCT, CIRC. SIPHON, SCHEDULE 11C
 COLORADO RIVER ACQUEDUCT, CIRCULAR SIPHON, SK. 14A
 COLORADO RIVER ACQUEDUCT, CONCRETE LINED CANAL, SCHEDULE 10
 COLORADO RIVER ACQUEDUCT, CONCRETE LINED CANAL, SCHEDULE 7A
 COLORADO RIVER ACQUEDUCT, CONDUIT SCHEDULE 2
 COLORADO RIVER ACQUEDUCT, CONDUIT, SCHEDULE 3
 COLORADO RIVER ACQUEDUCT, COPPER BASIN SIPHON
 COLORADO RIVER ACQUEDUCT, FRIDAY HALF-CAP SIPHON, SCHEDULE 6
 COLORADO RIVER ACQUEDUCT, GENE INLET SIPHON
 COLORADO RIVER ACQUEDUCT, HALF-CAP SIPHONS, SCHEDULE 8A
 COLORADO RIVER ACQUEDUCT, HALF-CAP SIPHONS, SCHEDULE 8B
 COLORADO RIVER ACQUEDUCT, LINED CANAL SCHEDULE 4A
 COLORADO RIVER ACQUEDUCT, LINED CANAL SCHEDULE 5
 COLORADO RIVER ACQUEDUCT, LINED CANAL SCHEDULE 8
 COLORADO RIVER AQDCT.WATER STRG IN DESERT GRD.WTR.BASIN-STUDY

TABLE 3
CONVEYANCE, DISTRIBUTION, AND STORAGE SYSTEM COSTS

Description**Conveyance and Aqueduct Facilities**

COLORADO RIVER AQUEDUCT - PUMPING
COLORADO RIVER AQUEDUCT - SIPHONS AND RESERVOIR OUTLETS REFURBISHMENT
COLORADO RIVER AQUEDUCT (CRA), WHITEWATER SIPHON PROTECTION STUDY
COLORADO RIVER AQUEDUCT CONVEYANCE RELIABILITY, PHASE II REPAIRS
COLORADO RIVER AQUEDUCT CONVEYANCE RELIABILITY, PHASE II REPAIRS AND INSTRUMENTATION
COLORADO RIVER AQUEDUCT, 1 BOX SIPHON, SCHEDULE HAYFIELD
COLORADO RIVER AQUEDUCT, 10 HALF-CAP SIPHONS SCHEDULE 17B
COLORADO RIVER AQUEDUCT, 2 HALF-CAP SIPHONS, SCHEDULE 16A
COLORADO RIVER AQUEDUCT, 4 SIPHONS, SCHEDULE 16B
COLORADO RIVER AQUEDUCT, INVESTIGATION OF SIPHONS AND RESERVOIR OUTLETS REFURBIS
COLORADO RIVER ROAD
COLORADO RIVER TUNNEL
COLTON CABAZON POWER LINES
CONDUIT SCHEDULE 18
CONDUIT SCHEDULE 19
CONDUIT SCHEDULE 23
CONSTRUCTION OF HOUSING FACILITIES-14 HOUSES ON MAIN ACQUEDUCT
CONTROL ROOM LIGHTING - EAGLE & HINDS PUMPING PLANTS (1/2 EACH)
CONTROL ROOM LIGHTING - INTAKE & IRON MOUNTAIN PUMP PLANTS - (1/2 EACH)
CONTROL ROOM LIGHTING, GENE PLANT - CRA
CONTROL SYSTEM DRAWING UPGRADE STUDY (PHASE 1) - STUDY
CONVERSION OF DEFORMATION SURVEY MONITORING AT GENE WASH
COOLERS, PUMP 4 & 5
COOLERS, PUMP 4 & 6
COOLERS, PUMP 4 & 7
COPPER BASIN AND GENE DAM OUTLET WORKS REHABILITATION (STUDY & DESIGN)
COPPER BASIN AND GENE WASH RESERVOIRS DISCHARGE STRUCTURE REHABILITATION - STAGE 2
COPPER BASIN AND GENE WASH RESERVOIRS DISCHARGE VALVE REHABILITATION
COPPER BASIN DAM AND APPURTENANT WORKS
COPPER BASIN INTERIM CHLORINATION SYSTEM
COPPER BASIN OUTLET GATES RELIABILITY
COPPER BASIN OUTLET REHABILITATION
COPPER BASIN OUTLET, AND COPPER BASIN & GENE WASH DAM SLUICWAYS REHABILITATION
COPPER BASIN POWER & PHONE LINES REPLACEMENT
COPPER BASIN RESERVOIR OUTLET STRUCTURE REHABILITATION
COPPER BASIN RESERVOIR OUTLET STRUCTURE REHABILITATION PROJECT
COPPER BASIN RESERVOIR ROAD
COPPER BASIN RESERVOIR: ONE HOUSE WITH GARAGE
COPPER BASIN RESERVOIRS DISCHARGE VALVE REHABILITATION & METER REPLACEMENT
COPPER BASIN SERVICE ROAD
COPPER BASIN SURGE TANK
COPPER BASIN TUNNELS NO. 1 & 2
COPPER BASIN, POWER AND COMMUNICATIONS POLE AND TRAMMISSION LINE
COPPER BASIN, POWER AND COMMUNICATIONS POLE AND TRANSMISSION LINE
COPPER SULFATE STORAGE AT LAKE SKINNER AND LAKE MATHEWS
CORRISON CONTROL OZONE MATERIAL TEST FACILITY
CORROSION CONTROL OZONE MATERIAL TEST FACILITY
COST OF LAND AND RIGHT OF WAY
COTTAGE & WATER WELL - CAMINO SWITCHING STATION
COTTONWOOD TUNNEL
COXCOMB TUNNEL
COXCOMB WASTEWAY
CRA - ACCESS STRUCTURE, TRANSITION STRUCTURE AND MANHOLE COVER REPLACEMENT
CRA - AQUEDUCT AND PUMPING PLANT ISOLATION GATES
CRA - AQUEDUCT RESERVOIR AND DISCHARGE LINE ISOLATION GATES
CRA - AUXILIARY POWER SYSTEM REHAB
CRA - BANK TRANSFORMERS REPLACEMENT STUDY
CRA - BLOW-OFF VALVES PHASE 4
CRA - CIRCULATING WATER SYSTEM STRAINER REPLACEMENT
CRA - CONTROL SYSTEM IMPLEMENTATION PHASE CLOSE OUT
CRA - CONVEYANCE RELIABILITY PROGRAM PART 1 & PART 2
CRA - COPPER BASIN OUTLET, AND COPPER BASIN & GENE WASH SLUICWAYS REHABILITATION
CRA - COPPER BASIN POWER & PHONE LINES REPLACEMENT
CRA - CUT & COVER FORNAT WASH EXPOSURE STUDY
CRA - DANBYTOWER FOOTER REPLACEMENT
CRA - DELIVERY LINE NO. 1 SUPPORTS REHAB - FIVE PUMPING PLANTS
CRA - DELIVERY LINES 2&3 SUPPORTS REHAB - GENE & INTAKE
CRA - DELIVERY LINES 2&3 SUPPORTS REHAB - IRON, EAGLE, & HINDS
CRA - DESERT PUMP PLANT OIL CONTAINMENT
CRA - DESERT SEWER SYSTEM REHABILITATION PROJECT
CRA - DESERT WATER TANK ACCESS & SAFETY IMPROVEMENTS
CRA - DISCHARGE CONTAINMENT PROGRAM - INVESTIGATION
CRA - DISCHARGE LINE ISOLATION GATES
CRA - DWCV-4 VALVE REPLACEMENT
CRA - EAGLE MOUNTAIN SAND TRAPS INFLOW STUDY
CRA - ELECTRICAL/ POWER SYST REL. PROG. - IRON MTN - 230KV BREAKER SWITC. INST.
CRA - GENE PUMPING PLANT MAIN TRANSFORMER AREA
CRA - HINDS PUMP UNIT NO. 8 REFURBISHMENT
CRA - INTAKE PUMPING PLANT - COOLING AND REJECT WATER DISCHARGE TO LAKE HAVASU
CRA - INTAKE PUMPING PLANT AUTOMATION PROGRAMMING
CRA - INVESTIGATION OF SIPHONS AND RESERVOIR OUTLETS
CRA - IRON MOUNTAIN RESERVOIR AND CANAL LINER REPAIRS
CRA - IRON MTN. TUNNEL REHABILITATION
CRA - IRON MTN., REPLACE RECREATION & CRAFT BLDGS
CRA - LAKEVIEW SIPHON FIRST BARREL - REPAIR DETERIORATED JOINTS
CRA - MAIN PUMP MOTOR EXCITERS
CRA - MAIN PUMP STUDY
CRA - MOUNTAIN SIPHONS SEISMIC VULNERABILITY STUDY
CRA - PUMPING PLANT RELIABILITY PROGRAM CONTINGENCY
CRA - PUMPING PLANTS VULNERABILITY ASSESSMENT
CRA - PUMPING WELL CONVERSION
CRA - QUAGGA MUSSEL BARRIERS
CRA - REAL PROPERTY - BOUNDARY SURVEYS
CRA - RELIABILITY PROGRAM 230 KV & 69 KV DISCONNECTS REPLACEMENT STUDY (5 PLANTS)
CRA - RELIABILITY PROGRAM INVESTIGATION

TABLE 3
CONVEYANCE, DISTRIBUTION, AND STORAGE SYSTEM COSTS

Description**Conveyance and Aqueduct Facilities**

CRA - RELIABILITY PROGRAM PHASE 6 (AQUEDUCT PHASE 6 REHAB.) - SPEC 1568
 CRA - RELIABILITY PHASE II CONTINGENCY
 CRA - SAND TRAP CLEANING EQUIPMENT AND TRAVELING CRANE
 CRA - SERVICE CONNECTION DWCV-2T VALVES REPLACEMENT AND STRUCTURE CONSTRUCTION
 CRA - SERVICE CONNECTION DWCV-4 A, B, C, & D PLUG VALVES REPLACEMENT
 CRA - SIPHONS, TRANSITIONS, CANALS, AND TUNNELS REHABILITATION AND IMPROVEMENTS
 CRA - SUCTION & DISCHARGE LINES EXPANSION JOINT REHAB
 CRA - SUPERVISORY CONTROL AND DATA ACQUISITION (SCADA) SYSTEM
 CRA - SWITCHYARDS AND HEAD GATES REHAB
 CRA - SWITCHYARDS AND HEAD GATES REHABILITATION
 CRA - TRANSFORMER OIL & CHEMICAL UNLOADING PAD CONTAINMENT
 CRA - TUNNELS VULNERABILITY STUDY - REPAIRS TO TUNNELS
 CRA - WEST PORTAL UPGRADE - REHAB OF STILLING WELL, SLIDE GATE OPERATORS AND RADIAL GATES
 CRA WHITEWATER TUNNEL NO 2 SEISMIC UPGRADE
 CRA 2.4 KV STANDBY DIESEL ENGINE GENERATORS REPLACEMENT
 CRA 230 KV & 69 KV DISCONNECTS SWITCH REPLACEMENT
 CRA 230 KV SYSTEM INTER-AGENCY OPERABILITY UPGRADES
 CRA 230 KV TRANSMISSION LINE - INFRASTRUCTURE RELIABILITY IMPROVEMENTS (REF: PENDING NEW PN104717)
 CRA 230 KV TRANSMISSION SYSTEM REGULATORY AND OPERATIONAL FLEXIBILITY UPGRADES
 CRA 230 KV TRANSMISSION SYSTEM REGULATORY COMPLIANCE AND OPERATIONAL FLEXIBILITY UPGRADES - STUDY
 CRA 230 KV TRANSMISSION TOWER BARRIER IMPROVEMENTS
 CRA 230KV & 69KV PROTECTION PANEL UPGRADE
 CRA 230KV TRANSMISSION LINE IMPROVEMENTS
 CRA 230KV TRANSMISSION SYSTEM REGULATORY COMPLIANCE AND OPERATIONAL FLEXIBILITY UPGRADES
 CRA 2400 V VILLAGE ELECTRICAL POWER DISTRIBUTION UPGRADES
 CRA 6.9KV POWER CABLES REPLACEMENT
 CRA 6.9 KV LEAD JACKETED CABLES
 CRA 6.9 KV POWER CABLES REPLACEMENT
 CRA 6.9 KV POWER CABLES REPLACEMENT UNITS 6 TO 9
 CRA 69KV AND 240 KV TRANSFORMERS REPLACEMENT
 CRA 69KV PANEL UPGRADE
 CRA ACCESS STRUCTURE, TRANSITION STRUCTURE AND MANHOLE COVERS REPLACEMENT
 CRA- ALL PUMP PLT3,REPL.THERMOMETERS/TEMP.RECORDERS IN CONT.RM.
 CRA ALL PUMPING PLANTS - FLOW METER UPGRADES
 CRA ALL PUMPING PLANTS, FLOW METER REPLACEMENT
 CRA ANCILLARY EROSION AND DRAINAGE CONTROL
 CRA AND IRON MOUNTAIN RESERVOIR PANEL REPAIRS
 CRA AND IRON MOUNTAIN RESERVOIR PANEL REPLACEMENT
 CRA AQUEDUCT BLOCKER GATE REPLACEMENT
 CRA AQUEDUCT ISOLATION GATES REPLACEMENT
 CRA ASPHALT REPLACEMENT
 CRA AUTOMATED TRASH RACK CLEANING SYSTEM AT THREE PUMPING PLANTS
 CRA AUXILIARY POWER SYSTEM REHABILITATION/UPGRADES FOR FOUR PUMPING PLANTS
 CRA AUXILIARY POWER SYSTEMS
 CRA BLACK METAL COMMUNICATION SITE II UPGRADE
 CRA BLOW-OFF VALVE FLANGE OUTLET
 CRA CANAL CRACK REHAB AND EVALUATION
 CRA CANAL CRACK REHABILITATION
 CRA CANAL IMPROVEMENTS
 CRA CANAL REHABILITATION
 CRA CARPORT INSTALLATIONS AT GENE PUMP PLANT
 CRA CARPORT INSTALLATIONS AT IRON MOUNTAIN PUMP PLANT
 CRA CARPORTS FOR HINDS PUMPING PLANT
 CRA CHLORINE INJECTION IMPROVEMENTS
 CRA CHOLLA WASH CONDUIT RELINING
 CRA CHOLLA WASH CUT-AND-COVER CONDUIT LINING
 CRA CIRCULATING WATER SYSTEM STRAINER REPLACEMENT
 CRA CONDUIT EROSION CONTROL IMPROVEMENTS
 CRA CONDUIT FORMAT WASH EROSION REPAIRS
 CRA CONDUIT STRUCTURAL PROTECTION
 CRA CONDUIT STRUCTURAL PROTECTION
 CRA CONVEYANCE RELIABILITY PROGRAM (CCRP) - BLOW-OFF REPAIR
 CRA CONVEYANCE RELIABILITY PROGRAM PART 1 & PART 2
 CRA CONVEYANCE SYSTEM FLOW SENSOR INSTALLATION
 CRA CONVEYANCE SYSTEM HIGH FLOW RELIABILITY UPGRADES
 CRA COPPER BASIN AND GENE WASH DAM SLUICWAYS
 CRA COPPER BASIN OUTLET GATES RELIABILITY
 CRA COPPER BASIN OUTLET GATES RELIABILITY STUDY
 CRA COPPER BASIN SODIUM HYPOCHLORITE TANK EXPANSION
 CRA DELIVERY LINE 1 SUPPORTS REHAB, FIVE PUMPING PLANTS
 CRA DELIVERY LINE REHABILITATION
 CRA DELIVERY LINES 2&3 SUPPORTS REHAB, GENE & INTAKE
 CRA DESERT AIRFIELDS IMPROVEMENT
 CRA DESERT PUMP PLANT OIL CONTAINMENT
 CRA DESERT REGION COMMUNICATIONS BUILDING
 CRA DESERT REGION SECURITY IMPROVEMENTS
 CRA DISCHARGE CONT/GENE CAMP & IRON MTN EQUIPMENT WASH DRAINS
 CRA DISCHARGE CONTAINMENT
 CRA DISCHARGE CONTAINMENT PROGRAM - CONTINGENCY
 CRA DISCHARGE CONTAINMENT PROGRAM - GENE & IRON DRAIN SYSTEMS
 CRA DISCHARGE CONTAINMENT PROGRAM - INVESTIGATION
 CRA DISCHARGE CONTAINMENT PROGRAM - OIL & CHEMICAL UNLOADING PAD CONTAINMENT
 CRA DISCHARGE LINE ISOLATION BULKHEAD AND COUPLING
 CRA DOMESTIC WATER TREATMENT SYSTEM REPLACEMENT
 CRA ELECTRICAL / POWER SYSTEM RELIABILITY PROGRAM (CEPSRP)
 CRA ELECTRICAL GENE PUMP PLT REPLACE 6.9 KV TRANSFORMER BUSHINGS
 CRA ELECTRICAL POWER SYSTEM RELIABILITY PROGRAM PUMP
 CRA ELECTRICAL PUMP PLTS REPLACE 230 KV 69 KV & 6.9 KV LIGHTENING ARRESTERS
 CRA ELECTRICAL/POWER SYSTEM RELIABILITY PROGRAM,IRON MTN
 CRA EMERGENCY REPAIR AQUEDUCT REPUTURE IN DESERT HOT SPRINGS
 CRA ENERGY EFFICIENCY IMPROVEMENTS
 CRA EROSION PROTECTION
 CRA FALL PREVENTION SWING GATE INSTALLATIONS
 CRA FLOW MEASURING STATIONS SECURITY UPGRADES
 CRA FREDA SIPHON BARREL NUMBER 1

TABLE 3
CONVEYANCE, DISTRIBUTION, AND STORAGE SYSTEM COSTS

Description**Conveyance and Aqueduct Facilities**

CRA FREDA SIPHON BARREL NUMBER 1 INTERNAL SEAL INSTALLATION
 CRA- GENE PLANT, VENTILATE CABLE TUNNEL
 CRA- GENE PUMPING PLANT- CONSTRUCTION ADDITION TO TESTING LAB BLDG.
 CRA GENE PUMPING PLANT HEAVY EQUIPMENT SERVICE PIT
 CRA GENE PUMPING PLANT HEAVY EQUIPMENT SERVICE PIT
 CRA GENE STORAGE WAREHOUSE REPLACEMENT
 CRA HEADGATE SURGE CHAMBER REHABILITATION
 CRA HINDS PUMPING PLANT - WASH AREA UPGRADE
 CRA HINDS PUMPING PLANT SAND TRAP SLIDE GATE INSTALLATION
 CRA HOUSING IMPROVEMENTS - ADDITION OF TEN NEW HOUSES
 CRA- IMPROVE ROAD TO HEAD GATE- WHITSETT
 CRA INTAKE AND GENE OVER-CURRENT RELAY REPLACEMENT
 CRA INTAKE PPLANT - POWER & COMMUNICATION LINE REPLACEMENT
 CRA INTAKE PUMP PLANT SHORE PROTECTION
 CRA INTAKE PUMPING PLANT SUBSTRUCTURE IMPROVEMENTS
 CRA- INTAKE PUMPING PLANTS- REPL. STA. SERV. RACK CIRCUIT BREAKERS
 CRA IRON GARAGE HEAVY EQUIPMENT SERVICE PIT REPLACEMENT
 CRA IRON HOUSING REPLACEMENT
 CRA- IRON MOUNTAIN AND GENE- HOUSING (1/2) EACH)
 CRA IRON MOUNTAIN PUMP PLANT 2400 V SWITCH RACK REHABILITATION
 CRA IRON MOUNTAIN PUMP PLANT AND EAGLE MOUNTAIN PUMP PLANT RESERVOIR BOTTOM RELINING
 CRA IRON MOUNTAIN PUMPING PLANT 2400 V SWITCH RACK REHABILITATION
 CRA IRON MOUNTAIN SUCTION JOINT REFURBISHMENT PILOT
 CRA IRON MOUNTAIN VILLAGE-REPLACE REC-MESS HALL FACILITIES
 CRA LAKEVIEW SIPHON
 CRA MAIN PUMP & MOTOR REFURISHMENT
 CRA MAIN PUMP AND MOTOR REFURBISHMENT
 CRA MAIN PUMP AND MOTOR REFURISHMENT
 CRA MAIN PUMP CIRCULATING WATER SYSTEM REHABILITATION
 CRA MAIN PUMP CONTROLS & INSTRUMENTATION
 CRA MAIN PUMP CONTROLS AND INSTRUMENTATION
 CRA MAIN PUMP DISCHARGE VALVE REFURBISHMENT
 CRA MAIN PUMP MOTOR EXCITERS ASSESSMENT
 CRA MAIN PUMP MOTOR EXCITERS REHABILITATION
 CRA MAIN PUMP MOTOR REHABILITATION (INCLUDES UPCOMING CIP - CRA MAIN PUMP REHABILITATION)
 CRA MAIN PUMP REHABILITATION
 CRA MAIN PUMP REHABILITATION (STAGE 1) - DESIGN & PROCUREMENT PHASE FOR DEMONSTRATION PROJECT
 CRA MAIN PUMP REHABILITATION (STAGE 1) - DESIGN PHASE FOR DEMONSTRATION PROJECT
 CRA MAIN PUMP REHABILITATION (STAGE 1) - PRELIMINARY INVESTIGATIONS
 CRA MAIN PUMP STUDY
 CRA MAIN PUMP SUCTION AND DISCHARGE LINES, EXPANSION JOINT REPAIRS
 CRA MAIN PUMPING PLANT DISCHARGE LINE ISOLATION BULKHEAD COUPLING CONSTRUCTION
 CRA MAIN PUMPING PLANT UNIT COOLERS & HEAT EXCHANGERS
 CRA MAIN PUMPING PLANT UNIT COOLERS AND HEAT EXCHANGERS
 CRA MAIN PUMPING PLANTS DISCHARGE LINE ISOLATION BULKHEAD COUPLINGS
 CRA MAIN PUMPING PLANTS DISCHARGE LINE ISOLATION BULKHEAD COUPLINGS
 CRA MAIN PUMPING PLANTS LUBRICATION SYSTEM
 CRA MAIN PUMPING PLANTS SAND REMOVAL SYSTEM
 CRA MAIN PUMPING PLANTS SERVICE WATER & SAND REMOVAL SYSTEM
 CRA MAIN PUMPING PLANTS UNIT COOLERS AND HEAT EXCHANGERS
 CRA MAIN TRANSFORMER REFURBISHMENT
 CRA MAIN TRANSFORMER REPLACEMENT /REHABILITATION
 CRA MAIN TRANSFORMER REPLACEMENT/REHAB.
 CRA- MICROWAVE SYSTEM ENLARGEMENT
 CRA MILE 12 POWER LINE & FLOW MONITORING EQUIP. STUDY
 CRA MM 33 CANAL SIDEWALL IMPROVEMENTS
 CRA- MODIFY INTAKE TRANSFORMER COOLING
 CRA- MODIFY PUMP IMPELLERS AT FIVE PUMPING PLANTS
 CRA OVER-CURRENT RELAY REPLACEMENT
 CRA OVER-CURRENT REPLAY REPLACEMENT
 CRA- PROTECT TRANSFORMERS AT PUMPING PLANTS
 CRA PROTECTIVE SLAB AT EAGLE MOUNTAIN, STATION 5817+00
 CRA PROTECTIVE SLAB AT STATION 9704+77-15-011
 CRA PROTECTIVE SLABS
 CRA PUMP PLANT FLOW METER REPLACEMENT
 CRA PUMP PLANT FLOW METER UPGRADE
 CRA PUMP PLANT LOWER GUIDE ACCESS IMPROVEMENTS
 CRA PUMP PLANT ROLLUP DOOR AND WINDOW REPLACEMENTS
 CRA PUMP PLANT SUMP PIPING REPLACEMENT STUDY
 CRA PUMP PLANT SUMP SYSTEM REHABILITATION
 CRA PUMP PLANT UNINTERRUPTABLE POWER STUDY (UPS) UPGRADE
 CRA PUMP PLANTS 2.3KV & 480V SWITCHRACKS REHAB
 CRA PUMP PLANTS 2.3KV AND 480V SWITCH RACK REHABILITATION
 CRA PUMP PLANTS 2300KV & 480 V SWITCHRACK REHAB
 CRA PUMP PLANTS CIRCULATION WATER SYSTEMS
 CRA PUMP PLANTS ON-LINE INSTR FOR MICROFILT UNIT
 CRA PUMP REHAB PROJECT - AS-BUILT DRAWINGS
 CRA PUMP WELLS CONVERSION AND BLOW-OFF REPAIR
 CRA PUMPING PLANT DELIVERY LINE REHABILITATION
 CRA PUMPING PLANT REHABILITATION STUDY
 CRA PUMPING PLANT REHABILITATION STUDY AND INVESTIGATION
 CRA PUMPING PLANT RELIABILITY PROGRAM
 CRA PUMPING PLANT RELIABILITY PROGRAM - HIGH PRESSURE COMPRESSOR REPLACEMENT
 CRA PUMPING PLANT RELIABILITY PROGRAM - SUCTION & DISCHARGE LINES EXPANSION JOINT STUDY
 CRA PUMPING PLANT RELIABILITY PROGRAM - SUCTION AND DISCHARGE LINES-EXPANSION JOINT REPAIRS
 CRA PUMPING PLANT STATION BATTERY REPLACEMENT
 CRA PUMPING PLANT STORAGE BUILDINGS
 CRA PUMPING PLANT STORAGE BUILDINGS AT HINDS, EAGLE MOUNTAIN AND IRON MOUNTAIN
 CRA PUMPING PLANT SUMP SYSTEM REHABILITATION
 CRA PUMPING PLANT VULNERABILITY ASSESSMENT
 CRA PUMPING PLANT WASTEWATER SYSTEM - GENE & IRON MTN.
 CRA PUMPING PLANT WASTEWATER SYSTEM - INTAKE
 CRA PUMPING PLANT WASTEWATER SYSTEM REHABILITATION - ALL FIVE PUMPING PLANT PRELIMINARY DESIGN
 CRA PUMPING PLANT WASTEWATER SYSTEM REPLACEMENT
 CRA PUMPING PLANT WASTEWATER SYSTEM REPLACEMENT - GENE/IRON MTN FINAL DESIGN

TABLE 3
CONVEYANCE, DISTRIBUTION, AND STORAGE SYSTEM COSTS

Description**Conveyance and Aqueduct Facilities**

CRA PUMPING PLANT WASTEWATER SYSTEM REPLACEMENT - HINDS & EAGLE MOUNTAIN
 CRA PUMPING PLANT WASTEWATER SYSTEM REPLACEMENT - HINDS & EAGLE MTN.
 CRA PUMPING PLANTS - AUXILIARY POWER SYSTEM REHABILITATE/UPGRADES
 CRA PUMPING PLANTS 230KV & 69K DISCONNECT SWITCH REPLACEMENT
 CRA PUMPING PLANTS 230KV DISCONNECT SWITHC REPLACEMENT
 CRA PUMPING PLANTS 6900V CIRCUIT BREAKER REPLACEMENTS
 CRA PUMPING PLANTS ASPHALT REPLACEMENT
 CRA PUMPING PLANTS CRANE IMPROVEMENTS
 CRA PUMPING PLANTS DELIVERY LINE REHABILITATION
 CRA PUMPING PLANTS SAND TRAP TRAVELING BRIDGE CRANES CONTROL UPGRADES
 CRA PUMPING PLANTS SCADA NETWORK MAIN SWITCH REPLACEMENT
 CRA PUMPING PLANTS SWITCH HOUSE FAULT CURRENT PROTECTION
 CRA PUMPING PLANTS VULNERABILITY ASSESSMENT
 CRA PUMPING PLANTS WATER TREATMENT SYSTEMS REPLACEMENT
 CRA PUMPING PLT RELIABILITY PROGRAM, DISCHARGE LINE COUPLING INSTALLATION
 CRA PUMPING WELL CONVERSION
 CRA PUMPLING PLANTS DISCHARGE LINE ISOLATION GATES
 CRA QUAGGA MUSSEL BARRIERS
 CRA RADIAL GATES AND SLIDE GATE REHABILITATION
 CRA RADIAL GATES REPLACEMENT
 CRA REALIABILITY PHASE II, PUMPING PLANT SWITCH HOUSE FAULT CURRENT PROTECTION
 CRA- RECONSTRUCT CAMINO SWITCHING STATION
 CRA- REHAB 11 MAIN TRANSFORMERS
 CRA RELIABILITY - PHASE II PROGRAM
 CRA RELIABILITY PHASE II - PUMPING PLANTS 230KV & 69KV DISCONNECT SWITCH REPLACEMENT
 CRA RELIABILITY PROGRAM - DISCHARGE VALVE LUBRICATORS
 CRA RELIABILITY PROGRAM - MOTOR BREAKER FAULTY CURRENT STUDY (5 PLANTS)
 CRA RELIABILITY PROGRAM PHASE 6 (AQUEDUCT PHASE 6 REHAB.) - SPEC 1568
 CRA RELIABILITY PROGRAM PHASE 6 (SAN JACINTO DIVERSION STRUCTURE)
 CRA RELIABILITY PROGRAM PHS 6 (SAN JACINTO DIV STRUCTURE & SVS CV-4)
 CRA RELIABILITY-PHASE II PROGRAM
 CRA RELIABILITY PHASE II - PUMPING PLANT SWITCH HOUSE FAULT CURRENT PROTECTION
 CRA- RELOCATE MOTOR COLLECTOR RINGS AT IRON MOUNTAIN PLANT
 CRA- REMODEL GENE GUEST LODGE
 CRA- REPL. 2300V STA. SERV. STANDBY POWER LINE AT GENE
 CRA- REPLACE CONTROL ROOM LIGHTING AT INTAKE AND IRON MOUNTAIN
 CRA- REPLACE WATER FLOWMETER INSTRUMENTS- 5 PUMPING PLANTS
 CRA SAND TRAP EQUIPMENT UPGRADES
 CRA SEISMIC EVALUATION - SWITCH HOUSE AND PUMP ANCHORAGE
 CRA SEISMIC RETROFIT OF 6.9KV SWITCH HOUSES
 CRA SEISMIC UPGRADE OF 6.9KV SWITCH HOUSES
 CRA SERVICE CONNECTION DWCV-2T VALVES REPLACEMENT AND STRUCTURE CONSTRUCTION
 CRA SERVICE CONNECTION DWCV-4 VALVES REPLACEMENT
 CRA SIPHON REHAB
 CRA SIPHONS, TRANSITIONS, CANALS AND TUNNELS REHABILITATION & IMPROVMENTS
 CRA SIPHONS, TRANSITIONS, CANALS, AND TUNNELS REHABILITATION AND IMPROVEMENTS
 CRA SUCTION AND DISCHARGE LINES - EXPANSION JOINT REPAIRS
 CRA SUPPORT FACILITIES SEISMIC EVALUATIONS
 CRA SURGE CHAMBER DISCHARGE LINE BY-PASS COVERS
 CRA SWITCHRACKS & ANCILLARY STRUCTURES EROSION CONTROL
 CRA TRANSFORMER OIL AND SODIUM HYPOCHLORITE CONTAINMENT
 CRA TRANSITION STRUCTURE AND MANHOLE COVERS REPLACEMENT
 CRA TRANSITION STURCTURE AND MANHOLE STRUCTURES COVERS REPLACEMENT
 CRA TUNNELS - SEISMIC RESILIENCE UPGRADES
 CRA UPS REPLACEMENT
 CRA- VIBRATION DETECTION EQUIPMENT
 CRA VILLAGES DOMESTIC WATER MAIN DISTRIBUTION REPLACEMENT STUDY
 CRA WATER DISTRIBUTION SYSTEM & VILLAGE ASPHALT REPLACEMENT - GENE & IRON MOUNTAIN
 CRA WATER DISTRIBUTION SYSTEM & WASTEWATER SYSTEM REPLACEMENT - GENE & IRON MTN CONSTRUCTION
 CRA WATER DISTRIBUTION SYSTEM REPLACEMENT AND CRA ROADWAY ASPHALT REPLACEMENT - ALL PP
 CRA WHIPPLE MOUNTAIN TUNNEL
 CRA WHIPPLE MOUNTAIN TUNNEL FLOW METERING EQUIPMENT UPGRADES
 CRA, CABAZON AND POTRERO SHAFT COVERS
 CRA, INSTALL WATER LEVEL ALARM SYSTEM AT CACTUS CITY (MILE 147)
 CRA, INSTALL WATER LEVEL ALARM SYSTEM AT FAN HILL (MILE 168)
 CRA, MILE 12 SIPHONS, INSTALL ACCOUSTIC FLOWMETERS
 CRA-ALL PUMP PLANTS -INSTALL ACOUSTIC METER
 CRA-ALL PUMP PLANTS- REPLACE C02 CYLINDERS
 CRA-ALL PUMP PLANTS-MODIFY OVERHEAD BRIDGE CRANES
 CRA-ALL PUMP PLANTS-REHAB PERF TEST
 CRA-ALL PUMP PLANTS-REPLACE IMPELLERS
 CRA-ALL PUMP PLANTS-VIBRATION MONITOR EQUIPMENT
 CRA-ALL PUMPING PLANTS - REPLACE MOTOR TEMP INSTRUMENTS
 CRA-ALL PUMPING PLANTS REHAB MAIN PUMP UNIT STUDY
 CRA-EAGLE AND HINDS PLANT-WORTH SHFT CONN. (1/2 EACH)
 CRA-EAGLE MNTN. OR HINDS PUMPING PLANTS -MODIF.PUMP IMPELLER ATTO
 CRA-EAGLE MTN. AND HINDS PUMPING PLANTS-MODIF. 2 IMPELLER ATTACHMT. (1/2/ EACH)
 CRA-GARAGES- PUMPING PLANT VILLAGES
 CRA-GENE-M.UNIT GARAGE BLDG,IRON & EAGLE MTN.-RPL.CBL TNL VENT SYS.
 CRA-HEAT EXCHANGER GENE PLANT TRANSFORMER 8K NO.2
 CRA-IRON MTN PUMP PLANT-MODIFY ACOUSTIC FLOWMETER
 CRA-ORIG CONST-LIQ DAMAGES
 CRA-ORIG CONSTRUCTION-CASH DISCOUNTS BOND FUND
 CRA-ORIG CONSTRUCTION-DISPOSAL OF PERMANENT WORKS
 CRA-ORIG CONSTRUCTION-SALES TAX ADJUSTMENT
 CRA-ORIG CONST-SALVAGE SALES
 CRA-ORIG CONST-UNAPPLIED INSURANCE RESERVE
 CUF DECHLORINATION SYSTEM
 CUT-AND-COVER CONDUIT SCHEDULE 17:17A
 CUT-AND-COVER CONDUIT, SCHEDULE 16
 DAM SLUICWAYS AND OUTLETS REHABILITATION
 DANBY DRY LAKE- BRINE WELL
 DANBY TOWER FOOTER REPLACEMENT
 DANBY TOWERS FOUNDATION REHABILITATION
 DESALINATION RESEARCH AND PARTNERSHIP

TABLE 3
CONVEYANCE, DISTRIBUTION, AND STORAGE SYSTEM COSTS

Description**Conveyance and Aqueduct Facilities**

DESERT AIRFIELDS IMPROVEMENT
DESERT BRANCH - REPLACE STOLEN COPPER GROUND WIRE FOOTINGS/GROUNDING & COPPER PI
DESERT BRANCH, PURCHASE AND INSTALL FIVE PORT VIDEO CONFERENCING BRIDGE
DESERT CENTER EARP ROAD
DESERT FACILITIES - FIRE PROTECTION UPGRADE
DESERT FACILITIES FIRE PROTECTION SYSTEMS UPGRADE
DESERT FACILITIES, FIRE PROTECTION UPGRADE
DESERT LAND ACQUISITIONS
DESERT PUMP PLANT OIL CONTAINMENT
DESERT PUMP PLANT RESERVOIR SPILLWAY AUTO REJECTION - IRON MOUNTAIN AND EAGLE MOUNTAIN
DESERT ROADWAY IMPROVEMENT
DESERT SEPTIC SYSTEM
DESERT SEWER SYSTEM REHABILITATION
DESERT WATER TANK ACCESS - FIRE WATER, CIRCULATING WATER, DOMESTIC WATER- STUDY
DESERT WATER TANK ACCESS AND SAFETY IMPROVEMENT
DESILT WASH ROAD NEAR GENE PUMPING PLANT
DIEMER INFRA-RED INSPECTION WINDOWS
DISCHARGE LINE COUPLING INSTALLATION
DISCHARGE LINE ISOLATION BULKHEAD COUPLINGS
DISTRIBUTION SYSTEM FACILITIES - REHABILITATION PROGRAM
DISTRIBUTION SYSTEM FACILITIES REHABILITATION PROGRAM - MAINTENANCE & STORAGE SHOP (PC-1)
DISTRIBUTION SYSTEM RELIABILITY PROGRAM - PHASE 2
DOMESTIC IMPROVEMENTS AT EAGLE MOUNTAIN AND CAMINO CAMP
DVL INLET / OUTLET TOWER FISH SCREENS REPLACEMENT
DVL TO SKINNER TRANSMISSION LINE STUDY
DVL, EASTSIDE PIPELINE, SECONDARY INLET
E. THORNTON IBBETSON GUEST DORMITORY AT GENE CAMP
E. THORNTON IBBETSON GUEST QUARTERS
EAGLE AND HINDS EQUIPMENT WASH AREA UPGRADE
EAGLE AND HINDS PLANT-MODIFY TWO MAIN IMPELLER ATTACHMENTS (1/2 EACH)
EAGLE AND HINDS PUMPING PLANTS-REPL. VIBRATON MONITORING SYSTEM
EAGLE KITCHEN UPGRADE
EAGLE LIFT & EAGLE WEST SIPHONS SEISMIC IMPROVEMENTS
EAGLE MOUNTAIN 230 KV LOCAL BREAKER FAILURE BACKUP
EAGLE MOUNTAIN 230 KV PHYSICAL AND CYBER SECURITY UPGRADES
EAGLE MOUNTAIN 230KV LOCAL BREAKER FAILURE BACKUP
EAGLE MOUNTAIN 230KV PHYSICAL AND CYBER SECURITY UPGRADE
EAGLE MOUNTAIN CAMP FACILITIES-ADDITIONS
EAGLE MOUNTAIN CAMP FACILITIES-PERMANNT QTRS
EAGLE MOUNTAIN CRA EMPLOYEE HOUSING, MANUFACTURED HOMES
EAGLE MOUNTAIN CRA HOUSING, FENCING IMPROVEMENTS
EAGLE MOUNTAIN INTAKE CANAL
EAGLE MOUNTAIN INTAKE SIPHON SPILLWAY
EAGLE MOUNTAIN INTAKE SIPHONS
EAGLE MOUNTAIN PUMPING PLANT BUILDING & CONTROL HOUSE
EAGLE MOUNTAIN PUMPING PLANT DELIVERY PIPES
EAGLE MOUNTAIN PUMPING PLANT- ENCLOSURE FENCE
EAGLE MOUNTAIN PUMPING PLANT MISCELLANEOUS FEATURES
EAGLE MOUNTAIN PUMPING PLANT SCADA SYSTEM
EAGLE MOUNTAIN PUMPING PLANT STANDBY DIESEL ENGINE GENERATOR
EAGLE MOUNTAIN PUMPING PLANT VILLAGE-POTABLE WATER LINE REPLACEMENT PROJECT
EAGLE MOUNTAIN PUMPING PLANT: COTTAGE WITH DOUBLE GARAGE
EAGLE MOUNTAIN RESERVOIR
EAGLE MOUNTAIN RESERVOIR SLIDEGATE 2 REFURBISHMENT
EAGLE MOUNTAIN ROAD
EAGLE MOUNTAIN ROADWAYS
EAGLE MOUNTAIN SAND TRAPS STUDY
EAGLE MOUNTAIN SANDTRAP
EAGLE MOUNTAIN SIPHONS SEISMIC VULNERABILITY STUDY
EAGLE MOUNTAIN VILLAGE- RMODEL DORMITORY
EAGLE MOUNTAIN VILLAGE-ENLARGE SEWER DISPOSAL SYSTEM
EAGLE MTN AND HINDS PUMPING PLANTS- REPLACE CONTROL ROOM LIGHTING
EAGLE MTN SAND TRAPS STUDY
EAGLE MTN. REC/ MESS HALL MODIFICATIONS - AMERICANS W/ DISABILITIES
EAGLE MTN. & IRON MTN. - SHOPS AND HOUSES (1/2 EACH)
EAGLE MTN.& HINDS PUMPING PLNTS-SERV. PLATFORMS & ACCESS LADDER
EAGLE MTN/HINDS PUMP PLT - REPLACE VIBRATING MONITORING SYSTEM
EAGLE MTN-REPLACE ASPHALT PAVEMENT
EAGLE PP PAVING
EAGLE PP UTILITIES
EAGLE PP UTILITIES AND PAVING
EAGLE ROCK ASPHALT REPAIR PROJECT
EAGLE ROCK MAIN ROOF REPLACEMENT
EAGLE, GENE, HINDS, INTAKE, AND CAMINO PHYSICAL SECURITY IMPROVEMENTS
EAGLE/HINDS PUMPING PLANTS- REHAB. 2 MAIN TRANSFORMERS
EAST BRANCH AQUEDUCT STUDIES
EAST COXCOMB MOUNTAIN WATER LINES
EAST EAGLE MOUNTAIN TUNNEL
ELECTRICAL SYSTEM - CAMINO SWITCHING STATION
ELEVEN HOUSES & GARAGES: 6 - IRON MOUNTAIN ,2-HAYFIELD, 1- WIDE CYN.
ELEVEN HOUSES & GARAGES: 6-IRON MOUNTAIN ,2- EAGLE,2-HAYFIELD, 1- WIDE CYN.
ENHANCED VAPOR RECOVERY UPGRADES FOR GASOLINE DISPENSERS
ENVIRONMENTAL MITIGATION
EROSION AND DRAINAGE CONTROL PROTECTION FOR CRA SWITCHRACKS AND ANCILLARY STRUCTURES
ETIWANDA PIPELINE LINER REPAIR
ETIWANDA RESERVOIR LINER REPAIR
EVALUATION OF PRECIPITATIVE FOULING OF COLORADO RIVER WATER
EXPLORATORY WORK, GENE AND COPPER BASIN DAMS
FACILITIES - IRON MOUNTAIN
FAN HILL EXPERIMENTAL
FAN HILL EXPERIMENTAL SIPHON & TRANSITIONS
FEMA PROJECT 701209
FEMA PROJECT 701237
FEMA PROJECT 701249
FEMA PROJECT 701315

TABLE 3
CONVEYANCE, DISTRIBUTION, AND STORAGE SYSTEM COSTS

Description**Conveyance and Aqueduct Facilities**

FEMA PROJECT 701339
 FEMA PROJECT 701352
 FENCING & EAGLE MOUNTAIN ROAD RELOCATION
 FLOWMETER INDICATOR, WATER
 FOOHILL FEEDER ARROYO SECO WATER TREATMENT PLANT
 FUTURE SYSTEM RELIABILITY PROJECTS
 GARAGES - GENE & HINDS PUMP PLANTS - CRA
 GARAGES- PARKER DAM, COPPER BASIN AND EAGLE MOUNTAIN
 GARVEY RESERVOIR - AUTOMATED DATA ACQUISITION SYSTEM
 GARVEY RESEVOIR AUTOMATED DATA ACQUISITON SYSTEM REPLACEMENT
 GATES, FOUR SAN JACINTO TUNNEL - CRA (ORG CONST)
 GENE MESS HALL MODIFICATIONS - AMERICANS W/ DISABILITIES
 GENE & INTAKE P.P. - FREQUENCY PROTECTION RELAY REPLACEMENT
 GENE & INTAKE PUMPING PLANT OUTLET STRUCTURE GATE RE-COATING (10003)
 GENE & INTAKE PUMPING PLANT SURGE CHAMBER OUTLET GATES RE-COATING
 GENE & INTAKE PUMPING PLANTS - REPLACE UNDER FREQUENCY PROTECTION RELAY
 GENE & IRON
 GENE & IRON UTILITIES AND PAVING
 GENE AIR CONDITION
 GENE AIR CONDITIONING SYSTEM, REPLACE
 GENE CAMP- DISMANTLE TWO APARTMENTS AND BUILD TWO HOUSES
 GENE CAMP FACILITIES - THREE COTTAGES AND GARAGES (CONT 579, SPEC 431)
 GENE CAMP FACILITIES-ADDITIONS
 GENE CAMP FACILITIES-BOOSTER REFRIGERATION FOR COTTAGES
 GENE CAMP FACILITIES-PERMANENT
 GENE CAMP LUNCH ROOM AND ADDITION TO GUEST HOUSE
 GENE CAMP MESS HALL, REPLACE A/C UNIT
 GENE CAMP MESS HALL, REPLACE AIR CONDITIONING UNIT
 GENE CAMP- REPLACE, REMODEL AND ENLARGE TEN HOUSES
 GENE CAMP STATION SERVICE TRANSFORMER REPLACEMENT
 GENE CAMP WALK-IN FREEZER REPLACEMENT
 GENE CAMP, DEMOLISHED MEDICAL BLDG UNITS 85G & 86G
 GENE COMMUNICATION SYSTEM UPGRADE
 GENE COMMUNICATIONS SYSTEM UPGRADE
 GENE GUEST LODGE MODIFICATIONS - AMERICANS W/ DISABILITIES
 GENE HEADQUARTERS: FIVE HOUSES WITH GARAGES
 GENE HEADQUARTERS: FOUR COTTAGES WITH GARAGES
 GENE INLET SURGE CHAMBER ACCESS IMPROVEMENTS
 GENE PLANT- CLOSED CIRCUIT TV SYSTEM
 GENE PLANT- REPLACE STATION SERVICE RACK
 GENE PLANT- REPLACE TEMPERATURE INSTRUMENTS
 GENE POOL REFURBISHMENT
 GENE PUMPING PLAN- SPECIAL MECHANICAL MAINTENANCE SHOP ADDITION
 GENE PUMPING PLANT - AIR STRIP EXTENSION PROJECT
 GENE PUMPING PLANT - HEAVY EQUIPMENT SERVICE PIT
 GENE PUMPING PLANT - PEDDLER SUBSTATION REPLACEMENT
 GENE PUMPING PLANT - SCADA SYSTEM
 GENE PUMPING PLANT- CONSTRUCT HEADGATE STAIRWAY
 GENE PUMPING PLANT- CONSTRUCT ROAD TO HEAD GATE HOUSE
 GENE PUMPING PLANT DELIVERY PIPES & INLET
 GENE PUMPING PLANT EXPANSION JOINT
 GENE PUMPING PLANT EXPANSION JOINT REHABILITATION
 GENE PUMPING PLANT MAIN TRANSFORMER AREA
 GENE PUMPING PLANT MISCELLANEOUS FEATURES
 GENE PUMPING PLANT- PREFABRICATED AIRCRAFT HANGER
 GENE PUMPING PLANT PUMP BUILDING & CONTROL HOUSE
 GENE PUMPING PLANT PUMPING EQUIPMENT
 GENE PUMPING PLANT- REHAB. BANK NO.1 PHASE C,MAIN TRANSFORMER
 GENE PUMPING PLANT- REPLACE CONTROL ROOM LIGHTING
 GENE PUMPING PLANT REPLACE POWER CABLE AT HEAD GATE
 GENE PUMPING PLANT- REPLACE POWER CABLE AT HEAD GATE
 GENE PUMPING PLANT STANDBY GENERATOR REPLACEMENT
 GENE PUMPING PLANT WAREHOUSES STORAGE RACK REHABILITATION
 GENE PUMPING PLANT, CONSTRUCT SPARE PARTS WAREHOUSE
 GENE PUMPING PLANT, REPL CIRCUIT BREAKER FOR TRANSFORMER BANK #1
 GENE PUMPING PLANT-HEADQUARTERS OFFICE BUILDING, MODIFY & EXPAN.
 GENE PUMPING PLANT-REPL 230 KV CIRCUIT BRKR. FOR TRSFMR BANK #1
 GENE REC HALL MODIFICATIONS - AMERICANS W/ DISABILITIES
 GENE RESERVOIR DAM-REPAIR 42
 GENE STORAGE BUILDING REPLACEMENT
 GENE STORAGE WAREHOUSE REPLACEMENT
 GENE TRANSFORMER PROTECTION
 GENE TRASH RACK
 GENE UNDERFREQUENCY RELAY UPGRADE
 GENE VILLAGE- REMODEL HOUSE # 46 G
 GENE VILLAGE -REMODEL WESTERN PORTION OF DORMITORY
 GENE VILLAGE- WATER PIPELINE FOR FIRE PREVENTION
 GENE VILLAGE: ADDITION TO GUEST LODGE
 GENE VILLAGE: ADDITIONAL COTTAGES- MOVING AND REMODELING
 GENE VILLAGE: RECREATIONAL HALL
 GENE VILLAGE: SERVICE FACILITIES
 GENE VILLAGE: SWIMMING AND WADING POOLS
 GENE VILLAGE: TWO CARPORTS
 GENE VILLAGE: WAREHOUSE
 GENE WASH DAM AND APPURTENENT WORKS
 GENE WASH RESERVOIRS DISCHARGE VALVE REHABILITATION
 GENE WASH ROAD
 GENE- WHITSETT WATER LINES
 GENE, IRON & EAGLE MTN. VILLAGES- MOBILE HOMES (1/3 EACH)
 GENERATOR, STANDBY ENGINE - GENE PUMP PLT CRA
 GENERATOR,STANDBY- INTAKE PUMP PLANT-CRA
 GENERATORS, STANDBY ENGINE - EAGLE & HINDS PUMP PLT (1/2 EACH)
 GROUTING CALIFORNIA ABUTMENT
 GUEST LODGE - GENE - CRA
 HALF CAP CIRC. SIPHONS SCHEDULE 18A

TABLE 3
CONVEYANCE, DISTRIBUTION, AND STORAGE SYSTEM COSTS

Description**Conveyance and Aqueduct Facilities**

HALF CAP CIRC. SIPHONS SCHEDULE 18J
 HALF CAP CIRC. SIPHONS SCHEDULE 19A
 HAYFIELD PUMPING PLANT: SWIMMING POOL
 HAYFIELD ROAD
 HAYFIELD TUNNEL NO. 1
 HAYFIELD TUNNEL NO. 2
 HAYFIELD VILLAGE: REBUILDING GARAGE, WORKSHOP & OIL HOUSE
 HEADGATE OPERATORS & CIRCUIT BREAKERS REHAB.
 HEADQUARTERS ELECTRICAL VEHICLE CHARGING STATION EXPANSION
 HIGHLAND PIPELINE CLAIM
 HIGHLAND PIPELINE CONSTRUCTION
 HINDS CAMP FACILITIES-ADDITIONS
 HINDS CAMP FACILITIES-PERMANENT QTRS
 HINDS EAGLE & IRON MOUNTAINS STORAGE BUILDINGS
 HINDS INTAKE CANAL
 HINDS INTAKE SIPHON
 HINDS PARKER DAM TELEPHONE LINE
 HINDS PP PAVING
 HINDS PP UTILITIES
 HINDS PP UTILITIES AND PAVING
 HINDS PUMP UNIT NO. 8 REFURBISHMENT
 HINDS PUMPING PLANT BUILDING & CONTROL HOUSE
 HINDS PUMPING PLANT DELIVERY PIPE EXPANSION JOINT PHASE 2
 HINDS PUMPING PLANT DELIVERY PIPES
 HINDS PUMPING PLANT DISCHARGE VALVE PIT PLATFORM REPLACEMENT
 HINDS PUMPING PLANT DISCHARGE VALVE PLATFORM REPLACEMENT
 HINDS PUMPING PLANT EQUIPMENT WASH AREA UPGRADES
 HINDS PUMPING PLANT MISCELLANEOUS FEATURES
 HINDS PUMPING PLANT PUMPING EQUIPMENT
 HINDS PUMPING PLANT- REHAB. BANK #1, PHASE B, MAIN TRANSFORMER
 HINDS PUMPING PLANT- REPLACE 230KV CIRCUIT BREAKER
 HINDS PUMPING PLANT SCADA SYSTEM
 HINDS PUMPING PLANT STANDBY GENERATOR REPLACEMENT
 HINDS PUMPING PLANT SUMP REPAIRS
 HINDS PUMPING PLANT, EQUIPMENT WASH AREA UPGRADE
 HINDS PUMPING PLANT-REPLACE 2300 VOLT PARKWAY POWER CABLE
 HINDS PUMPING PLT - REPLACE CIRCUIT BREAKER BANK # 2, MAIN TRANSFER
 HINDS ROADWAYS
 HINDS SAND TRAP
 HINDS TRANSFORMER BANK PROTECTION RELAY REPLACEMENT
 HINDS TRANSFORMER BANK PROTECTION RELAYS REPLACEMENT
 HINDS TRANSFORMER POWER CABLE REPLACEMENT
 HINDS VILLAGE PAVING REPLACEMENT PROJECT
 HINDS VILLAGE- REMODEL HOUSE #130H
 HINDS VILLAGE- REMODEL HOUSE #149H
 HINDS VILLAGE- SATELLITE TV ANTENNA SYSTEM
 HINDS VILLAGE-PAVEMENT REPLACEMENT
 HINDS WASTEWAY
 HOLLYWOOD TUNNEL: REMODLG.CONTROL VALVE STRUCTURE AT N.PORTAL
 HOOVER DAM PUMP PLANT TELEPHONE LINE
 HOUSE AND GARAGE AT SAN JACINTO RESERVOIR
 HOUSING - GENE VILLAGE
 HYDROGRAPHIC EQUIPMENT
 IM,EM,HP- REPLACE 2300 V STA.SERV.POWER CIRCUIT BREAKERS
 INLAND FDR, ARROWHEAD TUNNELS REDESIGN
 INLAND FDR, ARROWHEAD WEST TUNNEL CONSTRUCTION
 INLAND FDR, CONTRACT 9, CONSTRUCTION OF RIVERSIDE PPLN SOUTH
 INLAND FDR, OWNER CONTROLLED INSURANCE PROGRAM
 INLAND FDR, REACH 4, RUSD PPLN
 INLAND FDR-CNTR #1/DEVIL CYN-WATERMAN RD
 INLAND FDR-CNTR #4-SOFT GRND TNL/SANTA ANA
 INLAND FDR-CONT #8-PIPEL PARALLEL TO DAVIS RD
 INLAND FDR-ENVIRON. MITIG.
 INLAND FEEDER - RIGHT OF WAY AND EASEMENT PROCUREMENT
 INLAND FEEDER AND LAKEVIEW PIPELING INTERTIE
 INLAND FEEDER AULD VALLEY PRESSURE CONTROL STRUCTURE
 INLAND FEEDER CONTINGENCY
 INLAND FEEDER CONTRACT 1, DEVIL CANYON / WATERMAN RD
 INLAND FEEDER COST OF LAND AND RIGHT OF WAY
 INLAND FEEDER ENVIRONMENTAL MITIGATION
 INLAND FEEDER GROUNDWATER MONITORING
 INLAND FEEDER HIGHLAND PIPELINE CLAIMS COST
 INLAND FEEDER HIGHLAND PIPELINE CONSTRUCTION
 INLAND FEEDER HIGHLAND PIPELINE DESIGN
 INLAND FEEDER MENTONE PIPELINE CONSTRUCTION
 INLAND FEEDER MENTONE PIPELINE DESIGN
 INLAND FEEDER MENTONE PIPELINE RUSD CONSTRUCTION
 INLAND FEEDER OWNER CONTROLLED INSURANCE PROGRAM
 INLAND FEEDER PRESSURE CONTROL STRUCTURE
 INLAND FEEDER PROGRAM REMAINING BUDGET/CONTINGENCY
 INLAND FEEDER PROJECT MANAGEMENT SUPPORT
 INLAND FEEDER PURCHASE OF LAND AND RIGHT OF WAY
 INLAND FEEDER RAISE BURIED STRUCTURES AND REALIGN DAVIS RD.
 INLAND FEEDER REVERSE OSMOSIS PLANT
 INLAND FEEDER RIVERSIDE BADLANDS TUNNEL CONSTRUCTION
 INLAND FEEDER RIVERSIDE NORTH PIPELINE DESIGN
 INLAND FEEDER RUSD CLAIMS DEFENSE
 INLAND FEEDER STUDIES
 INLAND FEEDER STUDY
 INLAND FEEDER UNDERGROUND STORAGE TANK REMOVAL & ABOVEGROUND STORAGE TANK INSTALLATION
 INLAND FEEDER, ARROWHEAD EAST TUNNEL
 INLAND FEEDER, ARROWHEAD TUNNELS CONSTRUCTION
 INLAND FEEDER, ARROWHEAD TUNNELS REDESIGN
 INLAND FEEDER, ARROWHEAD WEST TUNNEL
 INLAND FEEDER, CONTRACT #5, OPAL AVENUE PORTAL / BADLANDS TUNNEL

TABLE 3
CONVEYANCE, DISTRIBUTION, AND STORAGE SYSTEM COSTS

Description**Conveyance and Aqueduct Facilities**

INLAND FEEDER, CONTRACT #7, RIVERSIDE NORTH PIPELINE CONSTRUCTION
 INLAND FEEDER, CONTRACT 2, EAST SAN BERNARDINO TUNNEL / PORTALS
 INLAND FEEDER, CONTRACT 4, SOFT GROUND TUNNEL / SANTA ANA
 INLAND FEEDER, CONTRACT 5, OPAL AVENUE PORTAL / BADLANDS TUNNEL
 INLAND FEEDER, CONTRACT 6, GILMAN SPRINGS PORTAL / BADLAND TUNNEL
 INLAND FEEDER, CONTRACT 7, RIVERSIDE NORTH PIPELINE CONSTRUCTION
 INLAND FEEDER, CONTRACT 8, PIPELINE PARALLEL TO DAVIS ROAD
 INLAND FEEDER, CONTRACT 9, CONSTRUCTION OF RIVERSIDE PIPELINE SOUTH
 INLAND FEEDER, COST OF LAND AND RIGHT OF WAY
 INLAND FEEDER, ENVIRONMENTAL MITIGATION
 INLAND FEEDER, HIGHLAND PIPELINE DESIGN
 INLAND FEEDER, MENTONE PIPELINE
 INLAND FEEDER, OWNER CONTROLLED INSURANCE PROGRAM
 INLAND FEEDER, PROGRAM MANAGEMENT
 INLAND FEEDER, REACH 4, RUSD PIPELINE
 INLAND FEEDER, RIGHT OF WAY AND EASEMENT PROCUREMENT
 INLAND FEEDER, RIVERSIDE NORTH AND SOUTH PIPELINES, CATHODIC PROTECTION
 INLAND FEEDER, THORNE WELL FIELD REVERSE OSMOSIS INSTALLATION
 INLAND FEEDER/SBMWD HIGHLAND INTERTIE BYPASS LINE REHAB
 INSTRUMENTS & PANELS - INTAKE, IRON, EAGLE & HINDS - (1/4 EACH)
 INTAKE & GENE PUMPING PLANTS-REPLC. MOTOR AIR COOLER WATER BOXES
 INTAKE AND GENE PUMPING PLANTS 480 V AND 2400 V STANDBY DIESEL ENGINE GENERATOR REPLACEMENT
 INTAKE AND GENE TRANSFORMER BANK PROTECTION RELAYS REPLACEMENT
 INTAKE POWER AND COMMUNICATION LINE RELOCATION
 INTAKE POWER AND COMMUNICATIONS LINE RELOCATION
 INTAKE PPLANT - POWER & COMMUNICATION LINE REPLACEMENT
 INTAKE PUMP PLANT ROAD IMPROVEMENTS
 INTAKE PUMP PLANT, 69KV SWITCHYARD
 INTAKE PUMPING PLANT - COOLING AND REJECT WATER DISCHARGE TO LAKE HAVASU
 INTAKE PUMPING PLANT 2.4KV PWER LINE RELOCATION
 INTAKE PUMPING PLANT AUTOMATION PROGRAMMING
 INTAKE PUMPING PLANT INSTRUMENTATION REPLACEMENT
 INTAKE PUMPING PLANT INSTRUMENTATION REPLACEMENT & AUTOMATION
 INTAKE PUMPING PLANT INSTRUMENTATION REPLACEMENT & AUTOMATION (4 PLANTS)
 INTAKE PUMPING PLANT INSTRUMENTATION REPLACEMENT AND AUTOMATION
 INTAKE PUMPING PLANT POWER & COMMUNICATION LINE REPLACEMENT
 INTAKE PUMPING PLANT REPLACE STA SERV RACK CIRCUIT BREAKERS
 INTAKE PUMPING PLANT SCADA SYSTEM
 INTAKE PUMPING PLANT STANDBY GENERATOR REPLACEMENT
 INTAKE PUMPING PLANT TRANSFORMER SECURITY SCREEN
 INTAKE PUMPING PLANT: TWO HOUSES WITH GARAGES
 INTAKE PUMPING PLANT-REPLACE STANDBY GENERATOR
 INTAKE UTILITIES AND PAVING
 INTAKE, GENE, & IRON MTN. - REPL VIBRATING MONITORING SYSTEM
 IOC - ALL PUM P PLANTS, BRIDGE CRANE AND SEISMIC RESTRAINTS
 IOC - ALL PUMP PLTS, MODIFY STATIONARY POWER SUPPLY SYSTEM
 IOC - ALL PUMPING PLANTS, HYPOCHLORINATION SYSTEM
 IOC - ALL PUMPING PLANTS, REPLACE DOMESTIC WATER TREATMENT SYSTEMS
 IOC - CRA , ALL PUMP PLTS, REPL. THERMOMETERS/RECORDERS IN CONTROL ROOM
 IOC - CRA PUMP PLANTS, ONLINE INSTR FOR MICROFILT UNIT
 IOC - CRA WATER DESALINATION
 IOC - CRA, ALL PUMP PLANTS, REHAB PERF TEST
 IOC - CRA, INSTALL WATER LEVEL ALARM SYSTEM AT CACTUS CITY (MILE 147)
 IOC - CRA, INSTALL WATER LEVEL ALARM SYSTEM AT FAN HILL (MILE 168)
 IOC - CRA, MILE 12 SIPHONS, INSTALL ACCOUSTIC FLOWMETERS
 IOC - CRA, REPLACE FLOWMETER INSTRUMENTS, 5 PUMPING PLANTS
 IOC - CRA, WATER STORAGE IN DESERT GROUNDWATER BASIN, STUDY
 IOC - DESERT FACILITIES, FIRE PROTECTION UPGRADE
 IOC - EAGLE AND HINDS PUMPING PLANTS, REPL VIBRATON MONITORING SYSTEM
 IOC - EAGLE MTN & HINDS PUMPING PLTS, SERVICE PLATFORMS & ACCESS LADDER
 IOC - EAGLE MTN VILLAGE ASPHALT REMOVAL, REGRADE, AND REPLACE
 IOC - EAGLE/HINDS PUMPING PLANTS, REHAB 2 MAIN TRANSFORMERS
 IOC - GENE PUMPING PLANT, CONSTRUCT HEADGATE STAIRWAY
 IOC - GENE PUMPING PLANT, CONSTRUCT ROAD TO HEAD GATE HOUSE
 IOC - GENE PUMPING PLANT, CONSTRUCT SPARE PARTS WAREHOUSE
 IOC - GENE PUMPING PLANT, MODIFY AND EXPAND OFICE BUILDING
 IOC - GENE PUMPING PLANT, PREFABRICATED AIRCRAFT HANGAR
 IOC - GENE PUMPING PLANT, REPL 230 KV CIRCUIT BREAKER ON TRANSFORMER BANK 1
 IOC - GENE PUMPING PLANT, REPLACE POWER CABLE AT HEAD GATE
 IOC - GENE PUMPING PLANT, SPECIAL MECHANICAL MAINTENANCE SHOP ADDITION
 IOC - GENE VILLAGE, REMODEL HOUSE 46G
 IOC - GENE, IRON & EAGLE PUMP PLTS, INSTALL FLOW METERS
 IOC - HINDS PUMPING PLANT, REHAB BANK 1, PHASE B, MAIN TRANSFORMER
 IOC - HINDS PUMPING PLANT, REPLACE 230KV CIRCUIT BREAKER
 IOC - HINDS VILLAGE ASPHALT REMOVAL, REGRADE, AND REPLACE
 IOC - HINDS VILLAGE, REMODEL HOUSE 130H
 IOC - HINDS VILLAGE, REMODEL HOUSE 149H
 IOC - HINDS VILLAGE, SATELLITE TV ANTENNA SYSTEM
 IOC - INLAND FEEDER
 IOC - INTAKE PUMP PLANT, 69KV SWITCHYARD
 IOC - IRON MOUNTAIN VILLAGE, REMODEL DORMITORY
 IOC - IRON MOUNTAIN VILLAGE, SATELLITE TV ANTENNA SYSTEM
 IOC - IRON MTN, EAGLE MTN, HINDS, REPLACE 2300V STA SERV POWER CIRCUIT BREAKERS
 IOC - IRON MTN, WAREHOUSE BLDG, MEZZ CONSTRUCTION
 IOC - IRON, EAGLE, GENE, HINDS, HEAT EXCHANGER ON TRANSFORMERS
 IOC - LAKE PERRIS AREA STUDY
 IOC - LAKE PERRIS PUMPBACK FACILITY, EXPANSION 2
 IOC - SAN JACINTO TUNNEL, WEST PORTAL SEISMIC MODS
 IOC - SEISMIC MODS, ALL PUMP PLTS
 IRON AND EAGLE PUMP PLANT RESERVOIR SPILLWAY AUTO REJECTION
 IRON MOUNTAIN & EAGLE MOUNTAIN 230KV TRANSMISSION LINE PILOT RELAY
 IRON MOUNTAIN 2400 V STANDBY DIESEL ENGINE GENERATOR REPLACEMENT
 IRON MOUNTAIN AUXILIARY POWER SYSTEM REHABILITATION
 IRON MOUNTAIN CAMP FACILITIES- TWO COTTAGES (CONT 579, SPEC 431)
 IRON MOUNTAIN CAMP FACILITIES-ADDITIONS

TABLE 3
CONVEYANCE, DISTRIBUTION, AND STORAGE SYSTEM COSTS

Description**Conveyance and Aqueduct Facilities**

IRON MOUNTAIN CAMP FACILITIES-OIL STORAGE HOUSE
 IRON MOUNTAIN CAMP FACILITIES-PERMANENT QTRS
 IRON MOUNTAIN COLORADO RIVER WATER LINE
 IRON MOUNTAIN GENERATOR REPLACEMENT
 IRON MOUNTAIN HAZARDOUS WASTE CONTAINMENT
 IRON MOUNTAIN INTAKE CANAL
 IRON MOUNTAIN INTAKE SIPHONS
 IRON MOUNTAIN O&M EQUIPMENT PARKING CANOPY
 IRON MOUNTAIN PHYSICAL SECURITY AND CRA DESERT REGION TECHNOLOGY IMPROVEMENT
 IRON MOUNTAIN PLANT- REPLACEMENT OF STAND-BY GENERATOR
 IRON MOUNTAIN PUMPING PLANT
 IRON MOUNTAIN PUMPING PLANT BUILDING & CONTROL HOUSE
 IRON MOUNTAIN PUMPING PLANT DELIVERY LINE NO. 1 RELINING
 IRON MOUNTAIN PUMPING PLANT DELIVERY PIPES
 IRON MOUNTAIN PUMPING PLANT HOUSING REPLACEMENT
 IRON MOUNTAIN PUMPING PLANT MISCELLANEOUS FEATURES
 IRON MOUNTAIN PUMPING PLANT PUMPING EQUIPMENT
 IRON MOUNTAIN PUMPING PLANT- RELOCATE T.V. ANTENNA
 IRON MOUNTAIN PUMPING PLANT- RETUBE MOTOR AIR COOLERS- UNITA 4 & 5
 IRON MOUNTAIN PUMPING PLANT- RPLC.TUBES IN MOTOR AIR COOLERS 1,2 & 3
 IRON MOUNTAIN PUMPING PLANT SCADA SYSTEM
 IRON MOUNTAIN PUMPING PLANT, DELIVERY PIPE EXPANSION JOINT REPAIRS
 IRON MOUNTAIN PUMPING PLANT: FAMILY RESIDENCE & GUEST QUARTERS
 IRON MOUNTAIN- REPLACE DAMAGED FACILITITES
 IRON MOUNTAIN RESERVOIR
 IRON MOUNTAIN ROAD
 IRON MOUNTAIN SAND TRAP
 IRON MOUNTAIN SERVICE PIT REHABILITATION
 IRON MOUNTAIN SERVICE PLT REHABILITATION
 IRON MOUNTAIN TRANSFORMER BANK PROTECTION RELAY REPLACEMENT
 IRON MOUNTAIN TRANSFORMER BANK PROTECTION RELAYS REPLACEMENT
 IRON MOUNTAIN TUNNEL REHABILITATION
 IRON MOUNTAIN TUNNEL, EAST PORTION
 IRON MOUNTAIN TUNNEL, WEST PORTION
 IRON MOUNTAIN VILLAGE -REMODEL DORMITORY
 IRON MOUNTAIN VILLAGE- REPLACE SEWAGE DISPOSAL
 IRON MOUNTAIN VILLAGE- SATELLITE TV ANTENNA SYSTEM
 IRON MOUNTAIN WASTEWAY
 IRON MOUNTAIN, TRANSFORMER OIL TANK RELOCATION
 IRON MOUNTAIN & EAGLE MOUNTAIN 230KV TRANSMISSION LINE PILOT RELAY
 IRON MT. AUXILARY POWER SYSTEM REHABILITATION AND UPGRADE
 IRON MTN - WAREHOUSE BLDG, MEZZ CONSTRUCTION
 IRON MTN. VILLAGE - REMODEL DORMITORY
 IRON/EAGLE/GENE/HINDS- HEAT EXCHANGER ON TRANSFORMERS
 IRON/EAGLE/GENE/HINDS- HEAT EXCHANGER ON TRANSFORMERS (1/4 EACH)
 IRON/EAGLE/HINDS DELIVERY LINE SUPPORT REPAIRS
 IRON/HINDS - REPLACE PHONE SYSTEM
 IRON-EAGLE MTN. 230 KV TRANSMISSION LINE PILOT RELAY
 JULIAN HIND PUMP PLT - DEMOLISH HOUSE 36H & 37H
 JULIAN HINDS PUMPING PLANT DELIVERY PIPE EXPANSION JOINT PHASE 2 REPAIRS
 JULIAN HINDS PUMPING PLANT DELIVERY PIPE EXPANSION JOINT PHASE I REPAIR
 JULIAN HINDS PUMPING PLANT DELIVERY PIPE EXPANSION JOINT PHASE REPAIR
 LAKE MATHEWS FOREBAY & HEADWORK FACILITY & EQUIPMENT
 LAKE MATHEWS ICS
 LAKE MATHEWS INLET CHANNEL (SCH 23A; SPEC 82)
 LAKE MATHEWS INTERIM CHLORINATION SYSTEM
 LAKE MATHEWS LA VERNER TELEPHONE LINE
 LAKE PERRIS AREA STUDY
 LAKE PERRIS BYPASS PIPELINE EXPLORATORY EXCAVATION
 LAKE SKINNER - OUTLET CONDUIT FLOWMETER INSTALLATION
 LAKE SKINNER BYPASS PIPELINE NO. 2 CATHODIC PROTECTION
 LAKE SKINNER OUTLET CONDUIT
 LAKEVIEW BEAUMONT TELEPHONE LINE
 LAKEVIEW PIPELINE LEAK REPAIR AT STA. 2510+49
 LAKEVIEW PIPELINE REPAIRS PHASE 1 - BERNASCONI TUNNEL LINING
 LAVERNE FACILITIES - EMERGENCY GENERATOR
 LAVERNE FACILITIES - MATERIAL TESTING
 LAWRENCE ADIT POWER LINE
 LIGHTING, CONTROL ROOM - EAGLE MOUNTAIN & HINDS PUMP PLT
 LITTLE MORONGO CIRCULAR SIPHON
 LOWER FEEDER EROSION PROTECTION
 MAGAZINE CANYON - VALVE REPLACEMENT FOR SAN FERNADO TUNNEL (STATION 778+80)
 MAGAZINE CANYON OIL & WATER SEPARATOR
 MAGAZINE CANYON OIL/WATER SEPARATOR
 MAINTENANCE SHOP, GENE CMP - CRA
 MATHEWS/DESERT-DOMESTIC WATER SYSTEM STUDY
 MECCA PASS COLORADO RIVER PASS
 MECCA PASS IRON MOUNTAIN WATER LINE
 MECCA PASS TUNNELS
 MENTONE PIPELINE, RUSD, DEFENSE OF CLAIM
 MENTONE PPLN, RUSD, DEFENSE OF CLAIM
 MESS HALL BUILDING - IRON MOUNTAIN
 MILE 12 FLOW AND CHLORINE MONITORING STATION UPGRADES
 MILE 12 POWER LINE & FLOW MONITORING EQUIPMENT STUDY
 MILIGAN SALT HAUL ROAD
 MILLS PLANT SUPPLY PUMP STATION STUDY
 MINOR CAP FY 2011/12
 MINOR CAPITAL PROJECTS FOR FY 1989/90 - EAGLE MTN PUMPING PLANT
 MINOR CAPITAL PROJECTS FOR FY 1989/90 - GENE PUMPING PLANT
 MINOR CAPITAL PROJECTS-EAGLE MTN VILLAGE, ASPHALT, REMOVE, REGRADE, REPL
 MINOR CAPITAL PROJECTS-GENE INDUST AREA, INSTALL 2300V SVC
 MINOR CAPITAL PROJECTS-GENE, IRON & EAGLE PUMP PLTS, INSTALL FLOW METERS
 MINOR CAPITAL PROJECTS-HINDS VILLAGE, ASPHALT, REMOVE, REGRADE, REPL
 MISCELLANEOUS
 MISCELLANEOUS WATER SYSTEM ADDITIONS

TABLE 3
CONVEYANCE, DISTRIBUTION, AND STORAGE SYSTEM COSTS

Description**Conveyance and Aqueduct Facilities**

MODIFY STRUCTURE EAST WIDE CANYON SIPHON
 MORONGO MECCA PASS WATER LINE
 MOTOR AIR COOLERS - IRON MTN PUMP PLT - CRA
 MOTOR BREAKER FAULTY (5 PPLANTS)
 NEW HOUSE AT HINDS PUMP PLANT VILLAGE
 NEW IRON MOUNTAIN 230 KV CIRCUIT BREAKER 309
 NEWHALL TUNNEL - REPAIR STEEL LINER
 NEWHALL TUNNEL - UPGRADE LINER SYSTEM
 NITROGEN STORAGE STUDY AT DVL, INLAND FEEDER PC-1, AND LAKE MATHEWS
 OC 44 SERVICE CONNECTIONS & EOC#2 METER ACCESS ROAD REPAIR
 OC 88 PUMP PLANT FIRE PROTECTION STUDY
 OC-71 SERVICE CONNECTION REPAIRS
 OFFICE BUILDING - IRON MOUNTAIN
 OLINDA PCS FACILITY REHABILITATION AND UPGRADE
 OLINDA PRESSURE CONTROL STRUCTURE FACILITY REHABILITATION AND UPGRADE
 OPERATION OF DORMITORY BY USBR
 ORANGE COUNTY 44 SERVICE CONNECTIONS & EOC#2 METER ACCESS ROAD REPAIR
 ORANGE COUNTY 88 PUMP PLANT FIRE PROTECTION STUDY
 OVERALL ASSESSMENT OF DELIVERY LINES
 OVERHAUL PUMPS 1,2, &3 EAGLE MOUNTAIN
 OVERHAUL PUMPS 1,2, &3 GENE
 OVERHAUL PUMPS 1,2, &3 HINDS
 OVERHAUL PUMPS 1,2, &3 IRON MOUNTAIN
 OVERHAUL PUMPS 1,2, &3 WHITSETT
 OWNER CONTROLLED INSURANCE PROGRAM
 P103253 CRA PUMP WELLS CONVERSION AND BLOW-OFF REPAIR
 P103260 CRA ELECTRICAL GENE PUMP PLT REPLACE 6.9 KV TRANSFORMER BUSHINGS
 P103741 CRA PUMPING PLANT VULNERABILITY ASSESSMENT
 P103942 BLACK METAL MOUNTAIN, ELECTRICAL TRANSFORMER UPGRADE
 P104244 IRON MOUNTAIN PUMPING PLANT, DELIVERY PIPE EXPANSION JOINT REPAIRS
 P104506 IRON/EAGLE/HINDS DELIVERY LINE SUPPORT REPAIRS
 P104755 CRA HOUSING IMPROVEMENTS - ADDITION OF TEN NEW HOUSES
 P104875 SECOND LOWER FEEDER PCCP REHABILITATION
 P104887 SECURITY SYSTEM UPGRADE PROJECT
 P105000 SWITCH HOUSE DOORS AT EAGLE, MOUNTAIN & IRON MOUNTAIN
 P105008 PHYSICAL SECURITY CONTROLS FOR THE IRON MOUNTAIN
 P105015 IRON MOUNTAIN O&M EQUIPMENT PARKING CANOPY
 P105033 GENE INLET SURGE CHAMBER ACCESS IMPROVEMENTS
 P105082 IRON-EAGLE MTN. 230 KV TRANSMISSION LINE PILOT RELAY
 P105159 EAGLE MOUNTAIN 230KV LOCAL BREAKER FAILURE BACKUP
 P105180 CRA WHIPPLE MOUNTAIN TUNNEL
 P105185 EAGLE MOUNTAIN CRA EMPLOYEE HOUSING, MANUFACTURED HOMES
 P105208 CRA PUMPING PLANTS SCADA NETWORK MAIN SWITCH REPLACEMENT
 P105209 CRA PUMPING PLANT STATION BATTERY REPLACEMENT
 P105214 EAGLE MOUNTAIN CRA HOUSING, FENCING IMPROVEMENTS
 PALO VERDE VALLEY LAND PURCHASE - 16,000 ACRES
 PALOS VERDES FEEDER REHABILITATION OF DOMINGUEZ CHANNEL
 PALOS VERDES RESERVOIR SPILLWAY MODIFICATION
 PARKER POWER FLOATING BULKHEAD GATE
 PARKER POWER PLANT- AUTOMATION
 PARKER POWER PRELIMINARY STUDIES AND DESIGN
 PARKER POWER TESTING AND BORING
 PARKER POWER, DIVERSION, OUTLET WORKS & POWER HOUSE SUBSTRUCTURE
 PARKER POWERHOUSE STUDIES
 PARKER POWERHOUSE SUPERSTRUCTURE
 PARKWAY CABLE 2300 VOLT - HINDS PUMP PLT
 PERMANENT BUILDING AT CAMINO STATION
 PERRIS VALLEY SIPHON SCHEDULE 22
 PHYSICAL SECURITY CONTROLS FOR IRON MOUNTAIN
 POWER SYSTEM OPERATION
 POWER SYSTEMS SURVEYS
 PRELIMINARY OPERATION (1939-1940)
 PRELIMINARY OPERATION (1941)
 PRELIMINARY OPERATION - TESTING & CONDITIONING (1941)
 PRELIMINARY OPERATIONS
 PRELIMINARY PARKER POWER SURVEYS
 PROJECT MANAGEMENT SUPPORT
 PROTECTION- ACQUEDUCT AND DISTRIBUTION SYSTEM
 PUDDINGSTONE RADIAL GATE REHABILITATION
 PUMP UNIT NO.6 EAGLE MOUNTAIN
 PUMP UNIT NO.6 GENE (SPEC 503)
 PUMP UNIT NO.6 HINDS
 PUMP UNIT NO.6 IRON MOUNTAIN
 PUMP UNIT NO.6 VARIOUS CREDITS
 PUMP UNIT NO.6 WHITSETT (SPEC 503)
 PUMPING EQUIPMENT
 PUMPING EQUIPMENT - VARIOUS PLANTS (RETIRED IN 60/63/67)
 PUMPING PLANT BLDG. ENLARGEMENT FOR UNITS 6-9: INTAKE PUMPING PLNT.-EAGLE
 PUMPING PLANT BLDG. ENLARGEMENT FOR UNITS 6-9: INTAKE PUMPING PLNT.-GENE
 PUMPING PLANT BLDG. ENLARGEMENT FOR UNITS 6-9: INTAKE PUMPING PLNT.-HAYFIELD
 PUMPING PLANT BLDG. ENLARGEMENT FOR UNITS 6-9: INTAKE PUMPING PLNT.-INTAKE
 PUMPING PLANT BLDG. ENLARGEMENT FOR UNITS 6-9: INTAKE PUMPING PLNT.-IRON
 PUMPING PLANT DELIVERY LINE NO.3-EAGLE (ALLOC)
 PUMPING PLANT DELIVERY LINE NO.3-GENE (ALLOC)
 PUMPING PLANT DELIVERY LINE NO.3-HINDS (ALLOC)
 PUMPING PLANT DELIVERY LINE NO.3-INTAKE (ALLOC)
 PUMPING PLANT DELIVERY LINE NO.3-IRON (ALLOC)
 PUMPING PLANT EXPANSION UNITS 7,8 & 9 WHITSETT
 PUMPING PLANT EXPANSION UNITS 7,8 & 9 EAGLE
 PUMPING PLANT EXPANSION UNITS 7,8 & 9 GENE
 PUMPING PLANT EXPANSION UNITS 7,8 & 9 GENERAL
 PUMPING PLANT EXPANSION UNITS 7,8 & 9 GENERAL (SPEC 547)
 PUMPING PLANT EXPANSION UNITS 7,8 & 9 HINDS
 PUMPING PLANT EXPANSION UNITS 7,8 & 9 IRON
 PUMPING PLANT EXPANSION UNITS 7,8 & 9 VARIOUS

TABLE 3
CONVEYANCE, DISTRIBUTION, AND STORAGE SYSTEM COSTS

Description**Conveyance and Aqueduct Facilities**

PUMPING PLANT EXPANSION UNITS 7, 8 & 9 WHITSETT
PUMPING PLANTS EXPANSION UNITS NO. 4 & 5 INCL. DELIVERY LINE # 2-EAGLE (ALLOC)
PUMPING PLANTS EXPANSION UNITS NO. 4 & 5 INCL. DELIVERY LINE # 2-GENE (ALLOC)
PUMPING PLANTS EXPANSION UNITS NO. 4 & 5 INCL. DELIVERY LINE # 2-HINDS (ALLOC)
PUMPING PLANTS EXPANSION UNITS NO. 4 & 5 INCL. DELIVERY LINE # 2-INTAKE (ALLOC)
PUMPING PLANTS EXPANSION UNITS NO. 4 & 5 INCL. DELIVERY LINE # 2-IRON (ALLOC)
PURCHASE OF LAND AND RIGHT OF WAY
QUAGGA MUSSEL STUDY
R&R FOR CRA
RADIO COMMUNICATION EQUIPMENT, CHUCKAWALLA PEAK-CRA
RADIO COMMUNICATION EQUIPMENT, SANTIAGO PEAK-CRA
RECREATION HALL - CAMINO SWITCHING STATION
RECREATION HALL, HINDS & EAGLE MTN - CRA (1/2 EACH)
RECREATIONAL FACIL. AT EAGLE, IRON, HAYFIELD PUMPING PLNTS & CAMINO
RECREATIONAL FACILITIES AT IRON, EAGLE AND HAYFIELD PUMPING PLANTS
RED MOUNTAIN POWER PLANT REHABILITATION
RED MOUNTAIN, OCTOBER 2007 FIRE DAMAGE, COMMUNICATION POWER TOWERS
RELAY PANELS, ALL PLANTS - CRA
REMODEL & ENLARGE TEN DISTRICT HOUSES - CRA
REMODEL DORMITORY-EAGLE MTN VILLAGE
REMODEL WESERN PORTION OF DORMITORY, GENE VILLAGE
REPAIR DETERIORATED JOINTS IN CRA LAKEVIEW SIPHON
REPAIR GATEHOUSE ANCHOR BLOCK- HINDS PLT
REPAIR PUMP UNITS GENERAL
REPAIR UPPER FEEDER LEAKING EXPANSION JOINT
REPAIRS TO TUNNELS
REPLACE 240KV/69KV OIL CIRCUIT BREAKERS AT ALL PUMPING PLTS
REPLACE AIR CIRCUIT BREAKERS, UNIT 1 THRU 6 AT ALL FIVE PLANTS (1/5 EACH)
REPLACE DOMESTIC WATER SUPPLY - VARIOUS LOCATION
REPLACE DOMESTIC WATER SYSTEM
REPLACE HOUSES AND SHOPS AT PUMP PLANTS
REPLACE INSTR. PANEL-INTAKE IRON, EAGLE, AND HINDS (1/4 EACH)
REPLACE WATER FLOWMETER INDICATORS
REPLACING STORAGE BATTERIES
REROUTING TELEPHONE LINE AT PALM SPRING
RESIDENCE 131-W - EAST SIDE CANYON
RESIDENCE 141-V - VIDAL
RESIDENCE 145-C - COXCOMB
RESIDENCES - 2 AT GENE VILLAGE
RESIDENCES - 4 AT GENE & 1 AT IRON MOUNTAIN - CRA
RETIRED BANNING-VALVERDE TELEPHONE LINE
RETIRED LAKE MATHEWS-LA VERNE TELEPHONE LINE
RETIRED LAKEVIEW-BEAUMONT TELEPHONE LINE
RETIRED SALT LOADING DOCK REPLACED BY E & A 271
RETIRED TELEPHONE LINE AT PALM SPRINGS
RETIRED VALVERDE-LAKE MATHEWS TELEPHONE LINE
RETUBE 24 AIR COOLERS FOR MOTORS, INTAKE P.P & GENE P.P
RETUBE COOLERS UNITS 4 & 5, CREDITS-GENE (SPEC 567)
RETUBE COOLERS UNITS 4 & 5, GENE (SPEC 567)
RETUBE COOLERS UNITS 4 & 5, WHITSETT (SPEC 567)
RETUBE MOTOR AIR COOLERS - HINDS AND EAGLE (1/2 EACH)
RIALTO FEEDER REPAIR @ STA. 3662+23
RIALTO FEEDER REPAIR OF ANOMALOUS PIPE SECTION
RIALTO PIPELINE CB-12 ND CB-16 VALVE REPLACEMENT
RIGHT OF WAY INFRASTRUCTURE PROTECTION PROGRAM - COLORADO RIVER AQUEDUCT
RIVERSIDE BADLANDS TUNNEL CONSTRUCTION
RIVERSIDE BRANCH - ALESSANDRO BLVD. LEFT LAND TURN LANE
RIVERSIDE BRANCH - CONSTRUCTION OF CONTROL PANEL DISPLAY WALL
RIVERSIDE NORTH PIPELINE DESIGN & CONSTRUCTION
RIVERSIDE SOUTH PIPELINE CONSTRUCTION
ROAD MAINTENANCE
ROAD SURVEYS
ROADS FOR TRANSMISSION LINE SURVEYS
RPLCMT. OF TUBES IN 38 MTR. AIR COOLERS ON UNITS 1, 2&3-EAGLE & HAYFIELD
SALT LOADING DOCK AT MILIGAN- NEAR DANBY DRY LAKE (REPLACE)
SALT PRODUCTION PLANT
SAN DIEGO PIPELINE REPAIR AT STATION 1268+57
SAN FERNANDO TUNNEL STATION 778+80 VALVE REPLACEMENT
SAN GABRIEL TOWER SEISMIC ASSESSMENT
SAN JACINTO RESERVOIR SERVICE INTERTIE
SAN JACINTO RESERVOIR-FISH SCREENS AND CHLORINE EQUIPMENT
SAN JACINTO TUNNEL
SAN JACINTO TUNNEL EAST ADIT REHABILITATION
SAN JACINTO TUNNEL SUBSTATIONS
SAN JACINTO TUNNEL, WEST PORTAL
SAN JACINTO TUNNEL, WEST PORTAL SEISMIC MODIFICATION
SAN JACINTO TUNNEL: ADDITIONAL GROUTING
SAN JACINTO TUNNEL: EXPANSION OF SIPHONS (EAST OF TUNNEL)
SAN JACINTO TUNNEL: SECOND BARREL OF CASA LOMA SIPHONS
SAN JOAQUIN RESERVOIR - NEW DESIGN
SAN JOAQUIN RESERVOIR IMPROVEMENT- FLOATING COVER
SAN JOAQUIN RESERVOIR IMPROVEMENTS
SAN JOAQUIN RESERVOIR IMPROVEMENTS STUDY
SAN TIMOTEO CANYON POWER LINES
SAND TRAP CLEANING EQUIPMENT AND TRAVELING CRANE STUDY
SAND TRAP STUDY
SANTA ANA RIVER BRIGDE SEISMIC RETROFIT
SANTIAGO TOWER ACCESS ROAD UPGRADE
SANTIAGO TOWER PATROL ROAD REPAIR
SD5 REPAIR
SECOND 230KV TRANSMISSION LINE (SPEC 570)
SECOND LOWER FEEDER STRAY CURRENT MITIGATION SYSTEMS REFURBISHMENT
SECURITY FENCING AT OC-88 PUMPING PLANT
SECURITY SYSTEM UPGRADE PROJECT
SEISMIC EVALUATION OF CRA STRUCTURES

TABLE 3
CONVEYANCE, DISTRIBUTION, AND STORAGE SYSTEM COSTS

Description**Conveyance and Aqueduct Facilities**

SEISMIC MODS-ALL 5 PUMP PLT BLDG
 SEISMIC MODS-DISCHRG PIPLN-ALL PUMPING PLTS
 SEISMIC PROGRAM
 SEISMIC UPGRADE OF 11 FACILITIES OF THE CONVEYANCE & DISTRIBUTION SYSTEM
 SEPULVEDA FEEDER CORROSION INTERFERENCE MITIGATION
 SEPULVEDA FEEDER REPAIR AT STATION 1099
 SEPULVEDA FEEDER STRAY CURRENT MITIGATION SYSTEM REFURBISHMENT
 SERVICE CONNECTION & EOCF #2 METER ACCESS ROAD UPGRADE & BETTERMENT
 SERVICE CONNECTION DWCV-2T VALVES REPLACEMENT AND STRUCTURE CONSTRUCTION
 SHAVERS SUMMIT ROAD ADVANCE
 SKINNER BR - IMPROVE CABAZON RADIAL GATE FACILITY
 SKINNER BRANCH, CASA LOMA CANAL ACOUSTIC METER
 SKINNER BRANCH, CASA LOMA SIPHON, BARREL ONE BULKHEAD
 SKINNER ELECTRICAL EQUIPMENT BUILDING 1 & 2
 STANDBY GENERATOR - IRON MOUNTAIN
 STANDBY POWER LINE GENE PUMP PLANT - CRA
 STATION SERVICE RACKS, GENE PUMP PLT- CRA
 SUBSTATION OPERATORS QUARTERS
 SUCTION & DISCHARGE LINES EXPANSION JOINT STUDY
 SURVEYS
 SVC CONNECT 2ND LOWER FEEDER STA1554+00-1568+50
 SVC CONNECT CRA EAGLE MTN LANDFILL STA 5585+00-5850+00
 SVC CONNECT OC FEEDER OC-28A
 SWITCH HOUSE DOORS AT EAGLE MOUNTAIN & IRON MOUNTAIN
 SWITCHYARDS AND HEAD GATES REHAB
 TELEPHONE EQUIPMENT AT BANNING
 TELEPHONE EQUIPMENT AT CAMPS
 TELEPHONE LINE OPERATION (1941)
 TELEPHONE LINE SURVEYS
 TELEPHONE SYSTEM- GENE,IRON, EAGLE AND HINDS
 TELEPHONE SYSTEM OPERATION (1933-34)
 TELEPHONE SYSTEM OPERATION (1935-40)
 TEMESCAL HYDRO-ELECTRIC PLANT ACCESS ROAD UPGRADE
 TEMESCAL POWER PLANT ACCESS ROAD PAVING
 TEMPORARY EMPLOYEE LABOR SETTLEMENT (CARGILL)
 TEN HOUSES - PUMP PLTS
 TRANSFORMER OIL & CHEMICAL UNLOADING PAD CONTAINMENT
 TRANSFORMER OIL AND SODIUM HYPOCHLORITE CONTAINMENT PROJECT
 TRANSMISSION LINE PATROL ROADS
 TRANSMISSION LINE SURVEYS
 TRANSMISSION LINE GROUNDING SYSTEM
 TRANSMISSION LINE PRELIMINARY OPERATION (1941)
 TRANSMISSION LINE PRELIMINARY OPERATION (1938-1940)
 TUNNEL WATER INVESTIGATIONS
 TV FACILITIES- EAGLE MOUNTAIN PUMPING PLANT
 TV FACILITIES- GENE PUMPING PLANT
 TV FACILITIES- HINDS PUMPING PLANT
 TV FACILITIES- IRON MOUNTAIN PUMPING PLANT
 TV FACILITIES- VARIOUS PUMPING PLANTS
 U.S. BUREAU OF LAND MANAGEMENT LAND ACQUISITION
 UPPER FEEDER CATHODIC PROTECTION SYSTEM
 UPPER FEEDER GATES REHABILITATION PROJECTS
 UPPER FEEDER LEAKING EXPANSION JOINT REPAIR
 VAL VERDE TUNNEL
 VALLEY BRANCH - PIPELINE CORROSION TEST STATION
 VALVERDE TO LAKE MATHEWS TELEPHONE LINE
 VARIOUS POWER LINE EXTENSIONS
 VARIOUS SPUR TELEPHONE LINES
 VENTILATION SYSTEM,CABLE TUNNEL - GENE PUMP PLANT - CRA
 VIDAL WELLS PATROLMAN'S CAMP
 VOLTAGE REGULATING & SWITCHING EQUIPMENT
 W. PORTAL SAN JACINTO TUNNEL: ONE HOUSE WITH GARAGE
 WASTEWATER SYSTEM REHABILITATION
 WASTEWATER SYSTEM REHABILITATION - GENE/IRON MTN
 WASTEWATER SYSTEM REHABILITATION - HINDS/EAGLE MTN
 WATER FLOWMETER, INDICATORS & LIMIT TOTALIZERS - ALL PUMP PLT-CRA (1/5 EACH)
 WATER METERS AND MOVING MAINS
 WATER SYSTEM - CAMINO SWITCHING STATION
 WATER SYSTEM OPERATION
 WATER SYSTEM SURVEYS
 WATER TANKS PUMPS
 WATER TANKS PUMPS ETC
 WATER TREATMENT FACILITIES
 WEST EAGLE MOUNTAIN TUNNEL, EAST PORTION
 WEST EAGLE MOUNTAIN TUNNEL, WEST PORTION
 WEST VALLEY FEEDER #2 CATHODIC PROTECTION SYSTEM REHABILITATION
 WHIPPLE MOUNTAIN TUNNEL
 WHIPPLE SPILLWAY
 WHITE WATER SIPHON PROTECTION
 WHITEWATER EROSION PROTECTION STRUCTURE REHABILITATION
 WHITEWATER SIPHON EROSION PROTECTION
 WHITEWATER SIPHON PROTECTION STRUCTURE
 WHITEWATER TUNNEL NO. 2 SEISMIC UPGRADE PROJECT
 WHITEWATER TUNNELS
 WHITSETT PUMPING PLANT BUILDING & CONTROL
 WHITSETT PUMPING PLANT DELIVERY PIPES
 WHITSETT PUMPING PLANT FENCING
 WHITSETT PUMPING PLANT MISCELLANEOUS FEATURES
 WHITSETT PUMPING PLANT PUMPING EQUIPMENT

Sub-total Conveyance and Aqueduct facilities costs**\$ 91,724,748**

TABLE 3
CONVEYANCE, DISTRIBUTION, AND STORAGE SYSTEM COSTS

Description**Distribution Facilities**

102723 ALL FACILITIES, INSPECTION AND REPLACEMENT OF CRITICAL VACUUM VALVES
102896 - SAN DIEGO PIPELINE 3 BYPASS
103021 SKINNER FILT PLT, SLUDGE HANDLING FACILITY MODIFICATIONS
103141 MILLS FILT PLT, IMPVMNTS PRGRM, ELEVATED COAGULATION AND SLUDGE STUDY
103164 BASIN DROP GATES REPLACEMENT
103179 CRA PUMPING PLANT RELIABILITY PROGRAM - CIRCULATING WATER SYSTEM REHAB
103181 WEST VALLEY FEEDER 1, STAGE 2, VALVE STRUCTURE MODIFICATIONS
103183 SUCTION AND DISCHARGE LINES - EXPANSION JOINT REPAIRS
103222 JENSEN TREATMENT PLANT - SOLIDS DEWATERING FACILITY AND LAGOONS
103254 MILLS FILT PLT, IMPROVEMENTS PROGRAM, MODULE 2 REHABILITATION
103270 WEYMOUTH IMPROVEMENT PROGRAM, REPLACE SURFACE WASH HEADER PIPELINE
103334 CRA-SWITCHYARDS AND HEAD GATES REHABILITATION
103343 DISTRIBUTION SYSTEM EQUIPMENT AND INSTRUMENTATION UPGRADES
103345 MILLS MODULES 3 AND 4 TURBIDITY METERS AND GAS DETECTORS REPLACE
103372 SAN DIEGO CANAL LINER REPAIR
103373 LAKE SKINNER EASE BYPASS SCREENING STRUCTURE REHABILITATION
103374 SAN DIEGO CANAL-SODIUM BISULFITE FEED SYSTEM UPGRADE
103391 PALOS VERDES RESERVOIR COVER AND LINER REPLACEMENT
103401 REPLACE FLOCULATORS AND TUBE SETTLERS AT WWRP NO.2
103484 RIALTO FEEDER, REPAIRS AT SELECT LOCATIONS
103526 MILLS FILTRATION PLANT, UPC 480V SYSTEM UPGRADE, STUDY
103531 ORANGE COUNTY FEEDER LINING REPAIR - REACH 2
103569 JENSEN MODULE NO. 1 FILTER VALVE REPLACEMENT
103608 DESERT AIRFIELDS IMPROVEMENT
103622 DIEMER TREATMENT PLANT, VEHICLE MAINTENANCE CENTER, CONSTRUCTION
103739 COPPER BASIN RESERVOIR OUTLET STRUCTURE REHABILITATION
103749 CRA TRANSITION STRUCTURE AND MANHOLE COVERS
103754 CAST-IRON BLOW OFF REPLACEMENT, PHASE 4
103760 DANBY TOWERS FOUNDATION REHABILITATION
103777 SKINNER WATER TREATMENT PLANT-WIDE REPLACEMENT OF TURBIDIME
103781 SKINNER ELECTRICAL BUILDING AND GROUND FAULT PROTECTION UPGRADE
103791 MILLS INDUSTRIAL WASTEWATER IMPROVEMENTS
103803 GARVEY RESERVOIR AUTOMATED DATA ACQUISITION SYSTEM (ADAS) REPLACEMENT
103805 YORBA LINDA POWER PLANT MODIFICATIONS
103880 WEYMOUTH FILTER REHABILITATION DEMONSTRATION
103887 SKINNER FINISHED WATER RESERVOIR COVER REPLACEMENT
103888 IT SYSTEM, COMMUNICATION INFRASTRUCTURE RELIABILITY UPGRADE
103893 JENSEN MODULE 1 FILTERS SURFACE WASH SYSTEM UPGRADES
103924 HYDROELECTRIC POWER DEVELOPMENT, FEASIBILITY STUDY
103940 WEYMOUTH PERIMETER IMPROVEMENTS, PHASE II CONSTRUCTION
104002 OLINDA PRESSURE CONTROL FACILITY PAVEMENT REHAB
104026 RED MTN-OCT 07 FIRE DAMAGE COMM PWR TOWERS & METER STRUCT REPLACE
104058 SKINNER COMPLETION PROJECT IMPROVEMENT
104090 INTAKE PUMPING PLANT 2.4KV POWER LINE RELOCATION
104115 SKINNER THICKENER PUMPS REPLACEMENT
104128 SANTA ANA RIVER BRIDGE SEISMIC RETROFIT
104172 EAGLE MOUNTAIN PUMPING PLANT STANDBY DIESEL ENGINE GENERATOR REPLACE
104198 ETIWANDA PIPELINE - LINING REPLACEMENT
104210 COLLIS VALVE REPLACEMENT
104226 ORANGE COUNTY FEEDER RELOCATION IN FULLERTON
104235 ETIWANDA CAVITATION FACILITY INFRASTRUCTURE REHABILITATION
104267 DVL CONTROL & PROTECTION UPGRADE
104269 MILLS SODIUM HYDROXIDE TANK REPLACEMENT
104273 HINDS PUMPING PLANT STANDBY GENERATOR REPLACEMENT
104280 IRON MOUNTAIN PUMPING PLANT HOUSING REPLACEMENT
104284 DIEMER ELECTRICAL IMPROVEMENTS - STAGE 2
104296 IRON MOUNTAIN SERVICE PIT REHABILITATION
104320 ENHANCED AUTOMATIC FLOW TRANSFER SOFTWARE REDEVELOPMENT
104323 PALOS VERDES RESERVOIR HYPOCHLORITE FEED SYSTEM UPGRADE
104324 SAN JACINTO EAST ADIT REHABILITATION
104335 GLENDALE - 01 SERVICE CONNECTION REHABILITATION
104340 OPERATIONS CONTROL CENTER UPS REPLACE
104370 TEMESCAL AND CORONA POWER PLANT STANDBY GENERATOR REPLACEMENT
104384 DIEMER SUPERMATANT PUMP STATION IMPROVEMENTS
104387 DVL INLET/OUTLET TOWER FISH SCREEN REPLACEMENT - CONSTRUCTION
104408 JULIAN HINDS PUMPING PLANT DELIVERY PIPE EXPANSION JOINT PHASE REPAIR
104414 OC FEEDER CATHODIC PROTECTION SYSTEM REHABILITATION
104421 SKINNER SOLIDS HANDLING PUMPS AT WWRK#3
104422 DIEMER TUNNEL CHLORINE DETECTION SYSTEM INFRASTRUCTURE
104433 LAKEVIEW PIPELINE LEAK REPAIR AT STA. 2510+49
104434 WADSWORTH PUMPING PLANT CONTROL AND PROTECTION, PRELIMINARY DESIGN
104437 SKINNER SOLIDS HANDLING IMPROVEMENTS
104448 CRA CANAL IMPROVEMENTS
104466 OAK STREET PRESSURE CONTROL STRUCTURE VALVE ACTUATOR
104475 ROW INFRASTRUCTURE PROTECTION PROGRAM WESTERN SAN BERNARDINO STAGE 1
104477 ROWIPP PROGRAMMATIC ENVIRONMENTAL DOCUMENT
104480 OAK STREET PRESSURE CONTROL STRUCTURE ROOF REPLACEMENT
104486 WEYMOUTH WATER TREATMENT PLANT DOMESTIC AND FIRE WATER SYSTEM IMPROVEMENT
104487 WEYMOUTH DOMESTIC WATER PIPELINE REPLACEMENT
104490 PERRIS PRESSURE CONTROL STRUCTURE ROOF REPLACEMENT
104493 COYOTE PRESSURE CONTROL STRUCTURE ROOF REPLACEMENT
104500 SKINNER MODULE 7 SODIUM HYPOCHLORITE PIPING RETROFIT
104509 ORANGE COUNTY C&D REGION SERVICE CENTER
104515 CRA IRON MOUNTAIN SUCTION JOING REFURBISHMENT PILOT
104517 SCADA COMMUNICATION MPLS UPGRADE-AT&T REGION
104521 CAJALCO CREEK DAM MANHOLE COVER RETROFIT

TABLE 3
CONVEYANCE, DISTRIBUTION, AND STORAGE SYSTEM COSTS

Description**Distribution Facilities**

104523 SKINNER OZONE CONTRACTOR SAMPLE PIPING AND TRACER PIPING
104537 FOOTHILL CONTROL BUILDING SEISMIC UPGRADES
104539 CARBON CREEK PRESSURE CONTROL STRUCTURE SEISMIC ASSESSMENT
104561 WEST VALLEY FEEDER NO. 1 - STAGE 2 VALVE STRUCTURE MODIFICATIONS
104566 GARVEY RESERVOIR SITE DRAINAGE REPAIRS AND MODIFICATIONS
104567 SITES 1 & 2 SECOND LOWER FEEDER URGENT REPAIRS
104568 SITE 3 SECOND LOWER FEEDER URGENT REPAIRS
104574 EAST ROLLUP PARKING DOOR AT HEADQUARTERS
104578 NEW HOUSE AT HINDS PUMP PLANT VILLAGE
104579 CONTROL SYSTEM SERVER REPLACEMENT
104590 GENE PUMPING PLANT EXPANSION JOINT REHABILITATION
104592 WEYMOUTH CAKE PUMP DRIVE SYSTEM FOR BELT PRESSES NOS 1-3
104593 DIEMER CHLORINE MASS FLOW METER REPLACEMENT
104594 DIEMER MAGNETIC FLOW METER UPGRADE
104595 - DIEMER PLANT FLORESCENT LIGHTING IMPROVEMENTS
104599 CAJALCO CREEK AND LAKE MATHEWS ADAS REPLACEMENT PROJECT
104603 GARVEY RESERVOIR WATER QUALITY LABORATORY REHABILITATION
104610 TEMESCAL HYDRO ELECTRIC PLANT ROOF REPLACEMENT
104611 CORONA HYDRO ELECTRIC PLANT ROOF REPLACEMENT
104612 - TEMESCAL HEP COOLING/SEAL WATER LINE REPLACEMENT
104613 - CORONA HEP COOLING/SEAL WATER LINE REPLACEMENT
104619 ACCESS RD FOR W VALLEY FEEDER NO. 1 & @UPPER PORTION OF E PORTAL RD. IMP
104622 LAKE MATHEWS HYDROELECTRIC PLANT REPAIRS
104625 BERNASCONI TUNNEL LINING
104634 GREGG AVENUE PRESSURE CONTROL STRUCTURE-PUMP MODIFICATIONS
104643 CRA OVER-CURRENT RELAY REPLACEMENT
104646 WADSWORTH PUMPING PLANT CONTROL AND PROTECTION UPGRADES
104648 CARBON CREEK PRESSURE CONTROL STRUCTURE ROOF REPLACEMENT
104652 ETIWANDA HYDROELECTRIC PLANT REHABILITATION
104654 SKINNER SPARGER PUMP REPLACEMENT
104655 ESTRN REG DIST SYS CATHODIC PROTECTION REMOTE MONITORING REFURB
104658 WSTRN REG DIST SYS CATHODIC PROTECTION REMOTE MONITORING REFURB
104661 SAN DIEGO PIPELINE NO. 3 PIPING MODIFICATIONS
104679 SKINNER RESERVOIR INFLUENT CONDUIT LOW FLOW CHEMICAL MIXING SYSTEM
104682 IT NETWORK RELIABILITY UPGRADES
104685 WILLITS ST. PCS VALVE ACTUATOR REPLACEMENT
104686 MIDDLE FEEDER S BLOWOFF VALVE REPLACE AT STA. 782+54 (3RD LOW BIDDER)
104689 SEISMIC UPGRADES AT 10 SERVICE CONNECTION STRUCTURES ALONG AMP
104693 WEYMOUTH EAST WASHWATER TANK PUMP REPLACEMENT
104703 PCCP REHABILITATION - PROGRAM MANAGEMENT
104704 PCCP REHABILITATION - PROGRAM CEQA
104712 CASA LOMA SIPHON NO. 1, CASA LOMA CANAL & SAN DIEGO CANAL FLOW METER REPL
104713 AMR SERVER AND SYSTEM UPGRADE (MINOR CAP)
104718 AMR CELLULAR MODEM UPGRADE
104731 - WR-24D FLOWMETER REPLACEMENT
104732 EAGLE MTN PUMPING PLANT VILLAGE - POTABLE WATER LINE REPLACEMENT PRJ
104735 GARVEY RESERVOIR FENCING AND PEST BARRIER
104742 CRA DELIVERY LINE REHABILITATION
104748 - ETIWANDA SF6 CIRCUIT BREAKER REFURBISHMENT
104753 SKINNER CONTRACTOR CONCRETE MAINTENANCE
104754 SKINNER REC PLANT 3 - REPLACE SHAFT SLEEVES AND BEARINGS
104759 GARVEY RESERVOIR CONTROL VALVES REPLACEMENT
104760 SEPULVEDA FEEDER PCCP 2016 URGENT REPAIRS
104763 LAKE MATHEWS HEADWORKS FOREBAY LINER & OUTLET TOWER REPAIR
104766 MIDDLE FEEDER RELOCATION FOR SCE MESA SUBSTATION
104771 ETIWANDA AUTOMATIC VOLTAGE REGULATOR REPLACEMENT
104772 SKINNER PLANT 1 MODULE 3 ELECTRICAL RACEWAY REPLACEMENT
104774 DIEMER ELECTRICAL UPGRADES AT LAGOON 4
104775 DIEMER UPS REPLACEMENT
104777 JENSEN PLANT THICKENER 3&4 REFURBISHMENT
104783 LAKE MATHEWS HEAVY AND LIGHT VEHICLE SHOP PROPANE TANKS
104794 SECOND LOWER FEEDER PCCP 2016 URGENT REPAIRS
104796 RIALTO PIPELINE CB-12 ND CB-16 VALVE REPLACEMENT
104797 JENSEN CHLORINE EJECTOR MODIFICATIONS
104798 ORANGE COUNTY C&D UPS REPLACEMENT
104808 ALLEN MCCOLLOCH PIPELINE OC-76 TURNOUT RELOCATION
104818 SANTIAGO LATERAL STA. 364+04 PIPE EXPOSURE
104821 ELECTRICAL UPGRADES AT 15 STRUCTURES , OC REGION
104823 WADSWORTH PUMPING PLANT YARD PIPING LINING REPAIRS
104826 SKINNER BELT FILTER PRESS REHABILITATION
104827 SKINNER PLANT 1 LOSS OF HEAD ULTRASONIC METER REPLACEMENT
104828 HEADQUARTERS LOADING DOCK OVERHEAD GATE REPLACEMENT
104835 DIAMOND VALLEY AREA ACOUSTIC FLOWMETER REPLACEMENT
104837 HQ DATACENTER SAN UPGRADE PHASE 1
104839 JENSEN OZONE SYSTEM PLC CONTROL & COMMUNICATION
104841 WEYMOUTH FLOCCULATOR REHABILITATION
104843 CASA LOMA SIPHON BARREL NO. 1 - SEISMIC UPGRADES
104846 CRA CIRCULATING WATER SYSTEM SODIUM HYPOCHLORITE TANK REPLACEMENT
104850 SCADA RTU CPU & OS UPGRADE
104852 LAKE SKINNER C&D BUILDING REHABILITATION
104856 SANTA ANA RIVER BRIDGE EXPANSION JOINT REPLACEMENT
104857 WADSWORTH PUMPING PLANT CONTROL AND PROTECTION UPGRADES
104866 REFURBISH OC-88 P-3000 & P-4000
104867 JENSEN FLUORIDE TANK REPLACEMENT
104868 JENSEN FILTER BACKWASH BIOLOGICAL CONTROL SYSTEM
104870 EAST OC FEEDER NO. 2 SERVICE CONNECTION A-06

TABLE 3
CONVEYANCE, DISTRIBUTION, AND STORAGE SYSTEM COSTS

Description**Distribution Facilities**

104872 SITES 1 & 2 SECOND LOWER FEEDER URGENT REPAIRS
104873 SITES 3 SECOND LOWER FEEDER URGENT REPAIRS
104875 SECOND LOWER FEEDER PCCP REHABILITATION
104876 SECOND LOWER FEEDER PCCP REHABILITATION - REACH 2
104877 SECOND LOWER FEEDER PCCP REHABILITATION - REACH 3
104881 SECOND LOWER FEEDER PCCP REHABILITATION
104883 SECOND LOWER FEEDER PCCP REHABILITATION - REAL PROPERTY ACQUISITION
104888 REFURBISH TEMESCAL HYDROELECTRIC GENERATOR COOLERS
104889 REFURBISH CORONA HYDROELECTRIC GENERATOR COOLERS
104890 COPPER BASIN SODIUM HYPOCHLORITE TANK REPLACEMENT
104894 CB-20 AND PM-26 FLOWMETER REPLACEMENT
104900 CRA AND IRON MOUNTAIN RESERVOIR PANEL REPAIRS
104901 DVL VIEWPOINT ROAD SECURITY UPGRADES
104902 CRA HOUSING IMPROVEMENTS - RENOVATION OF HOUSES
104905 SERVICE CONNECTION LA-35 SLIDE GATE OPERATOR
104910 DVL VISITOR CENTER EXTERIOR LIGHTING REPLACEMENT
104914 FAIRPLEX AND WALNUT PCS VALVES REPLACEMENT
104917 HINDS POOL REFURBISHMENT
104921 EAGLE MOUNTAIN POOL REFURBISHMENT
104924 WEST VALLEY FEEDER NO. 1 - DE SOTO VALVE STRUCTURES IMPROVEMENTS
104927 CASA LOMA CANAL PANEL REPAIR
104939 VALLEY VIEW HYDROELECTRIC GENERATOR REFURBISHMENT
104942 EAGLE ROCK OPERATION CONTROL CENTER & INCIDENT COMMAND CENTER ROOF REPL.
104954 HEADQUARTERS BUILDING PHYSICAL SECURITY IMPROVEMENTS - STAGE 1
104958 SKINNER ORP SWITCHGEAR BATTERY REPLACEMENT
104961 LAKE MATHEWS FENCING SECURITY UPGRADE
104965 SERVICE CONNECTION CENB-29 EQUIPMENT RELOCATION
104971 SKINNER SPILLWAY REHABILITATION
104976 WATER ORDERING & EVENT SCHEDULING SYSTEM
105001 SERVICE CONNECTION WB-2A & WB-2B EQUIPMENT RELOCATION
105002 SEPULVEDA WEST VALLEY, AND EAST VALLEY FEEDERS INTERCONNECTION
105003 LEARNING MANAGEMENT (LMS) UPGRADE
105006 SEPULVEDA FEEDER PCCP DEL AMO BLVD. URGENT REPAIR
105009 CRA INTAKE BUOY LINE REPLACEMENT
105023 SCADA NETWORK FIBER OPTIC SWITCH REPLACEMENT
105026 SKINNER ELECTRICAL EQUIPMENT BUILDING 1 & 2
105029 SKINNER ACCUSONIC FLOWMETER REPLACEMENT
105039 FOOTHILL FEEDER - CASTAIC VALLEY BLOW-OFF VALVES REPLACEMENT
105060 CRA-WHITEWATER EROSION PROTECTION STRUCTURE
105061 LOWER FEEDER STANDPIPE #22 REHABILITATION
105064 OC 88 FIRE SYSTEM PROTECTION UPGRADES
105070 SERVICE CONNECTION FLOWMETER REPLACEMENT
105085 JENSEN OZONE DIFFUSER RELIABILITY UPGRADES
105098 LOWER FEEDER BLOW-OFF DRAIN LINE REPLACEMENTS
105101 JENSEN FILTER EFFLUENT TURBIDIMETER RELIABILITY
105107 LA VERNE BUILDING 40 COMPRESSED AIR UPGRADES
105108 INTAKE BANK PHASE 2 PHASE C TRANSFORMER REHABILITATION
105110 MILLS EMERGENCY GENERATOR PLC UPGRADE
105114 SECOND LOWER FEEDER PCCP REHABILITATION - REACH 8
105118 PERRIS BYPASS PIPELINE SUMP PUMP REPLACEMENT
105120 SKINNER PLANT 1 FILTER INFLUENT FOREBAY BAFFLE BOARDS REPLACEMENT
105121 SKINNER DRY POLYMER, EMERGENCY GENERATOR & PLC
105123 CENTRAL BASIN 48 BUBBLER AREA ACCESS IMPROVEMENTS
105136 PLANNING & ANALYSIS BUDGETING SYSTEM
105137 RIALTO FEEDER STA 3820+00 MANHOLE REPLACEMENT
105164 SAN DIEGO PIPELINE 1 RAINBOW TUNNEL LINER REHABILITATION
105167 SAN GABRIEL PCS ELECTRICAL REPLACEMENTS
105172 ALLEN MCCOLLOCH PIPELINE PCCP 2021 URGENT RELINING
105195 RIALTO FEEDER VALVE REPLACEMENT
105201 OC-89 AND OC-90 FLOW METER REPLACEMENT
105203 ETIWANDA PIPELINE LINING REPLACEMENT - STAGE 3
105235 SEPULVEDA HEP TAILRACE COATINGS
105238 RIALTO PIPELINE REHABILITATION
105240 WEST VALLEY FEEDER NO. 1 STRUCTURES - PIPING IMPROVEMENTS
105292 WEST ORANGE COUNTY FEEDER BLOWOFF DRAIN LINE REHAB ENGINEERING CHANGE
105300 WB-06B METER REPLACEMENT PROJECT
105332 EM-04A FLOW METER REPLACEMENT
105353 FOOTHILL FEEDER EXPOSURE
105369 UPPER FEEDER EMERGENCY EXPANSION JOINT REPLACEMENT
105393 SEPULVEDA CANYON PCS TO VENICE PCS VALVE REPLACEMENTS
105409 SAN DIEGO CANAL CONCRETE LINER REPAIR SITE 622
105443 SEPULVEDA FEEDER CFRP URGENT RELINING
105623 SAN DIEGO CANAL CONCRETE LINER REPLACEMENT AT THREE SITES
108TH STREET PRESSURE CONTROL STRUCTURE REHABILITATION
108TH STREET PRESSURE CONTROL STRUCTURE VALVE REPLACEMENT
109907 DVL VISITOR'S CENTER IMPROVEMENTS
15112 JENSEN PLT. SEC SYS
15114 GARVEY RESERVOIR O&M CENTER
15120 MILLS FILT PLT, EXPANSION 2
15121 SAN DIEGO PIPELINE 6
15122 INLAND FEEDER PROGRAM
15123 DIAMOND VALLEY LAKE PROGRAM
15125 ETIWANDA POWER PLANT
15143 PRELIMINARY STUDY FOR PERRIS AREA
15144 PRELIMINARY STUDY FOR LK MATHEWS & WEYMOUTH
15162 WEST VALLEY AREA STUDY

TABLE 3
CONVEYANCE, DISTRIBUTION, AND STORAGE SYSTEM COSTS

Description**Distribution Facilities**

15173 JENSEN & MILLS FILT PLTS, ORP
 15221 FEASIBILITY STUDY OF FOOTHILL AREA STUDY
 15222 WATER QUALITY, DEMONSTRATION, SCALE TESTING
 15247 UNION STATION LONG-TERM HEADQUARTERS FACILITY
 15275 WATER QUALITY, CRYPTOSPORIDIUM ACTION PLAN
 15305 MILLS FILT PLT, FINAL DESIGN AND CONSTRUCTION OF WAREHOUSE
 15318 SAN DIEGO PPLN 3 BYPASS
 15334 DIAMOND VALLEY LAKE RESERVOIR RECREATION PLAN
 15346 CHLORINE CONTAINMENT & HANDLING FACILITY
 15363 DIEMER TP, SOLIDS HANDLING & WATER RECLAMATION
 15369 WEYMOUTH TREATMENT PLANT, CAPITAL IMPROVEMENT PROGRAM, PHASE I
 15379 YORBA LINDA FEEDERBYPASS
 15388 SKINNER FILT PLT, ORP
 15389 DIEMER FILT PLT, ORP
 15391 POWER RELIABILITY AND ENERGY CONSERVATION
 15410 SKINNER FILT PLT, EXPANSION 4
 15414 ALL FILTRATION PLANTS, FLOURIDATION SYSTEM
 15427 RIALTO PIPELINE IMPROVEMENTS
 15447 QUAGGA MUSSEL CONTROL PROGRAM
 15450 AGREEMENT WITH ALAMEDA CORRIDOR EAST CONSTRUCTION AUTHORITY
 1ST BBL 1ST SAN DIEGO AQUEDUCT CAPITAL OBLIGATION
 2ND BBL 1ST SAN DIEGO AQUEDUCT CAPITAL OBLIGATION
 2ND LWR FDR.W.ORANGE CNTY.FDR.INTERCONN.STRUCT.INSTALL.REM.CTRL.
 2ND S D AQUEDUCT:6 13" PIPE SIPHONS-STA. BET.244+04-979+32 (SCH SDXP)
 42" CONICAL PLUG VALVE REPLACEMENT
 A-02
 A-05
 A-06
 ACCESS ROAD FOR WEST VALLEY FEEDERS 1 & 2 UPPER PORTION OF EAST POTAL RD. IMPROV
 ACCUSONIC FLOW METER UPGRADE
 ACCUSTIC FIBER OPTIC MONITORING OF PCCP LINES
 ACOUSTIC FIBER MONITORING OF PCCP LINES
 ADVANCED WATER TREATMENT DEMONSTRATION FACILITY
 ALAMEDA CORRIDER-EAST (ACE) CONSTRUCTION AUTHORITY RELOCATION/ORANGE CTY FEEDER
 ALAMEDA CORRIDOR PIPELINE
 ALL AMERICAN COACHELLA LINING
 ALL FACILITIES - WATER DISCHARGE ELIMINATION
 ALL FACILITIES, INSPECTION AND REPLACEMENT OF CRITICAL VACUUM
 ALL FACILITIES, INSPECTION AND REPLACEMENT OF CRITICAL VACUUM VALVES
 ALL FEEDERS - MANHOLE LOCKING DEVICE RETROFIT
 ALL PUMP PLTS, REPL CO2 CYLINDERS, REHAB CONTROLS
 ALL PUMPING PLANTS - INSTALL HYPOCHLORINATION STATIONS
 ALLEN MCCOLLOCH PIPELINE 2010 REFURBISHMENT
 ALLEN MCCOLLOCH PIPELINE CATHODIC PROTECTION
 ALLEN MCCOLLOCH PIPELINE INTERCONNECTIONS
 ALLEN MCCOLLOCH PIPELINE LOCAL CONTROL MODIFICATIONS
 ALLEN MCCOLLOCH PIPELINE PCCP 2021 URGENT RELINING
 ALLEN MCCOLLOCH PIPELINE PCCP REHABILITATION- 2021 URGENT RELINING
 ALLEN MCCOLLOCH PIPELINE REPAIR
 ALLEN MCCOLLOCH PIPELINE REPAIR - CARBON FIBER LINING REPAIR
 ALLEN MCCOLLOCH PIPELINE REPAIR - SERVICE CONNECTIONS UPGRADES
 ALLEN MCCOLLOCH PIPELINE REPAIR - STATION 276+63
 ALLEN MCCOLLOCH PIPELINE REPAIR - SURGE SUPPRESSION SYSTEM AT OC88A
 ALLEN MCCOLLOCH PIPELINE REPAIR - VALVE ACTUATOR REPLACEMENTS
 ALLEN MCCOLLOCH PIPELINE REPAIR SERVICE CONNECTIONS SIMPLIFICATION
 ALLEN MCCOLLOCH PIPELINE REPAIRS, STAGE 2
 ALLEN MCCOLLOCH PIPELINE STRUCTURE - ROOF SLAB REPAIRS
 ALLEN MCCOLLOCH PIPELINE VALVE VAULT REPAIRS
 ALLEN MCCOLLOCH PIPELINE, 2010 URGENT REPAIRS
 ALLEN MCCOLLOCH PIPELINE, STA 208+00 TO 226+00
 ALLEN MCCOLLOCH PIPELINE, VALVE VAULT REPAIRS
 ALLEN MCCOLLOCH PPLN (AMP), FLOW CONTROL MODIFICATION
 ALLEN MCCOLLOCH PPLN STRUCTURE, ROOF SLAB REPAIRS
 ALLEN_MCCOLLOCH PIPELINE (AMP) FLOWMETERS UPGRADE
 ALLEN-MCCOLLOCH CORROSION/INTERFERENCE MITIGATION, STATION 719+34 TO 1178+02
 ALLEN-MCCOLLOCH PIPELINE
 ALLEN-MCCOLLOCH PIPELINE OC-76 TURNOUT RELOCATION
 ALLEN-MCCOLLOCH PIPELINE PCCP CARBON FIBER JOINT REPAIRS
 ALLEN-MCCOLLOCH PIPELINE PCCP CARBON FIBER JOINT REPAIRS
 ALLEN-MCCOLLOCH PIPELINE PCCP REHAB. - PRELIMINARY DESIGN
 ALLEN-MCCOLLOCH PIPELINE PCCP REHABILITATION
 ALLEN-MCCOLLOCH PIPELINE REFURBISHMENT - STAGE 2
 ALLEN-MCCOLLOCH PIPELINE REPAIR
 ALLEN-MCCOLLOCH PIPELINE REPAIR, VALVE ACTUATOR (103289)
 ALLEN-MCCOLLOCH PIPELINE REPAIRS
 ALLEN-MCCOLLOCH PIPELINE VALVE AND SERVICE CONNECTION VAULT REPAIRS
 ALLEN-MCCOLLOCH PIPELINE
 ALLEN-MCCOLLOCH PIPELINE-DOWN PAYMENT
 A-MISC
 AMP - CURRENT YEAR
 AMP -SERVICE CONNECTIONS UPGRADES
 AMP -VALVE ACTUATOR REPLACEMENTS
 AMP CARBON FIBER LINING
 AMP COMPLETION RESOLUTION RIGHT OF WAY ISSUES
 AMP SERVICE CONNECTION UPGRADES
 AMP, BAKER INTERCONNECTIONS

TABLE 3
CONVEYANCE, DISTRIBUTION, AND STORAGE SYSTEM COSTS

Description**Distribution Facilities**

AMR - RTU UPGRADE - PHASE 2
 ANODE WELL REPLACEMENT FOR ORANGE COUNTY AND RIALTO FEEDERS
 APPIAN WAY VALVE REPLACEMENT
 ARROW HIGHWAY PROPERTY DEVELOPMENT
 ARROYO SECO SPILLWAY REVISION
 ASPHALT REHABILITATION AT WEYMOUTH FINISHED WATER RESERVOIR
 ASPHALT REPAIRS TO PERIMETER OF SEPULVEDA PCS
 ASSESS THE CONDITION OF METROPOLITAN'S PRESTRESSED CONCRETE CYLINDER PIPE
 ASSESS THE CONDITIONS OF MET'S
 ASSESSMENT OF PRESTRESSED CONCRETE CYLINDER PIPELINES - PHASE 3
 AULD VALLEY AND RED MOUNTAIN CONTROL STRUCTURES UPGRADES
 AULD VALLEY CONTROL STRUCTURE AREA FACILITIES
 AULD VALLEY PIPELINE
 AULD VALLEY PIPELINE, STA 74+98.55
 AUTOMATED RESERVOIR WATER QUALITY MONITORING
 AUTOMATIC METER READING SYSTEM - RTU UPGRADE PHASE 2
 AUTOMATIC METER READING SYSTEM UPGRADE
 AUTOMATIC METER READING UPGRADE
 AUTOMATION COMMUNICATION UPGRADE
 AUTOMATION DOCUMENTATION SURVEY F/A
 AUXILIARY SPILLWAY AT SANTA ANA RIVER
 B-01 VENTURI FLOWMETER REPLACEMENT
 B-02
 B-03
 B-05
 BADLANDS TUNNEL SURGE TANK FACILITY
 BAR 97- ENHANCED AREA VEHICLE TESTING
 BAR 97, ENHANCED AREA VEHICLE TESTING
 BATTERY MONITORING SYSTEM FOR AUTOMATIC METER READING SYSTEM
 BH-01
 BH-02
 BIXBY VALVE REPLACEMENT
 BLACK METAL MOUNTAIN ELECTRICAL TRANSFORMER
 BOX SPRING FEEDER REPAIR, PHASE 2
 BOX SPRINGS FDR AND CONTROL STRUCTURE-PRESSURE CONTL STRUC
 BOX SPRINGS FEEDER - PHASE I
 BOX SPRINGS FEEDER AND CONTROL STRUCTURE-SCH 317
 BOX SPRINGS FEEDER AND CONTROL STRUCTURE-SCH 318
 BOX SPRINGS FEEDER BROKEN BACK REPAIR
 BOX SPRINGS FEEDER BROKEN BACK REPAIR PHASE I
 BOX SPRINGS FEEDER PHASE 3 AND 4 ENVIRONMENTAL MITIGATION
 BOX SPRINGS FEEDER PHASE 3 AND 4 ENVIRONMENTAL MONITORING
 BOX SPRINGS FEEDER REPAIR
 BOX SPRINGS FEEDER REPAIR - PHASE II
 BOX SPRINGS FEEDER REPAIRS PHASE 3 AND PHASE 4
 BOX SPRINGS FEEDER SECTION REPLACEMENT, PHASE 3 AND PHASE 4
 BOX SPRINGS FEEDER, STA 453+00 TO 466+00
 BOX SPRINGS FEEDER-PROT STA 18+70 TO 19+30 & 21+05 TO 21+65
 BOX SPRINGS FEEDER-PROT STA 18+70 TO 19+30 & 21+05 TO 21+66
 BREA LATERAL
 BURBANK LATERAL SCHEDULE 38SC
 BURBANK LATERAL EXTENSION
 BURBANK PUMP STATION FOR DELIVERY TO SERVICE CONNECTION B5A
 C&D CRANE INSTALLATION AT OC-88 PUMPING PLANT
 C-02
 C-03
 CA-01
 CA-02
 CAJALCO CREEK DAM MANHOLE COVER RETROFIT
 CAJALCO CREEK DETENTION DAM
 CAJALCO CREEK DETENTION DAM SPILLWAY ACCESS ROAD
 CAL-01
 CALABASAS FEEDER CARBON FIBER /BROKEN BACK REPAIR
 CALABASAS FEEDER ENHANCEMENT
 CALABASAS FEEDER INTERFERENCE MITIGATION
 CALABASAS FEEDER PCCP REHABILITATION - PRELIMINARY DESIGN
 CALABASAS FEEDER PCCP REHABILITATION
 CALABASAS FEEDER REPAIR, STUDY
 CALABASAS FEEDER STAGE 1 AND 2 REPAIRS
 CALABASAS FEEDER STRAY CURRENT DRAIN STATION, CONST. PHASE
 CANAL OUTLET AND SCREENING STRUCTURE (SCH 5)
 CAPACITY FEE FROM CASTAIC LAKE WATER AGENCY FOR USE OF FOOTHILL FDR
 CAPITAL PROGRAM FOR PROJECTS COSTING LESS THAN \$250,000
 CAPITAL PROGRAM FOR PROJECTS COSTING LESS THAN \$250,000 FOR FY 2010/11
 CAPITAL PROJECTS COSTING LESS THAN \$250,000 FOR FY2008-09
 CARBON CREEK MAINTENANCE CENTER
 CARBON CREEK PRESSURE CONTROL STRUCTURE ROOF REPLACEMENT
 CARBON CREEK PRESSURE CONTROL STRUCTURE SEISMIC ASSESSMENT
 CARBON CREEK PRESSURE CONTROL STRUCTURE SEISMIC RETROFIT
 CASA LOMA AND SAN DIEGO CANAL LINING STUDY - PART 2
 CASA LOMA CANAL PANEL REPAIR
 CASA LOMA CANAL, SCHEDULE 11C (SPEC NO. 554)
 CASA LOMA SIPHON #1 & SAN JANCINTO PIPELINE PROTECTION
 CASA LOMA SIPHON #1 AND SAN JANCINTO PIPELINE PROTECTION
 CASA LOMA SIPHON BARREL 1 & 2 DVL AND SD CANAL FLOW METER REPLACEMENT
 CASA LOMA SIPHON BARREL NO. 1 - PERMANENT REPAIRS

TABLE 3
CONVEYANCE, DISTRIBUTION, AND STORAGE SYSTEM COSTS

Description**Distribution Facilites**

CASA LOMA SIPHON BARREL NO. 1 JOINT REPAIR
 CASA LOMA SIPHON NO 1, CASA LOMA CANAL & SAN DIEGO CANAL FLOW METER REPLACEMENT
 CASA LOMA SIPHON NO. 1, CASA LOMA CANAL & SAN DIEGO CANAL FLOW METER REPLACEMENT
 CASTAIC SIPHONS & PIPELINES(FOOTHILL FDR.) SCH. 201,203,204,206,207 & 209
 CASTAIC,SAUGUS, PLACERITA TUNNELS
 CAST-IRON BLOW OFF REPLACEMENT, PHASE 4
 CATHODIC PROTCTION SYS & STRAY CURRENT RIALTO PPLNS
 CATHODIC PROTECTION FOR THE FOOTHILL FEEDER
 CATHODIC PROTECTION OF THE ORANGE COUNTY FEEDER FROM STATION 1467+15 TO STATION 2053+97
 CATHODIC PROTECTION RECTIFIERS
 CATHODIC PROTECTION SYS.UPGRADES FOR THE MIDDLE CROSS FEEDER
 CATHODIC PROTECTION SYSTEM EAST ORANGE COUNTY FDR NO. 2
 CATHODIC PROTECTION SYSTEM UPGRADES
 CB-01
 CB-03
 CB-05
 CB-07
 CB-09
 CB-10
 CB-12
 CB-16
 CB-20 AND PM-26 FLOWMETER REPLACEMENT
 CB-MISC
 CCP-PHASE 2 CONSTRUCTION
 CDAA REIMBURSABLE DECEMBER 2011 STORM DAMAGE
 CDAF FLUORIDATION TREATMENT PLT
 CDSRP - DISCHARGE ELIMINATION
 CDSRP - ENTRAINED AIR IN UPPER FEEDER PIPELINE STUDY
 CDSRP - SEPULVEDA FEEDER REPAIRS
 CDSRP - SEPULVEDA TANKS RECOATING
 CENB-01
 CENB-02
 CENB-04
 CENB-05
 CENB-06
 CENB-07
 CENB-08
 CENB-09
 CENB-10
 CENB-11
 CENB-12
 CENB-13
 CENB-14
 CENB-15
 CENB-16
 CENB-17
 CENB-18
 CENB-20
 CENB-21
 CENB-22
 CENB-23
 CENB-24
 CENB-25
 CENB-26
 CENB-27
 CENB-28
 CENB-29
 CENB-30
 CENB-31A
 CENB-33
 CENB-34
 CENB-35
 CENB-37
 CENB-38
 CENB-39
 CENB-40
 CENB-42
 CENB-43
 CENB-44
 CENB-45
 CENB-46
 CENB-47
 CENB-48
 CENB-49
 CENB-50
 CENB-51
 CENB-52
 CENB-53
 CENB-54 METER REPLACEMENT
 CENB-MISC
 CENTRAL BASIN, 48 BUBBLER AREA ACCESS IMPROVEMENT
 CENTRAL CONTROL SYSTEM - ORANGE COUNTY
 CENTRAL POOL AUGMENTATION - TUNNEL AND PIPELINE & RIGHT-OF-WAY ACQUISITION
 CENTRAL POOL AUGMENTATION (CPA) PROGRAM - PIPELINE AND TUNNEL ALIGNMENT
 CENTRAL POOL AUGMENTATION AND WATER QUALITY PROJECT (CPAWQP)
 CENTRALIZED CONTROL SYSTEM- EAGLE ROCK

TABLE 3
CONVEYANCE, DISTRIBUTION, AND STORAGE SYSTEM COSTS

Description**Distribution Facilities**

CENTRALIZED CONTROL SYSTEM- GENERAL DESIGN
 CHEMICAL INVENTORY AND USAGE REWRITE AND ELECTRICAL. SYSTEM LOG
 CHEMICAL UNLOADING FACILITY RETROFIT
 CHEVALIER FALCON MILLING MACHINE
 CHINO BASIN MWD FACILITIES
 CHLORAMINE BOOSTER STATION AT THREE LOCATIONS WITHIN THE TREATED WATER DISTRIBUTION SYSTEMS
 CHUCKWALLA MONITORING WELLS
 CLWA-01T
 CM-02
 CM-04
 CM-05
 CM-06
 CM-07
 CM-08
 CM-09
 CM-11
 CM-12
 CM-13
 C-MISC
 COACHELLA CANAL LINING, ENVIRONMENTAL MITIGATION
 COASTAL JUNCTION BYPASS
 COASTAL JUNCTION REVERSE FLOW BYPASS
 COASTAL PRESSURE CONTROL STRUCTURE ROOF REPLACEMENT
 COLLIS AVENUE VALVE REPLACEMENT
 COLLIS VALVE REPLACEMENT
 COLORADO RIVER AQUEDUCT CASA LOMA SIPHON BARREL NO. 1 PROJECT NO. 2 - PERMANENT REPAIRS
 COLORADO RIVER AQUEDUCT CASA LOMA SIPHON BARREL NO. 1 REPLACEMENT
 COLORADO RIVER AQUEDUCT CASA SIPHON
 COLORADO RIVER AQUEDUCT CONVEYANCE REALIABILITY, PHASE II RPRS AND INSTR
 COLORADO RIVER AQUEDUCT MILE 12 FLOW MONITORING STATION UPGRADES PROJECT
 COLORADO RIVER AQUEDUCT, HEAD GATES REHABILITATION
 COMMUNICATIONS EQUIPMENT MONITORING SYSTEM
 COMMUNICATIONS STRUCTURE ALARM MONITORING
 COMPREHENSIVE INFORMATION SECURITY ASSESSMENT PHASE III
 COMPTON LATERAL EXTENSION
 COMPTON LATERAL EXTENSION SCHEDULE 39A
 COMPTON LATERAL SCHEDULE 28SC
 CONE CAMP INTERTIE BYPASS PIPELINE REPAIR
 CONSTRUCTION OF HOUSING FACILITIES- 4 HOUSES ON DISTRIBUTION SYSTEM
 CONSTRUCTION PHASE 2
 CONTRACT & LITIGATION TASKS -CONTRACT # 1396
 CONTROL SYSTEM DATA STORAGE AND REPORTING
 CONTROL SYSTEM DRAWING & DOCUMENTATION UPDATE
 CONTROL SYSTEM ENHANCEMENT PROGRAM (CSEP) - DIGITAL SUBNET STANDARDIZATION
 CONTROL SYSTEM ENHANCEMENT PROGRAM IMPLEMENTATION
 CONTROL SYSTEMS AUTOMATION COMMUNICATION UPGRADE
 CONTROLS COMMUNICATIONS FRAME RELAY CONVERSION - APPROPRIATED
 CONVERSION OF DEFORMATION SURVEY MONITORING AT GENE WASH, COPPER BASIN, AND DIEMER BASIN 8
 CONVEYANCE & DISTRIBUTION SYSTEM REHAB, PHASE II
 CONVEYANCE AND DISTRIBUTION SYSTEM - REHABILITATION PROGRAM
 CONVEYANCE AND DISTRIBUTION SYSTEM ELECTRICAL STRUCTURES REHABILITATION
 CONVEYANCE AND DISTRIBUTION SYSTEM HYDAULIC PILOT VALVE STANDARIZATION
 CONVEYANCE AND DISTRIBUTION SYSTEM HYDRAULIC PILOT VALVE STANDARDIZATION
 CONVEYANCE AND DISTRIBUTION SYSTEM REHABILITATION PROGRAM (CDSRP) - CURRENT DRAIN STATIONS
 COOPER BASIN SECURITY NETWORK CONNECTIVITY
 COPPER BASIN ICS
 COPPER BASIN INTERIM CHLORINATION SYSTEM
 COPPER BASIN SODIUM HYPOCHLORITE TANK REPLACEMENT
 CORONA POWER PLANT REPLACE EMERGENCY GENERATOR
 CORROSION MATERIALS TESTING FACILITY SCADA UPGRADE
 COTTAGE AT COYOTE CREEK
 COTTAGE AT SANTA ANA CANYON HOUSE #110-D
 COVINA PCS REHABILITATION – STAGE 1
 COVINA PCS UPGRADES
 COVINA PRESSURE CONTROL FACILITY
 COVINA PRESSURECONTROL FACILITY
 COYOTE CREEK HEP/PCS EMERGENCY STANDBY GENERATOR
 COYOTE CREEK HEP/PCS EMERGENCY STANDBY GENERATOR REPLACEMENT
 COYOTE CREEK NORTHERN PERIMETER LANDSCAPING
 COYOTE CREEK PRESSURE CONTROL STRUCTURE
 COYOTE PRESSURE CONTROL STRUCTURE ROOF REPLACEMENT
 CPA PIPELINE & TUNNEL ALIGNMENT
 CPA PIPELINE & TUNNEL ALIGNMENT - NON FUNDED PORTION
 CPA PIPELINE & TUNNEL ALIGNMENT - STUDY
 CPA WATER TREATMENT PLANT - NON FUNDED PORTION
 CPA WATER TREATMENT PLANT - RIGHT OF WAY - PHASE 2
 CPAWQP - PHASE 2
 CPAWQP - STUDY AND LAND ACQUISITION - CONTINGENCY
 CPAWQP - STUDY AND LAND ACQUISITION - PIPELINE & TUNNEL ALIGNMENT - STUDY
 CPAWQP - STUDY AND LAND ACQUISITION - RIGHT-OF-WAY-ACQUISITION
 CPAWQP - STUDY AND LAND ACQUISITION - WATER TREATMENT PLANT - RIGHT OF WAY - PHASE 2
 CPAWQP - STUDY AND LAND ACQUISITION - WATER TREATMENT PLANT - STUDY
 CRA - PC-1 EFFLUENT OPEN CHANNEL TRASH RACK
 CRA ACQUEDUCT ISOLATION GATES REPLACEMENT
 CRA CABAZON & POTRERO SHAFT COVERS
 CRA CHOLLA WASH CUT AND COVER CONDUIT LINING

TABLE 3
CONVEYANCE, DISTRIBUTION, AND STORAGE SYSTEM COSTS

Description**Distribution Facilities**

CRA CONTROL INTEGRATION
 CRA HOUSING IMPROVEMENTS - RENOVATION OF HOUSES
 CRA PROTECTIVE SLAB AT STATION 805+00 (MM14.3)
 CRA PROTECTIVE SLAB AT STATION 9704+77
 CRA WHITEWATER TUNNEL 2, STA 9710+00 TO 9780+00
 CRA, STA 9480+00 TO 9530+00
 CRA-WHITWATER EROSION PROTECTION STRUCTURE
 CRITICAL LOCK IDENTIFICATION AND CHANGE-OUT
 CROSS CONNECTION PREVENTION PROGRAM - PHASE II CONSTRUCTION
 CROSS CONNECTION PREVENTION PROGRAM, PHASE II CONSTRUCTION
 CROSS CONNECTION PREVENTION PROJECT, COMPLETE PRELIM DESIGN
 CROSS CONNECTION PREVENTION PROJECT, COMPLETE PRELIMINARY DESIGN AND CEQA DOCUMENTATION
 CRW FOR REPLENISHMENT AT USG3
 CSEP - ELECTRONIC SYSTEM LOG (ESL)
 CSEP - ENERGY MANAGEMENT SYSTEM PHASE II
 CSEP - ENHANCED DISTRIBUTION SYSTEM CONTROL PROJECT
 CSEP - IMPLEMENTATION
 CSEP - OPERATIONS & BUSINESS DATA INTEGRATION PILOT
 CSEP - PLANT INFLUENT REDUNDANT FLOW METERING AND SPLITTING
 CSEP - PLC PHASE 2 - LIFE-CYCLE REPLACEMENT
 CSEP - PLC STANDARDIZATION
 CSEP - PLC STANDARDIZATION PHASE II
 CSEP - POWER MANAGEMENT SYSTEM
 CSEP - WATER PLANNING APPLICATION
 CSEP IMPLEMENTATION
 CSEP- SMART OPS (FORMERLY REAL TIME OPERATIONS SIMULATION)
 CULVER CITY FEEDER: STA.0+12.07 TO 261+00, SCH. 62, 63,64 (SPEC NO. 512)
 CURRENT DRAIN STATIONS
 CWE, \$4.67M CAPITAL COSTS TO BE PAID BY MWD
 DAM REHABILITATION & SAFETY IMPROVEMENTS ST. JOHN'S CANYON CHANNEL EROSION MITIGATION
 DANBY TOWER FOUNDATION INVESTIGATION AND SHORT TERM MITIGATION
 DARBY TOWERS FOUNDATION REHABILITATION
 DECEMBER STORM DAMAGE 2010 FEMA DR 1952
 DELTA PROPERTIES INFRASTRUCTURE IMPROVEMENTS
 DEODERA PCS PAVEMENT UPGRADE & BETTERMENT
 DESERT BRANCH - REPLACE STOLEN COPPER GROUND WIRE FOOTINGS/GROUNDING, AND COPPER PIPING
 DESERT BRANCH PUMP PLANT AUXILIARY (STATION SERVICE)
 DESERT BRANCH, PURCHASE & INSTALL 5 PORT VIDEO CONFERENCING
 DESERT FACILITIES DOMESTIC WATER GAC SYSTEM INSTALLATION
 DESERT HIGH VOLTAGE TRANSMISSION TOWERS - REPLACE COPPER GROUND WIRES ON
 DESERT PUMP PLANTS, REPLACE AUXILIARY TRANSFORMERS (103102)
 DETAIL SEISMIC EVALUATION OF WATER STORAGE TANK
 DETAILED RELIABILITY IMPROVEMENTS OF THE LOS ANGELES COUNTY OPERATING REGION
 DETAILED RELIABILITY IMPROVEMENTS OF THE ORANGE COUNTY OPERATING REGION - STAGE 1
 DFP - ELIMINATE BACKUP GENERATOR TIE-BUS & INSTALL MANUAL TRANSFER SWITCH FOR CHLORINE SCRUBBER
 DIAMOND VALLEY LAKE VISITORS CENTER BUILDING IMPROVEMENTS
 DIEMER CHLORINE MASS FLOW METER REPLACEMENT
 DIEMER FACILITY & VEHICLE PLANT DESIGN
 DIEMER FEMA FIRE DAMAGE
 DIEMER FILTR. PLANT- REPLACE TURBINE DEEP WELL PUMP
 DIEMER FILTRATION PLANT - SLOPE REPAIR
 DIEMER MAIN ROAD REBURBISHMENT
 DIEMER MAIN ROAD REFURBISHMENT
 DIEMER OZONE COOLING WATER ALTERNATIVE SOURCE
 DIEMER PLANT INFLUENT FLOWMETER
 DIEMER PLANT NORTH STORM DRAIN REPLACEMENT (103132)
 DIEMER PLANT, ENTRANCE RELOCATION
 DIEMER PLANT, HABITAT CONSERVATION
 DIEMER PLANT, NORTHWEST HILL
 DIEMER PLANT, WEST AREA SITE GRADING
 DIEMER PLT-POWER DIST.CTR.FOR 2ND LOWER FDR. & E.ORANGE CTY.FEEDER
 DIEMER USED WASHWATER PUMP STATION PHASE II
 DIEMER, REPLACE WILLOWGLEN RTU
 DIRECTIONAL SIGNS FOR DIAMOND VALLEY LAKE FACILITY
 DISCHARGE ELIMINATION
 DISCOUNTS & LIQUIDATING DAMAGES ON E & A WB-1 (SPEC NO. 524)
 DIST SYS-AIR RELEASE & VAC VALVE MODS
 DISTN SYSTEM REPLACE AREA CONTROL SYSTEMS
 DISTN SYSTEM SPILL CONTAINMENT & REMEDIATION
 DISTN SYSTEM TYPE
 DISTN SYSTEM, STATIONARY CORROSION REFERENCE ELECTRODES
 DISTRIBUTION PIPELINES
 DISTRIBUTION SYS - TYPE "M" METER REPLACEMENT
 DISTRIBUTION SYS - TYPE "M" METER REPLACEMENT (RETIREMENT)
 DISTRIBUTION SYSTEM - CCPP CONSTRUCTION PACKAGES 9,11,12
 DISTRIBUTION SYSTEM - METRO GREENLINE ELECTROLYSIS MONITORING
 DISTRIBUTION SYSTEM - STANDPIPE STRENGTHENING PROGRAM
 DISTRIBUTION SYSTEM - STATIONARY CORROSION REFERENCE
 DISTRIBUTION SYSTEM - TREATED WATER CROSS CONNECTION PREVENTION PROJECT - FINAL DESIGN & CONSTRUCTION
 DISTRIBUTION SYSTEM AIR RELEASE AND VAC VALVE MODS
 DISTRIBUTION SYSTEM ASSESSMENTS/UPGRADES OF LOS ANGELES COUNTY
 DISTRIBUTION SYSTEM ASSESSMENTS/UPGRADES OF RIVERSIDE AND SAN DIEGO COUNTY
 DISTRIBUTION SYSTEM ASSESSMENTS/UPGRADES OF SAN BERNARDINO COUNTY
 DISTRIBUTION SYSTEM CONTROL & EQUIP UPGRADE - ENHANCED DISTRIB. SYSTEM AUTOMATION PHASE I
 DISTRIBUTION SYSTEM EQUIPMENT & INSTRUMENTATION UPGRADES
 DISTRIBUTION SYSTEM EQUIPMENT AND INSTRUMENTATION UPGRADES

TABLE 3
CONVEYANCE, DISTRIBUTION, AND STORAGE SYSTEM COSTS

Description**Distribution Facilities**

DISTRIBUTION SYSTEM INFRASTRUCTURE PROTECTION IMPROVEMENTS FOR ORANGE COUNTY
DISTRIBUTION SYSTEM ONLINE ANALYZERS REPLACEMENT
DISTRIBUTION SYSTEM REHABILITATION PROGRAM - ASSESS THE STATE OF MWD'S DISTRIBUTION SYSTEM
DISTRIBUTION SYSTEM RELIABILITY
DISTRIBUTION SYSTEM REPLACEMENT OF AREA CONTROL SYSTEMS - WILLOWGLEN RTUS ADMINISTRATION
DISTRIBUTION SYSTEM REPLACEMENT OF AREA CONTROL SYSTEMS (DSRACS)
DISTRIBUTION SYSTEM, CCPP CONSTRUCTION PACKAGES 9, 11, 12
DISTRIBUTION SYSTEM, TREATED WATER CROSS CONNECTION PREVENTION PROGRAM
DISTRIBUTION SYSTEM, TREATED WATER CROSS CONNECTION PREVENTION PROJECT_FINAL DESI
DISTRIBUTION SYSTEM-REPLACE FLOWMETERS
DISTRIBUTION SYSTEM-REPLACE FLOWMETERS (RETIREMENT)
DISTRIBUTION SYSTEM-REPLACE MECHICAL METERS
DISTRIBUTION SYSTEM-REPLACE MECHICAL METERS - PHASE 2 (RETIREMENT)
DISTRICT WIDE - ENHANCED VAPOR RECOVERY PHASE 2 GASOLINE DISPENSING
DISTRICTWIDE VALVE REHABILITATION AND IMPROVEMENTS
DOMINGUEZ CHANNEL PRESSURE RELIEF STRUCTURE IMPROVEMENTS
DROUGHT RESPONSE WESTSIDE PUMP STATION
DSRACS - OPERATIONS CONTROL CENTER - CONTRACT #1396
DSRACS - SKINNER AREA
DSRACS - SOFTWARE DEVELOPMENT COST
DSRACS - WEYMOUTH
DVL & CONTROL SYSTEM REPLACEMENT INVESTIGATION & PREPARATION FOR PRELIMINARY DESIGN
DVL QUAGGA MUSSEL CONTROL FACILITY
DVL VIEWPOINT ROAD SECURITY UPGRADES
DVL VISITOR CENTER EXTERIOR LIGHTING REPLACEMENT
DVL, WORK PACKAGE 3, SAN DIEGO CANAL RELOCATION
DVL, WORK PACKAGE 46, SAN DIEGO PIPELINE
DWCV-01
DWCV-5
DWR-LAKE PERRIS DISSOLVED OXYGEN ENHANCEMENT PROJ
EAGLE EQUIPMENT WASH AREA UPGRADE
EAGLE MOUNTAIN POOL REFURBISHMENT
EAGLE ROCK - ASPHALT REHABILITATION
EAGLE ROCK - FIRE PROTECTION AT THE WESTERN AREA OF THE EAGLE ROCK CONTROL CENTER PERIMETER GROUNDS
EAGLE ROCK CANYON CROSSING SCHEDULE 12C
EAGLE ROCK CHLORINE STATION
EAGLE ROCK CONNECTION AND LATERAL SCHEDULE 12P (SPEC NO. 395)
EAGLE ROCK CONTROL BUILDING
EAGLE ROCK CONTROL BUILDING SECOND STORY STRUCTURE
EAGLE ROCK CONTROL CENTER FIREHYDRANT
EAGLE ROCK CONTROL TOWER CATHODIC PROTECTION REHABILITATION
EAGLE ROCK LATERAL INTERCONNECTION REPAIR
EAGLE ROCK MAIN BUILDING ROOF REPLACEMENT
EAGLE ROCK MAIN BUILDING ROOF REPLACEMENT - STUDY
EAGLE ROCK OCC - REHAB CONTROL ROOM
EAGLE ROCK OPERATION CONTROL CENTER & INCIDENT COMMAND CENTER ROOF REPLACEMENT
EAGLE ROCK OPERATIONS CONTROL CENTER
EAGLE ROCK RESIDENCE CONVERSION
EAGLE ROCK TOWER AND PUDDINGSTONE SPILLWAY GATES REHABILITATION
EAGLE ROCK TOWER DISTRIBUTION SYSTEM UPGRADES
EAGLE ROCK TOWER SLIDEGATE REHABILITATION
EAGLE ROCK TOWER, SLIDE GATES REHABILITATION
EAGLE ROCK-PALOS VERDES FEEDER SCHEDULE 21SC
EAGLE ROCK-PALOS VERDES FEEDER SCHEDULE 22SC
EAGLE ROCK-PALOS VERDES FEEDER SCHEDULE 23SC
EAGLE ROCK-PALOS VERDES FEEDER SCHEDULE 24SC
EAGLE ROCK-PALOS VERDES FEEDER SCHEDULE 25SC
EAST INFLUENT CHANNEL REPAIR PROJECT
EAST LAKE SKINNER BYPASS AND BYPASS NO. 2 SCREENING STRUCTURE UPGRADE
EAST LAKE SKINNER BYPASS AND BYPASS NO.2 SCREENING STRUCTURE UPGRADE (SUSPENSE)
EAST OC FEEDER NO. 2 SERVICE CONNECTION A-06
EAST ORANGE COUNTY FDR NO.2, PRELIMINARY ENGINEERING
EAST ORANGE COUNTY FDR. DISSIPATOR STRUCTURE
EAST ORANGE COUNTY FEEDER #2 REPAIR
EAST ORANGE COUNTY FEEDER #2 SEISMIC RETROFIT
EAST ORANGE COUNTY FEEDER NO 2 CATHODIC PROTECTION SYSTEM REHABILITATION
EAST ORANGE COUNTY FEEDER NO. 2 SEISMIC RETROFIT AT DIEMER WATER TREATMENT PLANT
EAST ORANGE COUNTY FEEDER NO. 2 SERVICE CONNECTION A-6 REHABILITATION
EAST ORANGE COUNTY FEEDER NO. 2 SERVICE CONNECTION OC-44A VALVE REPLACEMENT
EAST ORANGE COUNTY FEEDER NO.2- MWD'S PORTION
EAST ORANGE COUNTY FEEDER, SCHEDULE 81P
EAST ORANGE COUNTY FEEDER, STA 990+00 TO 1100+00
EAST VALLEY FEEDER (FORMERLY CALLEGUAS CONDUIT)
EAST VALLEY FEEDER -RELOCATION AT HOLLYWOOD WAY
EAST VALLEY FEEDER- STRUCTURE MODIFICATIONS
EAST VALLEY FEEDER VALVE STRUCTURE ELECTRICAL UPGRADE
EAST VALLEY FEEDER, STA 649+00 TO 664+00
EAST WEST CONVEYANCE SYSTEM IMPROVEMENTS
EASTERN AND DESERT REGIONS PLUMBING RETROFIT
EASTERN METROPOLITAN WATER DISTRICT FACILITIES
EASTERN REGION DISTR SYS CATHODIC PROTECTION REMOTE MONITORING REFURBISHMENT
EASTERN REGION PCCP JOINT MODIFICATION 2012
EASTERN REGION PCCP JOINT MODIFICATIONS
E-DISCOVERY STORAGE MANAGEMENT SYSTEM UPGRADE
EGIS INFRASTRUCTURE UPGRADE
ELECTRIC CURRENT DRAIN STATION INSTALLATIONS

TABLE 3
CONVEYANCE, DISTRIBUTION, AND STORAGE SYSTEM COSTS

Description**Distribution Facilities**

ELECTRICAL SERVICE- LOWER FEEDER CONTROL TOWER
 ELECTRICAL UPGRADES AT 15 STRUCTURES IN THE ORANGE COUNTY REGION (STAGE 1)
 ELECTRICAL UPGRADES AT 15 STRUCTURES, OC REGION
 ELECTROMAGNETIC INSPECTION OF PCCP LINES
 ELECTROMAGNETIC INSPECTIONS OF PCCP LINES
 ELECTRONIC SYSTEM LOG (ESL)
 EM-01
 EM01 SERVICE CONNECTION UPGRADE
 EM-04A
 EM-04A FLOW METER REPLACEMENT
 EM-05
 EM-08
 EM-10
 EM-11
 EM-12A
 EM-12B
 EM-13
 EM-14
 EM-14 FLOW MAGMETER REPLACEMENT
 EM-17
 EM-18
 EM-19
 EM-21 FLOW MAGMETER REPLACEMENT
 ENCASUREMENT OF P.V. FEEDER- SAN BERNARDINO FREEWAY
 ENERGY MANAGEMENT SYSTEM - PHASE 2
 ENHANCED DISTRIBUTION SYSTEM AUTOMATIC FLOW TRANSFERS SOFTWARE REDEVELOPMENT
 ENHANCED DISTRIBUTION SYSTEM AUTOMATION PHASE I
 ENHANCED DISTRIBUTION SYSTEM AUTOMATION PHASE II
 ENHANCED DISTRIBUTION SYSTEM CONTROL
 ENLARGE FOOTHILL FEEDER CONTROL STRUCTURE
 ENTRY CONTROL POINT STANDARDIZATION AND PERIMETER DEFENSE STUDY
 ENVIRONMENTAL REGULATORY AGREEMENTS AND OTHER REGULATORY AGENCY
 EOCHF2 OC-44B VALVE REPLACEMENT STA. 1239+29
 EQUIPMENT - 1ST SAN DIEGO AQUEDUCT
 EQUIPMENT UPGRADE AT THE NORTH PORTAL OF THE HOLLYWOOD TUNNEL
 ETIWAND PPLN-REPLACE TURNOUT STRUCTURE
 ETIWANDA / RIALTO PIPELINE INTER-TIE CATHODIC PROTECTION
 ETIWANDA AUTOMATIC VOLTAGE REGULATOR REPLACEMENT
 ETIWANDA CAVITATION FACILITY INFRASTRUCTURE REHABILITATION
 ETIWANDA CAVITATION TEST FACILITY COMMUNICATION AND CONTROL SYSTEM REPLACEMENT
 ETIWANDA HEP NEEDLE VALVE OPERATORS
 ETIWANDA PIPELINE - LINING REPLACEMENT
 ETIWANDA PIPELINE - RIALTO PIPELINE TO UPPER FEEDER
 ETIWANDA PIPELINE AND CONTROL FACILITY - RIGHT OF WAY
 ETIWANDA PIPELINE AND CONTROL FACILITY - AS BUILTS
 ETIWANDA PIPELINE AND CONTROL FACILITY - CATHODIC PROTECTION
 ETIWANDA PIPELINE AND CONTROL FACILITY - EMERGENCY DISCHARGE CONDUITS
 ETIWANDA PIPELINE AND CONTROL FACILITY - LANDSCAPING AND IRRIGATION
 ETIWANDA PIPELINE AND CONTROL FACILITY - RESIDENCES
 ETIWANDA PIPELINE AND CONTROL FACILITY - RIALTO FEEDER TO UPPER PIPELINE
 ETIWANDA PIPELINE CATHODIC PROTECTION
 ETIWANDA PIPELINE LINING REPAIRS
 ETIWANDA PIPELINE LINING REPLACEMENT
 ETIWANDA PIPELINE LINING REPLACEMENT - STAGE 3
 ETIWANDA PIPELINE RELINING - PHASE 3
 ETIWANDA PIPELINE SOUTH - STA. 332+00 TO 349+00 & UPPER FEEDER - STA. 1078+00 TO 1083+00 PROTECTION
 ETIWANDA PUMP STATION
 ETIWANDA RESERVOIR - EXTEND OUTLET STRUCTURE
 ETIWANDA TEST FACILITY
 EXPIRED AND/OR MISC. LAND COSTS TRANSFERRED FROM LAND (12105)
 F-01 CHECK VALVE REPLACEMENT
 F-02
 F-03
 F-04
 F-05
 F-06
 F-08
 F-09
 FACILITY AND PROCESS RELIABILITY ASSESSMENT
 FAIRPLEX AND WALNUT PCS VALVES REPLACEMENT
 FEMA 2005 STORM DAMAGE, EASTERN REGION
 FEMA 2005 STORM DAMAGE, WESTERN REGION
 FEMA CORROSION CONTROL EQUIPMENT
 FEMA FLOW CONTROL STRUCTURE
 FEMA OLINDA PRESSURE CONTROL FACILITY
 FEMA PROJECT 700049
 FEMA PROJECT 701208
 FEMA PROJECT 701211
 FEMA PROJECT 701222
 FEMA PROJECT 701223
 FEMA PROJECT 701269
 FEMA PROJECT 701271
 FEMA PROJECT 701273
 FEMA PROJECT 701274
 FEMA PROJECT 701277
 FEMA PROJECT 701278

TABLE 3
CONVEYANCE, DISTRIBUTION, AND STORAGE SYSTEM COSTS

Description**Distribution Facilities**

FEMA PROJECT 701279
 FEMA PROJECT 701281
 FEMA PROJECT 701285
 FEMA PROJECT 701287
 FEMA PROJECT 701288
 FEMA PROJECT 701289
 FEMA PROJECT 701303
 FEMA PROJECT 701323
 FEMA PROJECT 701381
 FEMA PROJECT 701485
 FEMA PROJECT 701487
 FEMA PROJECT 701510
 FEMA PROJECT 701538
 FEMA PROJECT 701623
 FEMA PROJECT 701628
 FEMA PROJECT 701631
 FEMA PROJECT WORKSHEET PW 1019
 FEMA RED MT. HYDRO PLANT
 FEMA SANTA ANA RIVER BRIDGE CROSSING
 FIELD FACILITY-PURCHASE SIGNS FO AMERICANS W/DISABILITIES
 FILTER ISOLATION GATE AND BACKWASH CONTROL WEIR COVERS MODULES 1- 6
 FIRST SAN DIEGO ACQUEDUCT- REPLACE SLIDE GATES
 FIVE DELIVERY CONNECTION WEST BASIN
 FLEET MANAGEMENT SYSTEM
 FLOW METER MODIFICATION
 FLOW METER REPLACEMENT
 FLOW METER REPLACEMENT PROJECT
 FLOWMETER MODIFICATION - LAKE SKINNER INLET, ETIWANDA EFFLUENT & WADSWORTH CROSS CHANNEL
 FM-01
 FOOTHILL & SEPULVEDA FEEDER PCCP CARBON FIBER JOINT REPAIRS
 FOOTHILL AND SEPULVEDA FEEDER PCCP CARBON FIBER JOINT REPAIRS
 FOOTHILL AREA STUDY
 FOOTHILL FDR.,RIALTO PIPELINE-CONSTN. OF CHLORINE DIFFUSION STRUCTURE
 FOOTHILL FDR.-SCH.269 & 270, PIPELINE ,HERMOSA AVE. TO CITRUS AVE.
 FOOTHILL FDR.-SCH.271 & 272, PIPELINE CITRUS AVE. TO DWR. DEVIL CANYON
 FOOTHILL FEEDER - CASTAIC VALLEY BLOW-OFF VALVES REPLACEMENT
 FOOTHILL FEEDER - MAGAZINE CANYON SITE IMPROVEMENT
 FOOTHILL FEEDER ACOUSTIC FIBER OPTIC PCCP MONITORING SYSTEM
 FOOTHILL FEEDER ADEN AVE REHABILITATION
 FOOTHILL FEEDER ADEN AVE. REHABILITATION
 FOOTHILL FEEDER BLOW OFF VALVES REPLACEMENT
 FOOTHILL FEEDER CARBON FIBER REPAIR
 FOOTHILL FEEDER CATHODIC PROTECTION
 FOOTHILL FEEDER CONTROL STRUCTURE
 FOOTHILL FEEDER HYDROELECTRIC PLANT RUNNER REPLACEMENT
 FOOTHILL FEEDER MAGAZINE CANYON SHAFT
 FOOTHILL FEEDER PCS VALVE REPLACEMENT
 FOOTHILL FEEDER PIPELINE REPLACEMENT PROJECT
 FOOTHILL FEEDER POWER PLANT EXPANSION
 FOOTHILL FEEDER REPAIR @ SANTA CLARITA RIVER
 FOOTHILL FEEDER RIALTO PIPELINE- SCH 268 (CAMPUS AV. TO HERMOSA AV.)
 FOOTHILL FEEDER RIALTO PIPELINE- SCH. 264 &265(SAN DIMAS TO THMP.CRK)
 FOOTHILL FEEDER RIALTO PIPELINE- SCH. 266 & 267
 FOOTHILL FEEDER- SAN FERNANDO TUNNEL
 FOOTHILL FEEDER, CARBON FIBER REPAIRS
 FOOTHILL FEEDER, DALTON ADIT
 FOOTHILL FEEDER, SAN DIMAS WASH
 FOOTHILL FEEDERSYSTEM- SAN DIMAS FACILITIES, 2ND STAGE
 FOOTHILL FOR SAN FERNANDO TNL-GATE STRCTR LIGHTING & ALARM SYSTEM
 FOOTHILL HYDROELECTRIC RUNNER REPLACEMENT
 FOOTHILL PCS - UNINTERRUPTIBLE POWER SOURCE SYSTEMS INSTALLATION
 FOOTHILL PCS FLOOD PUMP INSTALLATION DESIGN DOCUMENTATION
 FOOTHILL PCS INTERNAL VALVE LINERS UPGRADE
 FOOTHILL FEEDER EXPOSURE
 FUEL MANAGEMENT SYSTEM
 FUTURE SYSTEM RELIABILITY PROGRAM
 G-02
 G-03
 GARBANI WATER DELIVERY PIPELINE
 GARVEY RESERVOIR - HYPOCHLORITE FEED SYSTEM
 GARVEY RESERVOIR - INSTALL HYPOCHLORINATION STATIONS
 GARVEY RESERVOIR - LOWER ACCESS PAVING ROAD & DRAINS
 GARVEY RESERVOIR CONTROL VALVES REPLACEMENT
 GARVEY RESERVOIR HYPOCHLORITE FEED SYSTEM
 GARVEY RESERVOIR SITE DRAINAGE REPAIRS AND MODIFICATIONS
 GARVEY RESERVOIR SODIUM HYPOCHLORITE FEED SYSTEM REHABILITATION
 GARVEY-ASCOT CROSS CONN: STA. 134+00 TO 147+00 (SPEC NO. 401 & 410)
 GARVEY-ASCOT CROSS FEEDER- REPLACE VALVE
 GATE NO 3 - 1ST SAN DIEGO AQUEDUCT
 GENE & IRON POOLS
 GENE AIR CONDITIONING SYSTEM REPLACEMENT
 GENE AIR CONDITIONING SYSTEM REPLACEMENT (103562)
 GENE MESS HALL AIR CONDITIONING UNIT
 GENE SPARE PARTS WAREHOUSE IMPROVEMENTS
 GLENDALE 01 SERVICE CONNECTION REHAB
 GLENDALE-01 SERVICE CONNECION REHABILITATION AND UPGRADE

TABLE 3
CONVEYANCE, DISTRIBUTION, AND STORAGE SYSTEM COSTS

Description**Distribution Facilities**

GLENDALE-01 SERVICE CONNECTION REHABILITATION
 GLENDORA TUNNEL
 GLENDORA TUNNEL- CORROSION CNTRL SYS
 GREG AVE PCS FACILITY REHABILITATION
 GREG AVE. PCS-SURGE TANK, REPLACE INTERIOR LINING
 GREG AVENUE CONTROL STRUCTURE VALVE REPLACEMENT
 GREG AVENUE CONTROL STRUCTURE VALVE REPLACEMENT (103265)
 GREG AVENUE PCS - PUMP MODIFICATIONS AND NEW CONTROL BUILDING
 GREG AVENUE PCS CONTROL BUILDING INTERIOR REHABILITATION
 GREG AVENUE PCS- SURGE TANK, REPLACE INTERIOR LINING
 HEADQUARTERS HVAC SYSTEM EQUIPMENT UPGRADES
 HINDS GARAGE ASBESTOS SHEETING REPLACEMENT
 HOLLAND ROAD DRAINAGE MODIFICATION
 HOLLYWOOD TUNNEL (SPEC NO. 329)
 HOLLYWOOD TUNNEL NORTH PORTAL EQUIPMENT UPGRADES
 HOUSE AT EAGLE ROCK
 HOUSE AT NORTH PORTAL OF HOLLYWOOD TUNNEL
 HR IMPROVEMENT PLANT PROJECT - PHASE II
 HVAC MODIFICATIONS FOR ELECTRICAL SAFETY AND RELIABILITY
 HYDRAULIC MODELING PROJECT
 HYDROELECTRIC PLANT CARBON DIOXIDE (CO2) FIRE SUPPRESSION SYSTEM MODIFICATIONS
 HYDROELECTRIC POWER PLANT (HEP) DISCHARGE ELIMINATION
 IAS PROJECTS - CPA
 IAS PROJECTS - DVL-SKINNER
 IAS PROJECTS - MILLS SUPPLY RELIABILITY
 IMPROVEMENTS TO PUDDINGSTONE SPILLWAY ON UPPER FEEDER
 INGLEWOOD LATERAL IMPROVEMENT
 INLAND FEEDER AND LAKEVIEW PIPELINE INTERTIE
 INLAND FEEDER RIALTO FEEDER INTERTIE
 INLAND FEEDER TO CITRUS RESERVOIR AND PUMP STATION INTERCONNECTIONS
 INLAND FEEDER/SBVMWD FOOTHILL PUMPING STATION INTERTIE
 INLAND FOR SYSTEM- BOX SPRINGS FEEDER
 INLAND PCSUST REMOVAL & AST INSTALLATION
 INSPECTION OF THE ALLEN-MCCOLLOCH PIPELINE
 INSTALL FLOWMETER INST. AT DEVIL CANYON/ RIALTO
 INSTALL MOTION SENSORS IN NEW EXPANSION
 INSTALL TEST LEADS AT FOUR LOCATIONS
 INSTALL TEST STATIONS ON 32 BURIED INSULATION JOINTS
 INSULATION JOINT TEST STATIONS
 INTAKE PUMPING PLANT - UNDER FREQUENCY PROTECTION RELAY UPGRADE
 INTAKE ROAD- WIDEN BRIDGE
 INTERCONNECT & PRESURE CONTROL STRUCTURE AT LOWER & OC FDR.
 INTERCONNECT EAST ORANGE COUNTY FDR. NO.2 & ORG COUNTY FDR. (SPEC #681)
 IOC - 2ND BBL 1ST SAN DIEGO AQUEDUCT
 IOC - 2ND LOWER & W ORANGE CO FEEDERS, INTERCONNECT STRUCTURE REMOTE CONTROL
 IOC - ACCUSONIC FLOW METER UPGRADE
 IOC - ALLEN MCCOLLOCH PIPELINE REPAIR
 IOC - ALLEN-MCCOLLOCH PIPELINE
 IOC - AULD VALLEY PIPELINE
 IOC - BOX SPRINGS FEEDER FABRICATION & INSTALLATION OF STEEL PIPE
 IOC - CATHODIC PROTECTION, EAST ORANGE COUNTY FDR 2
 IOC - CENTRALIZED CONTROL SYSTEM
 IOC - DIEMER HABITAT CONSERVATION PLAN
 IOC - DISTN SYSTEM REPLACE AREA CONTROL SYSTEMS
 IOC - DISTN SYSTEM SPILL CONTAINMENT & REMEDIATION
 IOC - DISTRIBUTION SYS TYPE "M" METER REPLACEMENT
 IOC - DISTRIBUTION SYSTEM, MULTIPLE ADDRESS SPECTRUM SYSTEM
 IOC - EAGLE ROCK OPERATIONS CONTROL CENTER
 IOC - EAST VALLEY FEEDER, RELOCATION AT HOLLYWOOD WAY
 IOC - EAST VALLEY FEEDER, STRUCTURE MODIFICATIONS
 IOC - ENLARGE FOOTHILL FEEDER CONTROL STRUCTURE
 IOC - ETIWANDA PIPELINE CATHODIC PROTECTION
 IOC - FOOTHILL FDR, ELEC PWR BLOWOFF/CHLOR STRUCTURE
 IOC - FOOTHILL FEEDER, SAN FERNANDO TUNNEL, GATE STRUCTURE LIGHTING & ALARM SYST
 IOC - GREG AVENUE PCS, SURGE TANKS, REPLACE INTERIOR LINING
 IOC - INSPECTION OF THE ALLEN-MCCOLLOCH PIPELINE
 IOC - INTAKE ROAD, WIDEN BRIDGE
 IOC - JENSEN FILT PLANT, NEW INFLUENT CONDUIT
 IOC - LA VERNE FACILITIES, MATERIAL TESTING LABORATORY MODIFICATION
 IOC - LA VERNE FACILITY, CORROSION MATERIAL TEST PLANT
 IOC - LA VERNE MATERIAL TEST LAB, REPLACE COOLING SYSTEM
 IOC - LAKE PERRIS BYPASS PIPELINE
 IOC - LAKE PERRIS PUMPBACK FACILITY
 IOC - LAKE PERRIS PUMPBACK FACILITY EXPANSION
 IOC - LOW LEVEL TEHACHAPI TUNNEL, FEASIBILITY STUDY
 IOC - LOWER FEEDER PROTECTION, IMPERIAL HWY AT ATSF RR TRACKS, SANTA FE SPRNGS
 IOC - LOWER FEEDER, RELOCATE AT IMPERIAL HIGHWAY, STA 2163+50
 IOC - MILLS FILT PLT, ADMIN BLDG EXPANSION
 IOC - MILLS PLANT, SERVICE CONNECTION WR-24A TURNOUT STRUCTURE
 IOC - MINOR CAPITAL PROJECTS FY 1988/89 - INGLEWOOD LATERAL
 IOC - MINOR CAPITAL PROJECTS, BOX SPRINGS FDR, INSTALL CHLORINE DIFUSER
 IOC - MINOR CAPITAL PROJECTS, YORBA LINDA FEEDER
 IOC - MWD SHARE OF DESIGN AND CONSTRUCTION OF SC LA-35
 IOC - NEWHALL TUNNEL STEEL LINER
 IOC - NEWHALL TUNNEL, INSTALL LINER
 IOC - NEWHALL TUNNEL, LINER REPAIR

TABLE 3
CONVEYANCE, DISTRIBUTION, AND STORAGE SYSTEM COSTS

Description**Distribution Facilites**

IOC - OLINDA PCS VIBRATION STUDY
 IOC - OLINDA PCS, SECURITY FENCING AND PAVING
 IOC - ORANGE CO FDR, DESIGN & CONSTRUCT FLOW CTRL FAC
 IOC - ORANGE COUNTY FEEDER SERVICE CONN A-1, RELOC METER CABINET & ELEC SERV
 IOC - ORANGE COUNTY FEEDER, RELOCATION BETWEEN STA 473+21-52 & 473+5-82
 IOC - PALOS VERDE FEEDER, WASHINGTON PCS, PLATFORMS/LADDERS
 IOC - PALOS VERDES FDR WASHINGTON ST PCS
 IOC - PALOS VERDES FEEDER CATHODIC PROTECTION SYSTEM
 IOC - PALOS VERDES FEEDER, 108TH ST PCS, INSTALL ELECTRIC VALVE OPERATORS
 IOC - PALOS VERDES FEEDER, RELOCATE HARBOR AND ARTESIA FREEWAYS
 IOC - PIPELINES AND FEEDERS, CONSTRUCTION STANDPIPE BRACING
 IOC - PV MIDDLE CROSS, MIDDLE FEEDERS, ELECTROLYSIS TEST STATION
 IOC - REFURBISH SERVICE CONNECTION, LOWER MIDDLE FEEDER
 IOC - REPLACEMENT OF 75 UNDERGROUND FUEL STORAGE TANKS, ALL FACILITIES
 IOC - RIALTO PIPELINE AT DEVIL'S CANYON
 IOC - RIALTO PIPELINE, DELIVERY FACILITIES FOR CYCLIC STORAGE
 IOC - RIALTO PPLN, INSTALL 2 CATHODIC PROTECTION SYSTEM
 IOC - SAN DIEGO CANAL ENLARGEMENT PHASE 2
 IOC - SAN DIEGO CANAL MODIFICATION, 5 ADDITIONAL SIPHONS
 IOC - SAN DIEGO PPLN 3 BYPASS
 IOC - SAN DIEGO PPLNS 4 & 5 CORROSION CTRL SYS
 IOC - SAN DIEGO PIPELINE 5, SCH SD-17, TEMECULA TO DELIVERY POINT
 IOC - SAN DIEGO PIPELINE.5, SCH SD-17, TEMECULA TO DELIVERY POINT
 IOC - SAN DIEGO PPLN 5, SCH SD-16, SKINNER TO TEMECULA (SPEC NO. 1065)
 IOC - SANTA ANA CROSS FEEDER, RELOCATE FLOWER STREET STORM DRAINAGE
 IOC - SANTA MONICA FEEDER, SUNSET RELIEF STRUCTURE, MODIFY STA 433022
 IOC - SEPULVEDA FDR, SCH 123 CORROSION MITIGATION
 IOC - SERVICE CONN DW-CV-4, WHITE WATER SIPHON (2ND BARREL), STA 9698+00
 IOC - SERVICE CONNECTION DW-CV-4, VALVE STRUCTURE & SIPHON, STA 9698+00
 IOC - SKINNER BYPASS PIPELINE CHLORINATION SYSTEM
 IOC - STRUCTURE MODIFICATIONS TO SAN DIEGO PIPELINE'S # 1 AND 2
 IOC - TESTING PROGRAM AT YORBA LINDA TEST FACILITY
 IOC - UPPER FEEDER CATHODIC PROTECTION SCH 25
 IOC - UPPER FEEDER SANTA ANA RIVER BRIDGE SEISMIC MODIFICATION
 IOC - UPPER FEEDER, MANHOLE MODIFICATION, STATION 1464+50
 IOC - UPPER FEEDER, MANHOLE MODIFICATION, STATION 1495+54
 IOC - UPPER FEEDER, MANHOLE MODIFICATION, STATION 1757+86
 IOC - UPPER FEEDER, MODIFY PUDDINGSTONE SPILLWAY, STA 1950+62.71
 IOC - UPPER FEEDER, ROAD ACCESS TO SANTA ANA BRIDGE
 IOC - WEST ORANGE COUNTY FEEDER PCS, INSTALL 480V 3 PHASE ELEC SERVICE
 IOC - WEST ORANGE COUNTY FEEDER RELOCATION AT STA 456+00
 IOC - WEST ORANGE COUNTY FEEDER, RELOCATE STATIONS 132+16 TO 132+74
 IOC - WEST VALLEY FACILITIES STUDY
 IOC - YORBA LINDA FEEDER BYPASS
 IRON MOUNTAIN - TRANSFORMER OIL TANK RELOCATION
 JENSEN & MILLS OXIDATION RETROFIT
 JENSEN AND WESTERN REGION ELECTRICAL CONTROLS REHABILITATION
 JENSEN DISTRIBUTION SYSTEM - REPLACEMENT OF AREA CONTROL SYSTEMS - CONTRACT # 1396
 JENSEN EGEN UST UPGRADE - LINE LEAK DETECTOR INSTALLATION
 JENSEN FILTER BACKWASH BIOLOGICAL CONTROL SYSTEM
 JENSEN FILTER EFFLUENT TURBIDIMETER RELIABILITY
 JENSEN FILTR. PLANT- NEW INFLUENT CONDUIT
 JENSEN FILTR. PLANT- TURBIDIMETERS
 JENSEN FILTRATION PLANT - REPLACE ADMINISTRATION BUILDING AIR CONDITIONING
 JENSEN FILTRATION PLANT - ROAD RECONSTRUCTION
 JENSEN IRRIGATION LINE REPLACEMENT
 JENSEN OUTLET CHLORINE DIFFUSER AND SAMPLE PUMP MODIFICATIONS
 JENSEN OZONE SYSTEM PLC CONTROL & COMMUNICATION EQUIPMENT UPGRADE
 JENSEN PLANT- SERVICE CONNECTION - LA 25
 JENSEN PLANT-BY PASS PIPELINE
 JENSEN SOLAR FACILITY
 JENSEN/CANYON FEMA FIRE DAMAGE
 KIMBERLY STORM CHANNEL-ORANGE COUNTY FEEDER (ORG CONST)
 LA VERNE BUILDING 40 COMPRESSED AIR UPGRADES
 LA VERNE FACILITIES - BRIDGEPORT E-2-PATH
 LA VERNE FACILITIES - ENERGY CONSERVATION ECM1 - 10
 LA VERNE FACILITIES - EXPANSION OF THE SANITARY SEWER
 LA VERNE FACILITIES - HAZARDOUS WASTE STORAGE
 LA VERNE FACILITIES - MAIN TRANSFORMERS REPLACEMENT
 LA VERNE FACILITIES - MATERIAL TESTING LABORATORY MODIFICATION
 LA VERNE FACILITIES - MATERIALS TESTING LABORATORY
 LA VERNE FACILITIES - REPLACEMENT OF FLOCCULATOR STUB SHAFT - BASINS 1 & 2
 LA VERNE FACILITIES, UPPER FDR PUDDINGSTONE SPILLWAY, CROSS CONNECTION
 LA VERNE FACILITY-CORROSION MATERIAL TEST PLT
 LA VERNE MACHINE SHOP - AIR CONDITIONING UNIT REPLACEMENT
 LA VERNE MACHINE SHOP - REPAIR HORIZONTAL BORING MILL
 LA VERNE MACHINE SHOP SWAMP COOLER REPLACEMENT (103929)
 LA VERNE PIPELINE
 LA-02
 LA-03
 LA-04
 LA-06
 LA-07
 LA-08
 LA-09
 LA-10

TABLE 3
CONVEYANCE, DISTRIBUTION, AND STORAGE SYSTEM COSTS

Description**Distribution Facilities**

LA-11
 LA-12
 LA-13
 LA-15
 LA-16
 LA17A AND LA17C VENTURI FLOWMETERS REPLACEMENT
 LA-21A
 LA-22
 LA-23
 LA-24
 LA-25
 LA-30
 LA-31
 LA-33
 LA-35
 LA-35 DISCHARGE STRUCTURE REPAIRS
 LA-35 DISCHARGE STRUCTURE REPAIRS
 LADWP CONNECTION IN MAGAZINE CANYON
 LAKE MATHEWS - CONSTRUCTION OF BACKUP COMPUTER FACILITIES
 LAKE MATHEWS - DIVERSION TUNNEL WALKWAY REPAIR
 LAKE MATHEWS - FACILITY WIDE EMERGENCY WARNING AND PAGING SYSTEM
 LAKE MATHEWS - FOREBAY MCC ROOF IMPROVEMENT
 LAKE MATHEWS - MAIN DAM TOE SEEPAGE COLLECTION
 LAKE MATHEWS - MULTIPLE SPECIES MANAGER'S OFFICE & RESIDENCE
 LAKE MATHEWS - RENOVATION OF BLDGS. 8 & 15, GENERAL ASSEMBLY & ADMIN. BLDG. OFFICE AREAS
 LAKE MATHEWS - RETROFIT LOWER ENTRANCE GATE SWING ARM
 LAKE MATHEWS FACILITIES WIDE EMERGENCY WARNING/PAGING SYSTEM
 LAKE MATHEWS FACILITY OFFICE MODERNIZATION PROJECT
 LAKE MATHEWS FENCING SECURITY UPGRADE
 LAKE MATHEWS FOREBAY MCC ROOF IMPROVEMENT
 LAKE MATHEWS HEADWORKS- REPLACE TWO VALVES (WO #3543)
 LAKE MATHEWS HEAVY AND LIGHT VEHICLE SHOP PROPANE TANKS
 LAKE MATHEWS MAIN DAM TOE SEEPAGE COLLECTION
 LAKE MATHEWS RETROFIT LOWER ENTRANCE GATE SWING ARM
 LAKE PERRIS BY PASS PIPELINE
 LAKE PERRIS BY PASS PIPELINE- CLAIMS
 LAKE PERRIS BYPASS PIPELINE EXPLORATION
 LAKE PERRIS BYPASS PIPELINE RELINING
 LAKE PERRIS DISSOLVED OXYGEN ENHANCEMENT (CAPITAL PORTION)
 LAKE PERRIS EMERGENCY STANDBY GENERATOR AND TRANSFER SWITCH REPLACEMENT
 LAKE PERRIS EMERGENCY STANDBY GENERATOR SYSTEM REPLACEMENT
 LAKE PERRIS EMERGENCY STANDBY GENERATOR SYSTEM REPLACEMENT (103909)
 LAKE PERRIS PIPELINE RELINING
 LAKE PERRIS PUMPBACK FACILITY
 LAKE PERRIS PUMPBACK FACILITY EXPANSION
 LAKE PERRIS PUMPBACK FACILITY-EXPANSION NO.2
 LAKE SKINNER - AERATOR AIR COMPRESSOR REPLACEMENT
 LAKE SKINNER - OUTLET TOWER VALVE REHABILITATION
 LAKE SKINNER - REPLACEMENT AERATOR RING
 LAKE SKINNER AERATOR AIR COMPRESSOR REPLACEMENT
 LAKE SKINNER AREA DISTRIBUTION SYSTEM VALVE REPLACEMENT
 LAKE SKINNER BYPASS PIPELINE #2 AND #3
 LAKE SKINNER C&D BUILDING REHABILITATION
 LAKE SKINNER CATHODIC PROTECTION
 LAKE SKINNER DAM ROAD REHAB
 LAKE SKINNER EAST BYPASS SCREENING STRUCTURES
 LAKE SKINNER EAST BYPASS STRUCTURE REHABILITATION
 LAKE SKINNER OUTLET TOWER CHLORINE SYSTEM MODIFICATION
 LAKE SKINNER OUTLET TOWER VALVE
 LAKE SKINNER WEST BYPASS SCREENING STRUCTURE
 LAKE SKINNER WEST BYPASS SCREENING STRUCTURE REHABILITATION
 LAKE VIEW PIPE LINE REPAIRS
 LAKE VIEW PIPELINE- SCH. 310,312 AND 313
 LAKE VIEW PIPELINE/INLAND FEEDER PCS ABOVE GROUND STORAGE TANK FOR DIESEL FUEL
 LAKE VIEW PIPELINE-INSTALL CATHODIC PROTECTION-STATION 2210+00
 LAKEVIEW DELIVERY STRUCTURE ISOLATION GATES
 LAKEVIEW PIPELINE - REPLACE VACUUM/AIR RELEASE
 LAKEVIEW PIPELINE CATHODIC PROTECTION SYSTEM
 LAKEVIEW PIPELINE CATHODIC PROTECTION SYSTEM REHABILITATION
 LAKEVIEW PIPELINE IMPROVEMENTS
 LAKEVIEW PIPELINE LEAK REPAIR AT ST 2510+49
 LAKEVIEW PIPELINE RELINING
 LAKEVIEW PIPELINE RELINING - STAGE 2
 LAKEVIEW PIPELINE RELINING - STAGE 3
 LAKEVIEW PIPELINE REPAIR
 LAKEVIEW PIPELINE UPGRADE
 LAKEVIEW PIPELINE, REPLACE VACUUM/AIR RELEASE
 LA-MISC
 LAVERNE - REPLACE COOLING SYS - MAT'L TEST LAB
 LAVERNE - RREPLACE COOLING SYSTEM - MATERIAL TEST LAB (PROJECT 100866)
 LAVERNE FACILITY - MATERIALS TESTING LAB RENOVATION
 LB-02
 LB-03
 LB-04
 LB-07
 LB-08

TABLE 3
CONVEYANCE, DISTRIBUTION, AND STORAGE SYSTEM COSTS

Description**Distribution Facilities**

LB-MISC

LIVE OAK RESERVOIR BYPASS PIPELINE CATHODIC PROTECTION
LIVE OAK RESERVOIR PIPELINE CATHODIC PROTECTION
LIVE OAK RESERVOIR PIPELINES CATHODIC PROTECTION
LONG BEACH LATERAL : SECTIONALIZING VALVE STRUCTURE
LONG BEACH LATERAL EXTENSION SCHEDULE 41P (SPEC NO. 342)
LONG BEACH LATERAL SCHEDULE 26SC (SPEC NO. 293)
LOS ANGELES COUNTY NORTH C AND D REGION ELECTRICAL STRUCTURES REHAB
LOS ANGELES COUNTY SOUTH C AND D REGION ELECTRICAL STRUCTURES REHAB
LOW LEVEL TEHACHAPI TUNNEL- FEASIBILITY STUDY
LOWER FDR, SCHEDULE 80SC, MISCELLANEOUS CREDITS
LOWER FDR, SCHEDULE 80SC, MISCELLANEOUS CREDITS
LOWER FDR: CAJALCO TUNNEL TO CORONA PIPELINE, SCH 71P
LOWER FDR: CAJALCO TUNNEL: STA. 1+00 TO 80+00 (SPEC NO. 413)
LOWER FDR: STA. 988+54.00 TO 1031+52.75 (SCH. 75P)
LOWER FDR:STA. 77+45 TO 282+50(CAJALCO TNL.TO E. BND.OF CORONA) SCH 70P
LOWER FDR-RELOCATE IN IMPERIAL HIGHWAY, STA 2163+50
LOWER FEEDER - CATHODIC PROTECTION
LOWER FEEDER AIR ENTRAINMENT IMPROVEMENT
LOWER FEEDER BLOW-OFF DRAIN LINE REPLACEMENTS
LOWER FEEDER CATHODIC PROTECTION SYSTEM REHABILITATION
LOWER FEEDER- CONSTRUCTION OF BLOWOFF STRUCTURE AT STA. 80+40
LOWER FEEDER PROTECTION, IMPERIAL HWY AT ATSF RR TRACKS, SANTA FE SPRNGS
LOWER FEEDER STANDPIPE #22 REHABILITATION
LOWER FEEDER WR 33 - AREA REPAIR AND REMEDIATION
LOWER FEEDER, ALLEN MCCOLCOCH
LOWER FEEDER, SCHEDULE 79C
LOWER FEEDER, SCHEDULE 80SC
LOWER FEEDER, STA 359+10
LOWER FEEDER, STA 421+15 TO 457+85
LOWER FEEDER: STA. 663+00 TO 793+80, SCH. 73SC (SPEC 455)
LOWER FEEDER: STA. 793+80 TO 919+54 SCH. 72, 73, 74
LOWER FEEDER:COTTAGE & DOUBLE GARAGE NEAR CNTRL TOWER (SA CYN.)
LOWER FEEDER:STA.524+05 TO 663+00(W.BND.OF CORONA TO SA RIVER CYN.)
LV-02
LV-03
MAGAZINE CANYON CANOPY
MAGAZINE CANYON, ISOLATION GATE JACKING FRAME
MAGAZINE CANYON, VALVE REPLACEMENT FOR SAN FERNANDO TUNNEL
MAGAZINE CANYON-ISOLATION GATE JACKING FRAME
MECHANICAL / VENTURI TYPE METERS- DISTR SYSTEM (INTERIM CONST)
METER & CHLORINATION EQUIPMENT - ORANGE COUNTY FEEDER
METER- SERVICE CONNECTION PM - 17 UPPER FEEDER (INTERIM CONST)
METERING CIRCUITS MODIFICATIONS AT ETIWAND AND VALLEY VIEW POWER
MICROWAVE COMMUNICATION SITES BUILDING UPGRADE
MIDDLE CROSS FDR: STA 0+09.98 TO 285+40-GARFIELD-WADSWORTH AVE
MIDDLE CROSS FDR:STA.285+40 TO 360+62.29(WADSWORTH-FIGUEROA ST) (SCH 54SC)
MIDDLE CROSS FDR:STA.285+40 TO 360+62.29(WADSWORTH-FIGUEROA ST) (SCH 55SC)
MIDDLE CROSS FEEDER CATHODIC PROTECTION
MIDDLE FDR: STA. 550+00 TO 759+00 (BALDWIN PK-SO SAN GABE) SCH 58SC
MIDDLE FDR: STA. 7+53.65 TO 301+00 (GRAND AVE-BALDWIN PK.)SCH 57SC
MIDDLE FDR: STA. 7+53.65 TO 301+00 (LA VERNE-GRAND AVE.)SCH 56SC
MIDDLE FDR: STA. 759+00 TO 944+00 (BALDWIN PK-SO SAN GABE) SCH 59SC
MIDDLE FDR: STA.944+00 TO 1105+50 (SO SAN GABE-GARVEY RSVR) SCH 59A
MIDDLE FEEDER - CATHODIC PROTECTION SYSTEMS
MIDDLE FEEDER - NORTH CATHODIC PROTECTION SYSTEM
MIDDLE FEEDER BLOW-OFF VALVE REPLACEMENT AT STA 782+53.16
MIDDLE FEEDER CHLORINATION STRUCTURE REHABILITATION AT WEYMOUTH WTP
MIDDLE FEEDER NORTH CATHODIC PROTECTION
MIDDLE FEEDER NORTH CATHODIC PROTECTION SYSTEM
MIDDLE FEEDER NORTH DRAINAGE AND PROTECTION RESTORATION
MIDDLE FEEDER PROTECTION AT RUSH ST. AND WALNUT GROVE AVE.
MIDDLE FEEDER- RELOCATE DURFEE AVE. STA. 758+00 TO 771+00
MIDDLE FEEDER RELOCATION FOR SCE MESA SUBSTATION
MIDDLE FEEDER SCHEDULE 76SC (SPEC NO. 524)
MIDDLE FEEDER SCHEDULE 77SC (SPEC NO. 524)
MIDDLE FEEDER SCHEDULE 78SC (SPEC NO. 524)
MIDDLE FEEDER SOUTH BLOWOFF VALVE REPLACEMENT AT STA.782+54
MIDDLE FEEDER: STA. 244+75 TO 247+45 (SPEC NO. 416)
MIDDLE FEEDER:COTTAGE AND GARAGE AT RIO HONDO STRUCTURE
MILLS EGEN USST UPGRADE - LLD INSTALLATION
MILLS EMERGENCY GENERATOR PLC UPGRADE
MILLS FILT PLT, ADMIN BLDG EXPANSION
MILLS FILTR. PLANT- SERVICE CONNECTION WR-24A TURNOUT STRUCTURE
MILLS FILTRATION PLANT - INVESTIGATION TO RELOCATE ACCESS ROAD
MILLS PLANT (103469)
MILLS TURBIDITY EVENT, DR 1952, DECEMBER 2010 STATEWIDE STORMS
MILLS WEIR GATE AND FILTER VALVE REHABILITATION
MILLS, REPLACE WILLOWGLEN RTU
MINOR CAP 08/09 PLACEHOLDER
MINOR CAP FY 2009/10
MINOR CAP FY 2012/13
MINOR CAP FY 2014/16
MINOR CAPITAL PROJ - BOX SPRINGS FDR, INSTALL CHLOR DIFUSER
MINOR CAPITAL PROJ - FOOTHILL FDR, ELEC PWR BLOWOFF/CHLOR STRUC
MINOR CAPITAL PROJ - SD PIPEL #4 &5-CORR CNTRL SYS

TABLE 3
CONVEYANCE, DISTRIBUTION, AND STORAGE SYSTEM COSTS

Description**Distribution Facilities**

MINOR CAPITAL PROJ - SEPULVEDA FDR, SCH 123/ CORR MITIGATION
 MINOR CAPITAL PROJECTS FOR FY 1989/90 - LONG BEACH LATERAL
 MINOR CAPITAL PROJECTS FOR FY 1989/90 - SANTIAGO LATERAL CONTROL
 MINOR CAPITAL PROJECTS FY 1988/89 - 2ND LOWER FEEDER
 MINOR CAPITAL PROJECTS FY 1988/89 - INGLEWOOD LATERAL
 MINOR CAPITAL PROJECTS FY 1988/89 - SANTA ANA CROSS FEEDER
 MINOR CAPITAL PROJECTS FY 1988/89 - SEPULVEDA FEEDER
 MINOR CAPITAL PROJECTS FY 1988/89 - WEST VALLEY FEEDER (50/50)
 MINOR CAPITAL PROJECTS FY 2011-2012
 MINOR CAPITAL PROJECTS- FY 74-75
 MINOR CAPITAL PROJECTS- LAKEVIEW PIPELINE
 MINOR CAPITAL PROJECTS PROGRAM 07/08 - REMAINING FUNDS
 MINOR CAPITAL PROJECTS-DIST SYS, MULTIPLE ADDRESS SPECTRUM SYSTEM
 MINOR CAPITAL PROJECTS-YORBA LINDA FEEDER
 MISC
 MODIFICATIONS OF EM-14 SERVICE CONNECTION
 MONROVIA CANYON CROSSING SCHEDULE 9C
 MONROVIA TUNNEL NO. 4
 MONROVIA TUNNELS NO.1 & NO.2
 MONROVIA TUNNELS NO.3
 MONUMENT SIGNS FOR THE DIAMOND VALLEY LAKE FACILITY EAST AND WEST ENTRANCES
 MORRIS RESERVOIR CONNECTION (SPEC NO. 338)
 MOUNT OLYMPUS TUNNEL COST RIGHT-OF-WAY (ROW)
 MP-01
 MWD ROAD GUARDRAIL
 MWD SHARE FOR DESIGN AND CONSTRUCTION OF SC. LA-35
 MWD UNION STATION HEADQUARTERS VISITOR SECURITY SCREENING
 NEW EMERGENCY SERVICE CONNECTION ON THE SEPULVEDA FDR FOR LADWP
 NEWHALL AND BALBOA INLET TUNNELS
 NEWHALL TUNNEL- LINER REPAIR
 NEWHALL TUNNEL STEEL LINER REPAIR
 NEWHALL TUNNEL-INSTALL LINER
 NITROGEN STORAGE COMPLIANCE AT DVL, INLAND FEEDER PCS, AND LAKE MATHEWS
 NITROGEN STORAGE STUDY
 NO. PORTAL NEWHALL TUNNEL (CANCELLED)
 NON PCCP LINES CONDITION INSPECTION AND ASSESSMENT
 NORTH PORTAL OF HOLLYWOOD TUNNEL
 NORTH REACH CONSTRUCTION / INSPECTION / CM
 NORTH REACH CONSTRUCTION/ASBUILT
 NORTH REACH ENVIRONMENTAL - CONSTRUCTION
 NORTH REACH FINAL DESIGN & ADV/NTP
 NORTH REACH POST DESIGN / ASBUILT
 NORTH REACH PROGRAM MANAGEMENT - CONSTRUCTION
 NORTHERN PIPELINE ENVIRONMENTAL FINAL DESIGN
 NORTHERN PIPELINE RIGHT OF WAY FINAL DESIGN
 OAK ST PCS REHABILITATION
 OAK ST. PCS ROOF REPLACEMENT
 OAK STREET PCS - VALVE REPLACEMENT
 OAK STREET PCS- VALVE REPLACEMENT
 OAK STREET PRESSURE CONTROL STRUCTURE ROOF REPLACEMENT
 OAK STREET PRESSURE CONTROL STRUCTURE ROOF REPLACEMENT - CONSTRUCTION
 OAK STREET PRESSURE CONTROL STRUCTURE VALVE ACTUATOR REPLACEMENT
 OC - 70
 OC - 70
 OC - 71 SERVICE CONNECTION REPAIRS
 OC 44 SERVICE CONNECTIONS & EOC#2 METER ACCESS ROAD REHAB
 OC 76 FLOW CONTROL FACILITY
 OC 88 FIRE SYSTEM PROTECTION UPGRADES
 OC 88 PUMPING PLANT REHABILITATION
 OC CATHODIC PROTECTION STA 1467+15 TO STA 2053+97
 OC FEEDER CATHODIC PROTECTION SYSTEM REHABILITATION
 OC FEEDER STA 1920+78 BLOWOFF STRUCTURE & RIP-RAP REPAIRS
 OC RESERVOIR SODIUM HYPOCHLORITE PUMP AND PIPING REPLACEMENT
 OC-01
 OC-03
 OC-03T
 OC-04
 OC-06
 OC-07
 OC-13A FLOWMETER REPLACEMENT UPGRADE
 OC-14
 OC-18
 OC-20
 OC-21
 OC-22
 OC-23
 OC-24
 OC-25
 OC-26
 OC-27
 OC-29
 OC-30
 OC-31
 OC-32A
 OC-33
 OC-34

TABLE 3
CONVEYANCE, DISTRIBUTION, AND STORAGE SYSTEM COSTS

Description**Distribution Facilities**

OC-35
 OC-36
 OC-37
 OC-38 SERVICE CONNECTION MODIFICATION
 OC-45
 OC-46
 OC-49
 OC-50
 OC-51
 OC-52
 OC-53
 OC-54
 OC-55
 OC-56
 OC-57
 OC-59
 OC-60
 OC-61
 OC-62
 OC-63
 OC-71 FLOW CONTROL FACILITY
 OC-73
 OC-88 - SECURITY FENCING AT PUMP PLANT
 OC-88 EMERGENCY STANDBY GENERATOR UPGRADE STUDY
 OC-88 FIRE PROTECTION UPGRADE
 OC-88 PUMP PLANT AIR COMPRESSOR UPGRADE
 OC-88 PUMP STATION CHILLERS REPLACEMENT
 OC-88 PUMP STATION FLOW METER UPGRADE
 OC-88 PUMP STATION PLC UPGRADE
 OC-88 PUMP STATION UPGRADES
 OC-88 PUMPING PLANT SURGE TANK UPGRADES
 OC-88 PUMPING PLANT SURGE TANKS UPGRADES
 OC-88 PUMPING PLANT UPGRADES
 OC-88 PUMPING STATION, ENERGY SAVINGS
 OC-89 AND OC-90 FLOW METER REPLACEMENT
 OC-9
 OC-MISC
 OFFSITE WATER SERVICE - EASTERN MUNICIPAL WATER DISTRICT
 OLINDA PCS AND SANTIAGO TOWER EMERGENCY GENERATORS
 OLINDA PCS- SECURITY FENCING AND PAVING
 OLINDA PCS VALVE REPLACEMENT
 OLINDA PCS VIBRATION STUDY
 OLINDA PRESSURE CONTROL FACILITY PAVEMENT REPAIR
 OLINDA PRESSURE CONTROL STRUCTURE
 OLINDA PRESSURE CONTROL STRUCTURE AND SANTIAGO TOWER EMERGENCY GENERATORS
 OLINDA PRESSURE CONTROL STRUCTURE- LOWER FEEDER
 OLINDA PRESSURE CONTROL STRUCTURE MODIFICATIONS
 OLINDA PRESSURE CONTROL STRUCTURE, VIBRATION MITIGATION, ROW ACQUISITION
 ON-CALL RESOURCES MANAGEMENT APPLICATION
 OPERATIONS CONTROL CENTER AT EAGLE ROCK
 OPERATIONS CONTROL CENTER UPS REPLACEMENT
 OPERATIONS SCOPING STUDY
 ORANGE AND RIVERSIDE/SAN DIEGO COUNTY OPERATING REGIONS VALVE REPLACEMENT
 ORANGE CO FDR, BLOW-OFF STRUCTURE AND ACCESS ROAD REPAIR
 ORANGE CO FDR, FLOW CONTROL FACILITY
 ORANGE COUNTY - 88 PUMP PLANT AIR COMPRESSOR UPGRADE
 ORANGE COUNTY - 88 SECURITY FENCING AT PUMP PLANT
 ORANGE COUNTY - CENTRAL CONTROL SYSTEM
 ORANGE COUNTY AND RIVERSIDE/SAN DIEGO COUNTY OPERATING REGIONS VALVE REPLACEMENT
 ORANGE COUNTY AREA DISTRIBUTION SYSTEM VALVE REPLACEMENT
 ORANGE COUNTY C & D ELECTRICAL IMPROVEMENTS - STUDY
 ORANGE COUNTY C&D ELECT STRUCT REHAB - STAGE 2
 ORANGE COUNTY C&D INSTRUMENTATION PANEL IMPROVEMENTS
 ORANGE COUNTY C&D REGION SERVICE CENTER
 ORANGE COUNTY C&D TEAM SUPPORT FACILITY
 ORANGE COUNTY CONVEYANCE AND DISTRIBUTION SERVICE CENTER
 ORANGE COUNTY FDR - SVC CONN SA-3, REPLACE MECHICAL METER
 ORANGE COUNTY FDR.-RELOCATE PRESSURE RELIEF STRUC.,STA 1772+72
 ORANGE COUNTY FDR.SERV.CONN.A-1,RELOC.METER CABINET & ELEC.SERV.
 ORANGE COUNTY FEEDER
 ORANGE COUNTY FEEDER CATHODIC PROTECTION
 ORANGE COUNTY FEEDER- CATHODIC PROTECTION
 ORANGE COUNTY FEEDER CATHODIC PROTECTION SYSTEM REHABILITATION
 ORANGE COUNTY FEEDER DEWATERING IMPROVEMENTS
 ORANGE COUNTY FEEDER EXTENSION LINING REPAIR
 ORANGE COUNTY FEEDER- EXTENSION PROJECT FOR FREEWAY
 ORANGE COUNTY FEEDER EXTENSION SCHEDULE 42S
 ORANGE COUNTY FEEDER EXTENSION- VALVE STRUCTURE
 ORANGE COUNTY FEEDER EXTN.TERMINUS REVISION:STA.2053+43 TO 2134+81
 ORANGE COUNTY FEEDER EXTN: ADDTL" VALVES AT WILLITS ST. STRUCTURE
 ORANGE COUNTY FEEDER FLUSHING UPGRADES
 ORANGE COUNTY FEEDER INSPECTION
 ORANGE COUNTY FEEDER INTERNAL INSPECTION STUDY
 ORANGE COUNTY FEEDER LINING REPAIR - REACH 2
 ORANGE COUNTY FEEDER LINING REPAIRS
 ORANGE COUNTY FEEDER PRESSURE CONTROL STRUCTURES

TABLE 3
CONVEYANCE, DISTRIBUTION, AND STORAGE SYSTEM COSTS

Description**Distribution Facilities**

ORANGE COUNTY FEEDER RELINING
ORANGE COUNTY FEEDER RELINING - REACH 3
ORANGE COUNTY FEEDER RELINING - REACHES 1 & 2
ORANGE COUNTY FEEDER RELINING REACH 3
ORANGE COUNTY FEEDER RELOCATION (SPEC NO. 618)
ORANGE COUNTY FEEDER RELOCATION AT BALL ROAD
ORANGE COUNTY FEEDER RELOCATION IN FULLERTON
ORANGE COUNTY FEEDER- RELOCATION STA. 1278+00 TO 1292+00
ORANGE COUNTY FEEDER- REPLC. 20
ORANGE COUNTY FEEDER SCHEDULE 34P
ORANGE COUNTY FEEDER SCHEDULE 35P
ORANGE COUNTY FEEDER SCHEDULE 36P
ORANGE COUNTY FEEDER SCHEDULE 37SC
ORANGE COUNTY FEEDER SCHEDULE 37SC CATHODIC PROTECTION
ORANGE COUNTY FEEDER STA 1920+78 BLOWOFF STRUCTURE & RIP-RAP REPAIRS
ORANGE COUNTY FEEDER:INCASEMENT AT SANTA ANA FREEWAY CROSSING
ORANGE COUNTY FEEDER:MOTOR OPERATED FLOW REGULATING VALVE
ORANGE COUNTY FEEDER-CONSTRUCT BLOWOFF STRUCTURE AT STA. 251+00
ORANGE COUNTY FEEDER-MODIFY SANTA ANA RELIEF STRUCTURE
ORANGE COUNTY FEEDER-RELOCATE PIPE, STA. 473+21-52 TO STA. 473+5-82
ORANGE COUNTY FEEDER-RELOCATION AT KIMBERLY STORM CHANNEL
ORANGE COUNTY PIPELINES RIGHT-OF-WAY INFRASTRUCTURE
ORANGE COUNTY REGION C AND D ELECTRICAL STRUCTURES REHABILITATION
ORANGE COUNTY REGION ENVIRONMENTAL MITIGATION MONITORING
ORANGE COUNTY REGION RTU AIR CONDITIONER UNIT 1
ORANGE COUNTY REGION SERVICE CENTER STORAGE YARD
ORANGE COUNTY RELIABILITY IMPROVEMENTS
ORANGE COUNTY RESERVOIR - INSTALL HYPOCHLORINATION STATIONS
ORANGE COUNTY RESERVOIR - PIEZOMETERS & SEEPAGE MONITORING AUTOMATION
ORANGE COUNTY RESERVOIR PIEZOMETERS AND SEEPAGE MONITORING AUTOMATION
ORMOND BEACH PROPERTY ACQUISITION
OXIDATION DEMONSTRATION PLANT CONTROL SYSTEM REPLACEMENT
P-02
P-03
P-04
P-05
P103016 OC-88 PUMPING STATION, ENERGY SAVINGS
P103329 SAN DIEGO PPLN 6, NORTH REACH FINAL DESIGN/ADV/NTP
P103331 NORTHERN PIPELINE RIGHT OF WAY FINAL DESIGN
P103485 SAN DIEGO PIPELINE 6, NORTH REACH
P103558 SAN DIEGO PIPELINE 6 NORTH REACH
P103560 SD6 - NORTH REACH POST DESIGN
P103567 PERRIS VALLEY PIPELINE, GENERAL
P103725 ENTRY CONTROL POINT STANDARDIZATION AND PERIMETER DEFENSE STUDY
P103726 CRITICAL LOCK IDENTIFICATION AND CHANGE-OUT
P103764 PERRIS VALLEY PIPELINE
P103765 PERRIS VALLEY PIPELINE TIE-IN (EMWD)
P103766 PERRIS VALLEY PIPELINE VALVE
P103801 SECURITY FENDING AT OC-88 PUMP PLANT
P103808 SAN DIEGO PIPELINE #4 VALVE REPLACEMENT
P103858 PERRIS VALLEY PIPELINE, NORTH REACH
P103946 SAN DIEGO PIPELINE REPAIR AT STATION 1268+57
P103994 BOX SPRING FEEDER REPAIR, PHASE 2
P103997 COPPER BASIN INTERIM CHLORINATION SYSTEM
P104027 MAGAZINE CANYON, VALVE REPLACEMENT FOR SAN FERNANDO TUNNEL
P104051 LAKE PERRIS BYPASS PIPELINE EXPLORATORY EXCAVATION
P104078 CROSS CONNECTION PREVENTION PROGRAM, PHASE II CONSTRUCTION
P104196 CALABASAS FEEDER STAGE 1 AND 2 REPAIRS
P104264 RELOCATION OF SC CENB-11 METER CABINET AND AIR VENT STRACK
P104614 INLAND FEEDER AND LAKEVIEW PIPELING INTERTIE
P104663 WEYMOUTH SOLAR POWER FACILITIES
P104685 WILLITS ST. PCS VALVE ACTUATOR REPLACEMENT
P104706 JENSEN OUTLET CHLORINE DIFFUSER AND SAMPLE PUMP MODIFICATIONS
P104731 WR-24D FLOWMETER REPLACEMENT
P104741 EAGLE ROCK CONTROL TOWER CATHOTIC PROTECTION REHABILITATION
P104760 SEPULVEDA FEEDER PCCP 2016 URGENT REPAIRS
P104790 MONUMENT SIGNS FOR DVLAKE FACILITY EAST AND WEST ENTRANCES
P104841 WEYMOUTH FLOCCULATOR REHABILITATION
P104871 CRA EAGLE MOUNTAIN PUMPING PLANT - DOMESTIC WATER LINE INSULATION
P104874 SECOND LOWER FEEDER PCCP REHABILITATION
P104876 SECOND LOWER FEEDER PCCP REHABILITATION - REACH 2
P104877 SECOND LOWER FEEDER PCCP REHABILITATION - REACH 3
P104881 SECOND LOWER FEEDER PCCP REHABILITATION
P104883 SECOND LOWER FEEDER PCCP REHABILITATION - REAL PROPERTY ACQUISITION
P104916 DVL ANGLER AVENUE ACCESS PROJECT
P104937 WHEELER GATE STORMWATER IMPROVEMENT
P104958 SKINNER ORP SWITCHGEAR BATTERY REPLACEMENT
P104959 SCADA NETWORK INTRUSION DETECTION SYSTEM
P104961 LAKE MATHEWS FENCING SECURITY UPGRADE
P104971 SKINNER SPILLWAY REHABILITATION
P104976 WATER ORDERING & EVENT SCHEDULING SYSTEM
P104991 JENSEN EGEN UST UPGRADE - LINE LEAK DETECTOR INSTALLATION
P104992 MILLS EGEN USST UPGRADE - LLD INSTALLATION
P104993 SKINNER EGEN UST UPGRADE - LLD INSTALLATION
P104994 UNION STATION EGEN UST UPGRADE, LINE LEAK DETECTOR INSTALLATION
P104996 EGIS INFRASTRUCTURE UPGRADE

TABLE 3
CONVEYANCE, DISTRIBUTION, AND STORAGE SYSTEM COSTS

Description**Distribution Facilities**

P105002 SEPULVEDA WEST VALLEY AND EAST VALLEY FEEDERS INTERCONNECTION
P105023 SCADA NETWORK FIBER OPTIC SWITCH REPLACEMENT
P105026 SKINNER ELECTRICAL EQUIPMENT BUILDING 1 & 2
P105029 SKINNER ACCUSONIC FLOWMETER REPLACEMENT
P105032 WEYMOUTH ELECTRIC VEHICLE CHARGING STATION INSTALLATION
P105034 COLORADO RIVER AQUEDUCT CASA SIPHON
P105039 FOOTHILL FEEDER - CASTAIC VALLEY BLOW-OFF VALVES REPLACEMENT
P105045 DIEMER OZONE COOLING WATER ALTERNATIVE SOURCE
P105061 LOWER FEEDER STANDPIPE #22 REHABILITATION
P105062 SAN DIEGO PIPELINE NO. 2 ACCESS ROAD RELOCATION
P105064 OC 88 FIRE SYSTEM PROTECTION UPGRADES
P105070 SERVICE CONNECTION FLOWMETER REPLACEMENT
P105073 SANTA MONICA FEEDER CAST IRON PIPE REHABILITATION
P105094 DIEMER PLANT INFLUENT FLOWMETER
P105098 LOWER FEEDER BLOW-OFF DRAIN LINE REPLACEMENTS
P105101 JENSEN FILTER EFFLUENT TURBIDIMETER RELIABILITY
P105106 SANTA MONICA FEEDER INTERNAL SEAL INSTALLATION
P105107 LA VERNE BUILDING 40 COMPRESSED AIR UPGRADES
P105110 MILLS EMERGENCY GENERATOR PLC UPGRADE
P105114 SECOND LOWER FEEDER PCCP REHABILITATION - REACH 8
P105118 PERRIS BYPASS PIPELINE SUMP PUMP REPLACEMENT
P105119 ORANGE COUNTY REGION RTU AIR CONDITIONER UNIT 1
P105123 CENTRAL BASIN, 48 BUBBLER AREA ACCESS IMPROVEMENT
P105124 LAKE PERRIS PIPELINE RELINING
P105127 OC-88 PUMP STATION PLC UPGRADE
P105137 RIALTO FEEDER STA 3820+00 MANHOLE REPLACEMENT
P105139 WCF/PVF INTERCONNECTION VALVE AUTOMATION
P105164 SAN DIEGO PIPELINE 1 RAINBOW TUNNEL LINER REHABILITATION
P105167 SAN GABRIEL PCS ELECTRICAL REPLACEMENTS
P105171 MIDDLE FEEDER CHLORINATION STRUCTURE REHABILITATION AT WEYMOUTH WTP
P105172 ALLEN MCCOLLOCH PIPELINE PCCP 2021 URGENT RELINING
P105187 F-01 CHECK VALVE REPLACEMENT
P105195 RIALTO FEEDER VALVE REPLACEMENT
P105201 OC-89 AND OC-90 FLOW METER REPLACEMENT
P105235 SEPULVEDA HEP TAILRACE COATINGS
P105240 WEST VALLEY FEEDER NO. 1 STRUCTURES - PIPING IMPROVEMENTS
PALOS ALTOS FEEDER - 108TH ST.
PALOS VERDES FDR - MODIFICATION OF CITY OF L A SERVICE CONNECTIONS
PALOS VERDES FDR - WASHINGTON ST. PCS REHABILITATION
PALOS VERDES FDR- LA CITY MODIFICATION OF SERVICE CONNECTION
PALOS VERDES FDR- WASHINGTON ST. PCS
PALOS VERDES FDR, 108TH ST PCS, VALVE REPLACEMENT
PALOS VERDES FEEDER - LONG BEACH LATERAL TURNOUT STRUCTURES STA. 1442+15 VALVE REPLACEMENT (NEED UD)
PALOS VERDES FEEDER - LONG BEACH LATERAL TURNOUT STRUCTURES STA. 1442+15 VALVE REPLACEMENTS
PALOS VERDES FEEDER PCS - VALVE REPLACEMENT
PALOS VERDES FEEDER- RELOCATE HARBOR AND ARTESIA FREEWAYS
PALOS VERDES FEEDER: ADDITIONAL
PALOS VERDES FEEDER-108TH ST. PCS.INSTALL ELECT. VALVE OPERATORS
PALOS VERDES FEEDER-CATHODIC PROTECTION SYSTEM
PALOS VERDES FEEDER-REHAB DOMINGUEZ CHAN (PROJECT 100851)
PALOS VERDES FEEDER-VALVE REHAB, DOMMINGUEZ CHNL
PALOS VERDES RESERVOIR - INSTALL HYPOCHLORINATION STATIONS
PALOS VERDES RESERVOIR MODIFICATIONS
PALOS VERDES RESERVOIR, SPILLWAY ENERGY DISSIPATOR STRUCTURE MODIFICATION
PALOS VERDES RESERVOIR-REPLACE MONITORING DISPLAY & ALARM PANEL
PASADENA TUNNEL EXTENSION
PASADENA TUNNELS
PC-1 EFFLUENT OPEN CHANNEL TRASH RACK
PC-1 EFFLUENT OPEN CHANNEL TRASH RACK PROJECT
PCCP HYDRAULIC ANALYSES
PCCP HYDRAULIC MODELING
PCCP REHABILITATION - PROGRAM CEQA
PCCP REHABILITATION - PROGRAM MANAGEMENT
PCCP REHABILITATION VALVE STORAGE BUILDING
PCCP REHABILITATION, PROGRAM MANAGEMENT
PCCP RELIABILITY PROGRAM PIPELINE PROCUREMENT
PCCP STRUCTURAL PERFORMANCE RISK ANALYSIS
PERIMETER FENCING AT PLACERITA CREEK
PERMANENT LEAK DETECTION/PIPELINE MONITORING SYSTEM
PERRIS PCS - UNINTERRUPTIBLE POWER SOURCE SYSTEMS INSTALLATION
PERRIS BYPASS PIPELINE SUMP PUMP REPLACEMENT
PERRIS CONTROL FACIL. & CON.TO STATE DWR FAC.
PERRIS CONTROL FACILITY BYPASS & PCS UPGRADE
PERRIS CONTROL FACILITY PUMPBACK UPGRADE
PERRIS CONTROL FACILITY PUMPBACK UPGRADES
PERRIS PCS ROOF REHAB
PERRIS PRESSURE CONTROL STRUCTURE ROOF REPLACEMENT
PERRIS PUMPBACK COVER
PERRIS VALLEY PIPELINE
PERRIS VALLEY PIPELINE - DESIGN-BUILD (EMWD)
PERRIS VALLEY PIPELINE - GENERAL
PERRIS VALLEY PIPELINE - NORTH REACH
PERRIS VALLEY PIPELINE - RESERVED FOR STAGE II DESIGN / BUILD
PERRIS VALLEY PIPELINE - SOUTH REACH
PERRIS VALLEY PIPELINE - STUDY
PERRIS VALLEY PIPELINE - TIE-IN (WMWD)

TABLE 3
CONVEYANCE, DISTRIBUTION, AND STORAGE SYSTEM COSTS

Description**Distribution Facilities**

PERRIS VALLEY PIPELINE - TUNNELS
 PERRIS VALLEY PIPELINE - VALVES
 PERRIS VALLEY PIPELINE DESIGN-BUILD (EMWD)
 PERRIS VALLEY PIPELINE NORTH REACH
 PERRIS VALLEY PIPELINE SOUTH REACH
 PERRIS VALLEY PIPELINE TIE-IN (EMWD)
 PERRIS VALLEY PIPELINE TIE-IN (WMWD)
 PERRIS VALLEY PIPELINE VALVE
 PERRIS VALLEY PIPELINE VALVES
 PERRIS VALLEY PIPELINE, GENERAL
 PERRIS VALLEY PIPELINE, NORTH REACH
 PERRIS VALLEY SIPHON CONNECTION FOR EASTERN M.W.D.
 PIPELINES AND FEEDERS, CONSTRUCTION STANDPIPE BRACING
 PLACENTIA RAILROAD LOWERING PROJECT
 PLACERITA CREEK PERIMETER FENCING
 PLANT INFLUENT REDUNDANT FLOW METERING AND SPLITTING
 PLATFORM REPLACEMENT AT VARIOUS C&D WRU STRUCTURES
 PLC REPLACEMENT PHASE II
 PM-01
 PM-02
 PM-03
 PM-04
 PM-05
 PM-06
 PM-07
 PM-08
 PM-09
 PM-10
 PM-11
 PM-12
 PM-14
 PM-15A
 PM-16
 PM-17
 PM-18
 PM-19
 PM-21
 PM-21 VENTURI FLOWMETER REPLACEMENT
 PM-22
 PM-23
 PM-24
 PM-26
 PM-26A NEW SERVICE CONNECTION, BIG DALTON CANYON
 P-MISC
 PM-MISC
 POMONA VALLEY M.W.D. FACILITIES
 PORTION OF CASA LOMA SIPHON
 POWER MANAGEMENT SYSTEMS
 POWER PLANT DISCHARGE ELIMINATION
 PRELIMINARY OPERATION - TESTING & CONDITIONING (1938-1940)
 PRESTRESSED CONCRETE CYLINDER PIPE - PHASE 2
 PRESTRESSED CONCRETE CYLINDER PIPE (PCCP) STRUCTURAL PERFORMANCE RISK ANALYSIS
 PRESTRESSED CONCRETE CYLINDER PIPE (PCCP), PHASE 2
 PRESTRESSED CONCRETE CYLINDER PIPE -PHASE 3
 PREVENTION OF CRA WATER MIGRATION TO SPW AT WEYMOUTH JUNCTION STRUCTURE
 PROGRAMMATIC ENVIRONMENTAL DOCUMENTATION OF ORANGE COUNTY
 PROGRAMMATIC ENVIRONMENTAL DOCUMENTATION OF SAN BERNARDINO COUNTY
 PROGRAMMABLE LOGIC CONTROLLER (PLC) STANDARDIZATION
 PROGRAMMATIC ENVIRONMENTAL DOC. - ORANGE COUNTY OPER. REGION
 PROGRAMMATIC ENVIRONMENTAL DOCUMENTATION FOR THE LOS ANGELES CO. OPERATING REGION
 PROGRAMMATIC ENVIRONMENTAL DOCUMENTATION FOR THE ORANGE COUNTY OPERATING REGION
 PROGRAMMATIC ENVIRONMENTAL DOCUMENTATION FOR THE RIVERSIDE/SAN DIEGO CO. OPERATING REGION
 PROGRAMMATIC ENVIRONMENTAL DOCUMENTATION FOR THE WESTERN SAN BERNARDINO COUNTY OPERATING REGION
 PUDDINGSTONE SPILLWAY CROSS CONNECTION
 PV MIDDLE CROSS, MIDDLE FEEDERS, ELECTROLYSIS TEST STATION
 PV RESERVOIR HYPOCHLORITE PUMP AND PIPING REPLACEMENT
 R&R FOR DISTRIBUTION
 RAINBOW TUNNEL REHABILITATION
 RAMONA PRESSURE CONTROL STRUCTURE
 REAL PROPERTY ACQUISITION
 REAL PROPERTY ACQUISITION FOR ALL 4 REGIONS
 RECONSTRUCT ORANGE COUNTY FEEDER SERVICE CONNECTION PM-1
 RED MOUNTAIN - OCT. 2007 FIRE DAMAGE - COMMUNICATION POWER TOWERS & METER STRUCTURES REPAIR/REPLACE (INCIDENT NO. 2007-1023-0271)
 RED MOUNTAIN HEP FLOOD DAMAGE
 RED MTN COMM. TOWER & METER STRUCTURE
 REFURBISH CORONA HYDROELECTRIC GENERATOR COOLERS
 REFURBISH OC-88 P-3000 & P-4000
 REFURBISH SERVICE CONNECTION - LOWER MIDDLE FDR
 REHABILITATION OF GREG AVENUE PCS CONTROL BUILDING INTERIOR
 REHABILITATION OF METALLIC AND CONCRETE PIPELINES PHASE 1 - SELECT HIGH PRIORITY FEEDERS
 REHABILITATION OF THE GREG AVE PCS CONTROL BUILDING INTERIOR
 REIMBURSE PIPELINE PROTECTION COSTS
 RELOCATION OF DATA CENTER TO SAN DIMAS FACILITY
 RELOCATION OF ORANGE COUNTY FEEDER
 RELOCATION OF PORTION OF ORANGE COUNTY FEEDER (MWD'S SHARE)
 RELOCATION OF SC CENB-11 METER CABINET AND AIR VENT STRACK

TABLE 3
CONVEYANCE, DISTRIBUTION, AND STORAGE SYSTEM COSTS

Description**Distribution Facilities**

REMAINING PORTIONS
 REMOVAL OF VALVE G-205 FROM MIDDLE FDR CEN. B-37
 REPAIR 28 MANHOLE ON SANTA MONICA FEEDER
 REPAIRS TO THE LA-35 DISCHARGE STRUCTURE
 REPLACE EQUIPMENT ON UPPER FEEDER IN EAGLE ROCK (REPLACE 115)
 REPLACE 2 FIRE & DOMESTIC WATER SYSTEM
 REPLACE COMMUNICATION LINE TO THE SAN GABRIEL CONTROL TOWER
 REPLACE COPPER GROUNDWIRES ON DESERT HIGH VOLTAGE TRANSMISSION TOWERS
 REPLACE COPPER WIRE, PIPING, FOOTINGS/GROUNDING (103921)
 REPLACE EXISTING EQP. ON UPPER FDR FROM LK.MATHEWS TO EAGLE ROCK
 REPLACE FLOWMETER ON ORANGE COUNTY FEEDER- STA. 800+00
 REPLACE FLOWMETERS IN SERVICE CONNECTIONS
 REPLACE OUTDATE INSTRUMENTATION AND INVESTIGATE UPGRADS (103347)
 REPLACE TWO FIRE AND DOMESTIC WATER SYSTEM PUMPS (103124)
 REPLACE UNDERGROUND FUEL STORAGE TANKS AT ALL FACILITIES
 REPLACE VALVE POSITION INDICATORS
 REPLACE VALVE POSITION INDICATORS, SELECTED PRESSURE CONTROL STRUCTURES
 REPLACEMENT OF 75 UNDERGROUND FUEL STORAGE TANKS - ALL FACILITIES
 REPLACEMENT OF ACCUSONIC FLOWMETERS & SCADA REMOTE
 REPLACEMENT OF COMMUNICATION LINE AT SAN GABRIEL TOWER
 REPLACEMENT OF COMMUNICATION LINE AT SAN GABRIEL TOWER
 REPLACEMENT OF RETIRED EQUIPMENT ON FIRST SAN DIEGO AQUEDUCT
 REPLACEMENT/ RELINE AT-RISK PCCP LINES - STAGE 1
 REPLACEMENT/RELINE AT-RISK PCCP LINES STAGE 1
 REPLACING VALVES ON PALOS VERDES FEEDER (SPEC 483)
 RIALTO FEEDER AND MILLS PLANT PUMP STATION
 RIALTO FEEDER BROKEN BACK REPAIR
 RIALTO FEEDER PCCP REHABILITATION - REACH 1
 RIALTO FEEDER PCCP REHABILITATION - REACHES 2-3
 RIALTO FEEDER REHABILITATION
 RIALTO FEEDER REPAIR, STATION 3662+23
 RIALTO FEEDER STA 3820+00 MANHOLE REPLACEMENT
 RIALTO FEEDER VALVE REPLACEMENT
 RIALTO FEEDER VALVE STRUCTURE
 RIALTO FEEDER, ENHANCEMENTS AT SELECT LOCATIONS
 RIALTO FEEDER, REPAIRS AT SELECT LOCATIONS, STUDY
 RIALTO PIPELINE - CONSTRUCTION PHASE 1
 RIALTO PIPELINE - CONSTRUCTION - PHASE 1
 RIALTO PIPELINE - CONSTRUCTION PHASE 2
 RIALTO PIPELINE - PHASE 2 CONSTRUCTION
 RIALTO PIPELINE - PHASE 3 DESIGN
 RIALTO PIPELINE AT DEVIL'S CANYON
 RIALTO PIPELINE CATHODIC PROTECTION SYSTEM REHABILITATION
 RIALTO PIPELINE- DELIVERY FACILITIES FOR CYCLIC STORAGE
 RIALTO PIPELINE IMPROVEMENTS
 RIALTO PIPELINE IMPROVEMENTS - CONSTRUCTION
 RIALTO PIPELINE IMPROVEMENTS - CONSTRUCTION PHASE III
 RIALTO PIPELINE IMPROVEMENTS - DESIGN PHASE 2
 RIALTO PIPELINE IMPROVEMENTS - DESIGN PHASE 3
 RIALTO PIPELINE IMPROVEMENTS - FINAL DESIGN
 RIALTO PIPELINE IMPROVEMENTS - PHASE 2
 RIALTO PIPELINE IMPROVEMENTS - VALVE PROCUREMENT
 RIALTO PIPELINE IMPROVEMENTS PHASE 1
 RIALTO PIPELINE IMPROVEMENTS PHASE 1 FINAL DESIGN
 RIALTO PIPELINE PCCP REHABILITATION
 RIALTO PIPELINE REHABILITATION
 RIALTO PIPELINE REPAIR @ STA 3196+44
 RIALTO PIPELINE REPAIR AT THOMPSON CREEK
 RIALTO PIPELINE REPAIRS AT STATION 3198+44
 RIALTO PIPELINE VALVE PROCUREMENT
 RIALTO PIPELINE, STA 2921+00 TO 2933+25
 RIALTO PIPELINE, STA 3050+00 TO 3098+00
 RIALTO PPLN- INSTALL 2 CATHDIC PROTECTION SYSTEM
 RIGHT OF WAY INFRASTRUCTURE PROTECTION PROGRAM - LOS ANGELES COUNTY REGION
 RIGHT OF WAY INFRASTRUCTURE PROTECTION PROGRAM - O. C. REGION
 RIGHT OF WAY INFRASTRUCTURE PROTECTION PROGRAM - O. C. REGION - FIRST SIX SITES
 RIGHT OF WAY INFRASTRUCTURE PROTECTION PROGRAM - RIVERSIDE AND SAN DIEGO COUNTY REGION
 RIGHT OF WAY INFRASTRUCTURE PROTECTION PROGRAM - RIVERSIDE AND SAN DIEGO REGION - STAGE 2
 RIGHT OF WAY INFRASTRUCTURE PROTECTION PROGRAM - WESTERN SAN BERNARDINO COUNTY REGION
 RIGHT OF WAY INFRASTRUCTURE PROTECTION PROGRAM RIVERSIDE SAN DIEGO
 RIGHT OF WAY INFRASTRUCTURE PROTECTION PROGRAM RIVERSIDE SAN DIEGO COUNTY REGION - STAGE 1
 RIGHT OF WAY INFRASTRUCTURE PROTECTION PROGRAM WESTERN SAN BERNARDINO COUNTY REGION - STAGE 1
 RIGHT OF WAY INFRASTRUCTURE PROTECTION PROGRAM WESTERN SAN BERNARDINO COUNTY REGION - STAGE 2
 RIGHT OF WAY INFRASTRUCTURE PROTECTION PROGRAM WESTERN SAN BERNARDINO COUNTY REGION - STAGE 3
 RIGHT OF WAY INFRASTRUCTURE PROTECTION PROGRAM WESTERN SAN BERNARDINO REGION - STAGE 2
 RIGHT OF WAY INFRASTRUCTURE PROTECTION PROGRAM WESTERN SAN BERNARDINO REGION - STAGE 3
 RIGHT OF WAY SURVEY AND MAPPING
 RIGHT-OF-WAY INFRASTRUCTURE PROTECTION PROGRAM WESTERN SAN BERNARDINO STAGE 1
 RIO HONDO PRESSURE CONTROL STRUCTURE VALVE REPLACEMENTS
 RIVERSIDE BRANCH LOWER FDER STATION 527+90
 RIVERSIDE BRANCH, PLEASANT PEAK, COMMUNICATION BLDG ROOF REPLACEMENT
 RIVERSIDE BRANCH, UPPER FDR, SANTA ANA RIVER BRIDGE, REPAIR LEAKING COUPLING
 RIVERSIDE SAN BERNARDINO AND SAN DIEGO REGIONS C AND D ELECTRICAL STRUCTURES REHAB
 ROBERT B. DIEMER FILTRATION PLANT - LAND ACQUISITION
 ROOF REPLACEMENT AT SOTO ST. FACILITY
 ROWIPP PROGRAMMATIC ENVIRONMENTAL DOCUMENT

TABLE 3
CONVEYANCE, DISTRIBUTION, AND STORAGE SYSTEM COSTS

Description**Distribution Facilities**

ROWIPP PROGRAMMATIC ENVIRONMENTAL DOCUMENTATION FOR LOS ANGELES CO.
 ROWIPP PROGRAMMATIC ENVIRONMENTAL DOCUMENTATION FOR THE ORANGE CO. OPERATING REGION
 ROWIPP PROGRAMMATIC ENVIRONMENTAL DOCUMENTATION FOR THE RIVERSIDE/SAN DIEGO CO. OPERATING REGION
 SA-02
 SA-03
 SA-04
 SA-05
 SA-6
 SALE OF PARCEL 1408-12-4, I.C. 38274
 SAN DIEGO #3 BLOWOFF TO PUMPWELL CONVERSION
 SAN DIEGO 6, PROJECT MGMT
 SAN DIEGO AND AULD VALLEY CANALS CONCRETE LINER
 SAN DIEGO AND AULD VALLEY CANALS CONCRETE LINER REPAIR
 SAN DIEGO AND AULD VALLEY CANALS CONCRETE REPAIRS
 SAN DIEGO AQUEDUCT: COTTAGE AND GARAGE AT RAINBOW
 SAN DIEGO CANAL - EAST & WEST BYPASS SCREENING STRUCTURES STUDY
 SAN DIEGO CANAL - ELECTRICAL VAULT & CONDUCTOR REPLACEMENT
 SAN DIEGO CANAL - FENCING
 SAN DIEGO CANAL - INSTALL ACOUSTIC FLOW METER
 SAN DIEGO CANAL - PIEZOMETER
 SAN DIEGO CANAL - REPLACE SODIUM BISULFATE TANK
 SAN DIEGO CANAL - SEEPAGE STUDY
 SAN DIEGO CANAL BISULFITE TANK REPLACEMENT
 SAN DIEGO CANAL CONCRETE LINER
 SAN DIEGO CANAL CONCRETE LINER REPLACEMENT - SITE NO. 1055
 SAN DIEGO CANAL CONCRETE LINER REPLACEMENT - SITE NO. 622
 SAN DIEGO CANAL CONCRETE LINER REPLACEMENT AT THREE SITES
 SAN DIEGO CANAL DEWATERING SUMP
 SAN DIEGO CANAL ENLARGEMENT PHASE 2
 SAN DIEGO CANAL LINER REPAIR
 SAN DIEGO CANAL LINER REPAIRS
 SAN DIEGO CANAL MODIFICATION- 5 ADDITIONAL SIPHONS
 SAN DIEGO CANAL PIEZOMETER
 SAN DIEGO CANAL RADIAL GATE (V0-6) REHABILITATION
 SAN DIEGO CANAL RADIAL GATE (VO-8) REHABILITATION
 SAN DIEGO CANAL RADIAL GATE (VO-8) REHABILITATION..
 SAN DIEGO CANAL RADIAL GATE REHAB
 SAN DIEGO CANAL RADIAL GATES REHABILITATION (V-06 & VO-8)
 SAN DIEGO CANAL SEEPAGE
 SAN DIEGO CANAL SEEPAGE STUDY
 SAN DIEGO CANAL WEST BYPASS TRASH RACK
 SAN DIEGO CANAL, REPLACE WEST SIDE FENCE
 SAN DIEGO CANAL, SODIUM BISULFATE FEED SYSTEM
 SAN DIEGO CANAL-FENCING REPLACEMENT
 SAN DIEGO PIPELINE # 6 AREA STUDY
 SAN DIEGO PIPELINE # 6 CONTRACT # 1
 SAN DIEGO PIPELINE #4 VALVE REPLACEMENT
 SAN DIEGO PIPELINE #6 ENVIRON MITIG
 SAN DIEGO PIPELINE 1 & 2 REHABILITATION
 SAN DIEGO PIPELINE 1 AND 2 STATION 1214 EROSION CONTROL
 SAN DIEGO PIPELINE 1 AND 2 STATION 1214 EXPOSURE REPAIR
 SAN DIEGO PIPELINE 1 BLOW-OFF VALVE REPLACEMENT
 SAN DIEGO PIPELINE 1 RAINBOW TUNNEL LINER REHABILITATION
 SAN DIEGO PIPELINE 3 & 5 REMOTE CONTROL OF BYPASS
 SAN DIEGO PIPELINE 3 PIPING MODIFICATIONS
 SAN DIEGO PIPELINE 4 AND AULD VALLEY PIPELINE CARBON FIBER
 SAN DIEGO PIPELINE 4 AND AULD VALLEY PIPELINE CARBON FIBER REPAIRS
 SAN DIEGO PIPELINE 4 VALVE REPLACEMENT (103808)
 SAN DIEGO PIPELINE 5 & LAKE SKINNER OUTLET REPAIR
 SAN DIEGO PIPELINE 5 AND LAKE SKINNER OUTLET CONDUIT
 SAN DIEGO PIPELINE 6 - PRESSURE CONTROL STRUCTURE/HYDROELECTRIC PLANT - FEASIBILITY STUDY
 SAN DIEGO PIPELINE 6 NORTH REACH ENVIRONMENTAL MONITORING DURING CONSTRUCTION
 SAN DIEGO PIPELINE 6 NORTH REACH, ENVIRONMENTAL MONITORING DURING CONSTRUCTION
 SAN DIEGO PIPELINE 6 NORTH REACH, PROGRAM MANAGEMENT FOR CONSTRUCTION
 SAN DIEGO PIPELINE 6 PROGRAM MGT
 SAN DIEGO PIPELINE 6, NORTH REACH
 SAN DIEGO PIPELINE CONTRACT # 2 MT OL
 SAN DIEGO PIPELINE NO. 1 JOINT REPAIR
 SAN DIEGO PIPELINE NO. 2 ACCESS ROAD RELOCATION
 SAN DIEGO PIPELINE NO. 2 AND 3 -MODIFY INTERCONNECTION
 SAN DIEGO PIPELINE NO. 3 BYPASS
 SAN DIEGO PIPELINE NO. 3 PIPING MODIFICATIONS
 SAN DIEGO PIPELINE NO. 5 - OCT. 2007 FIRE DAMAGE - REPLACE ABOVE GROUND CORROSION CONTROL SYSTEM EQUIPMENT, AND STRUCTURAL APPURTENANCES
 SAN DIEGO PIPELINE NO. 6 - RIVERSIDE BRANCH - ETIWANDA FACILITY/DROP INLET STRUCTURE
 SAN DIEGO PIPELINE NO. 6 - RIVERSIDE BRANCH - PLEASANT PEAK, COMMUNICATIONS
 SAN DIEGO PIPELINE NO. 6 - RIVERSIDE TUNNEL CONSTRUCTION - AS BUILT
 SAN DIEGO PIPELINE NO. 6 - RIVERSIDE TUNNEL COST OF RIGHT OF WAY (OPTIONAL PORTAL SITE)
 SAN DIEGO PIPELINE NO. 6 - RIVERSIDE TUNNEL ENVIRONMENTAL CONSTRUCTION
 SAN DIEGO PIPELINE NO. 6 - RIVERSIDE TUNNEL ENVIRONMENTAL PRELIMINARY DESIGN
 SAN DIEGO PIPELINE NO. 6 - RIVERSIDE TUNNEL PRELIMINARY DESIGN
 SAN DIEGO PIPELINE NO. 6 - RIVERSIDE TUNNEL PROGRAM MANAGEMENT
 SAN DIEGO PIPELINE NO. 6 - RIVERSIDE TUNNEL RIGHT OF WAY PRELIMINARY DESIGN
 SAN DIEGO PIPELINE NO. 6 - CONTRACT NO.1 SAN DIEGO CANAL TO MOUNT OLYMPUS
 SAN DIEGO PIPELINE NO. 6 - CONTRACT NO.2 MOUNT OLYMPUS TUNNEL & PORTALS
 SAN DIEGO PIPELINE NO. 6 - NORTH REACH CONSTRUCTION - AS BUILT
 SAN DIEGO PIPELINE NO. 6 - NORTH REACH ENVIRONMENTAL - CONSTRUCTION

TABLE 3
CONVEYANCE, DISTRIBUTION, AND STORAGE SYSTEM COSTS

Description**Distribution Facilities**

SAN DIEGO PIPELINE NO. 6 - NORTH REACH ENVIRONMENTAL PRELIMINARY DESIGN
 SAN DIEGO PIPELINE NO. 6 - NORTH REACH FINAL DESIGN & ADV/NTP
 SAN DIEGO PIPELINE NO. 6 - NORTH REACH POST DESIGN
 SAN DIEGO PIPELINE NO. 6 - NORTH REACH PRELIMINARY DESIGN
 SAN DIEGO PIPELINE NO. 6 - NORTH REACH PROGRAM MANAGEMENT - CONSTRUCTION
 SAN DIEGO PIPELINE NO. 6 - NORTH REACH PROGRAM MANAGEMENT - DESIGN
 SAN DIEGO PIPELINE NO. 6 - NORTH REACH RIGHT OF WAY FINAL DESIGN
 SAN DIEGO PIPELINE NO. 6 - NORTH REACH RIGHT OF WAY PRELIMINARY DESIGN
 SAN DIEGO PIPELINE NO. 6 - NORTHERN PIPELINE COST OF RIGHT OF WAY
 SAN DIEGO PIPELINE NO. 6 - NORTHERN REACH ENVIRONMENTAL FINAL DESIGN
 SAN DIEGO PIPELINE NO. 6 - OPERATIONS SCOPING STUDY
 SAN DIEGO PIPELINE NO. 6 - PIPELINE/TUNNEL STUDY - DESIGN
 SAN DIEGO PIPELINE NO. 6 - PIPELINE/TUNNEL STUDY - ENVIRONMENTAL
 SAN DIEGO PIPELINE NO. 6 - PIPELINE/TUNNEL STUDY - PROJECT MANAGEMENT
 SAN DIEGO PIPELINE NO. 6 - PIPELINE/TUNNEL STUDY - RIGHT OF WAY
 SAN DIEGO PIPELINE NO. 6 - PROJECT MANAGEMENT
 SAN DIEGO PIPELINE NO. 6 - RIGHT OF WAY
 SAN DIEGO PIPELINE NO. 6 - SOUTH REACH - PROGRAM MANAGEMENT
 SAN DIEGO PIPELINE NO. 6 - SOUTH REACH / TUNNEL STUDY
 SAN DIEGO PIPELINE NO. 6 - SOUTH REACH CONSTRUCTION / AS BUILT
 SAN DIEGO PIPELINE NO. 6 - SOUTH REACH COST OF RIGHT OF WAY
 SAN DIEGO PIPELINE NO. 6 - SOUTH REACH ENVIRONMENTAL - CONSTRUCTION
 SAN DIEGO PIPELINE NO. 6 - SOUTH REACH ENVIRONMENTAL FINAL DESIGN
 SAN DIEGO PIPELINE NO. 6 - SOUTH REACH ENVIRONMENTAL PRELIMINARY DESIGN
 SAN DIEGO PIPELINE NO. 6 - SOUTH REACH FINAL DESIGN/ADV
 SAN DIEGO PIPELINE NO. 6 - SOUTH REACH PRELIMINARY DESIGN
 SAN DIEGO PIPELINE NO. 6 - SOUTH REACH RIGHT OF WAY FINAL DESIGN
 SAN DIEGO PIPELINE NO. 6 - SOUTH REACH RIGHT OF WAY PRELIMINARY DESIGN
 SAN DIEGO PIPELINE NO. 6 - SOUTH REACH TUNNEL ALIGNMENT ANALYSIS
 SAN DIEGO PIPELINE NO. 6 AREA STUDY
 SAN DIEGO PIPELINE NO. 6 ENVIRONMENTAL MITIGATION
 SAN DIEGO PIPELINE NO. 4 & AULD VALLEY PIPELINE CARBON FIBER REPAIR STUDY
 SAN DIEGO PIPELINE NOS. 1 AND 2 REHABILITATION
 SAN DIEGO PIPELINE NOS. 1 AND 3 - VALVE REPLACEMENT
 SAN DIEGO PIPELINE REPAIR AT STATION 1268+57
 SAN DIEGO PIPELINES 1 & 2, STA 1120+00 TO 1149+00
 SAN DIEGO PIPELINES 1 & 2, STA 113+00 TO 1159+00
 SAN DIEGO PIPELINES 1 & 2, STA 1151+00 TO 1169+00
 SAN DIEGO PIPELINES 1 & 2, STA 1358+00 TO 1366+50
 SAN DIEGO PIPELINES 1 & 2, STA 1358+00 TO 1369+00
 SAN DIEGO PIPELINES 1 & 2, STA 1367+00 TO 1380+00
 SAN DIEGO PIPELINES 1 AND 3, VALVE REPLACEMENT STUDY
 SAN DIEGO PIPELINES 3 & 5 VACUUM VALVE REPLACEMENT
 SAN DIEGO PIPELINES 3 & 5 VACUUM VALVE REPLACEMENT PROJECT
 SAN DIEGO PPLN 6 CIP
 SAN DIEGO PPLN 6, ENVIRONMENTAL MITIGATION PLANNING, INITIATION PHASE
 SAN DIEGO PPLN 6, ENVIRONMENTAL NORTHERN PPLN, PRELIMINARY DESIGN
 SAN DIEGO PPLN 6, NORTH REACH FINAL DESIGN/ADV/NTP
 SAN DIEGO PPLN 6, NORTHERN PPLN, PRELIMINARY DESIGN
 SAN DIEGO PPLN 6, PPLN AND TUNNEL ENGR STUDIES, INITIATION PHASE
 SAN DIEGO PPLN 6, PROJECT MGMT, INITIATION PHASE
 SAN DIEGO PIPE NO. 5-SCH SD-16, SKINNER TO TEMECULA (SPEC NO. 1065)
 SAN DIEGO PIPE NO. 5-SCH SD-17, TEMECULA TO DELIVERY POINT
 SAN DIMAS AND RED MOUNTAIN POWER PLANTS STANDBY DIESEL ENGINE GENERATOR REPLACEMENTS
 SAN DIMAS AND RED MOUNTAIN POWER PLANTS STANDY DIESEL ENGINE GENERATOR REPLACEMENTS
 SAN DIMAS CONTROL STRUCTURE 500 GALLONS DIESEL TANK REPLACEMENT
 SAN DIMAS HEP BATTERY BANK AND GENERATOR BREAKER
 SAN DIMAS PCS - UNINTERRUPTIBLE POWER SOURCE SYSTEMS INSTALLATION
 SAN DIMAS POWER PLANT
 SAN FRANCISQUITO PIPELINE BLOW OFF STRUCTURE, STA 287+70, ACCESS ROAD CONSTRUCTION
 SAN FRANCISQUITO PIPELINE BLOWOFF STRUCTURE
 SAN GABRIEL CANYON CROSSING SCHEDULE 8C
 SAN GABRIEL PCS ELECTRICAL REPLACEMENTS
 SAN GABRIEL PRESSURE CONTROL STRUCTURE (SPEC NO. 566)
 SAN GABRIEL RIVER SPILLWAY (WEIR 1037.5)
 SAN GABRIEL TOWER AND SPILLWAY IMPROVEMENTS
 SAN GABRIEL TOWER SEISMIC UPGRADE
 SAN GABRIEL TOWER SLIDE GATE
 SAN GABRIEL TOWER SLIDE GATE REHABILITATION
 SAN JACINTO #1 AND #2 CASA LOMA FAULT CROSSING STRUCTURE UPGRADE
 SAN JACINTO DIVERSION STRUCTURE SLIDE GATE (V-03) REPAIRS
 SAN JACINTO DIVERSION STRUCTURE SLIDE GATE V-03 REHABILITATION
 SAN JACINTO DIVERSION STRUCTURE SLIDE GATE V-03 REPLACEMENT
 SAN JACINTO DIVERSION STRUCTURE SLIDE GATES V-01 V-02 REPAIR
 SAN JACINTO PIPELINE, STA 82+50 TO 88+00
 SAN JOAQUIN PRESSURE RELIEF STRUCTURE FOR THE EAST ORANGE COUNTY FEEDER 2
 SAN JOAQUIN RELIEF STRUCTURE FOR EASTERN ORANGE COUNTY FEEDER #2
 SAN JOAQUIN RELIEF STRUCTURE FOR EASTR OC FDR #2
 SAN JOAQUIN RESERVOIR, INSTALL BULKHEAD
 SAN JUAN TUNNEL (SPEC NO. 437)
 SAN MARINO LATERAL: STA. 0+00 TO 54+10, SCH. 45SC
 SAN RAFAEL TUNNELS NO. 1 & NO. 2
 SANTA ANA CROSS FDR(FORMERLY EL TORO PIPELINE) CONNECTS OC AND EOC#2 FDRS
 SANTA ANA CROSS FDR-RELOCATE FLOWER STREET STORM DRAINAGE
 SANTA ANA RIVER BRIDGE EXPANSION JOINT REPLACEMENT
 SANTA ANA RIVER BRIDGE SCHEDULE 2B

TABLE 3
CONVEYANCE, DISTRIBUTION, AND STORAGE SYSTEM COSTS

Description**Distribution Facilities**

SANTA ANA RIVER BRIDGE SEISMIC RETROFIT
SANTA ANA RIVER BRIDGE SEISMIC UPGRADE
SANTA ANA RIVER DISCHARGE PAD
SANTA ANA RIVER DISCHARGE PAD - UPPER FEEDER
SANTA MONICA AND CALABASAS FEEDER BYPASS FOR SECTIONALIZING VALVES
SANTA MONICA FD.-MODIFY MANHOLE & BLOWOFF STRUCTURE, STA. 4504-86
SANTA MONICA FDR - HOLLYWOOD TNL. REPLACE 16
SANTA MONICA FDR SUNSET RELIEF STRUCTURE
SANTA MONICA FDR.-HOLLYWOOD TUNNEL REPL.16
SANTA MONICA FEEDER - REPAIR MANHOLE RISERS
SANTA MONICA FEEDER - REPLACE CAST IRON FLANGES ON LOWER
SANTA MONICA FEEDER AND CALABASAS FEEDER BYPASS FOR SECTIONALIZING VALVES
SANTA MONICA FEEDER- BETTERMENT OF SERVICE CONNECTION BH-1
SANTA MONICA FEEDER CAST IRON PIPE REHABILITATION
SANTA MONICA FEEDER CATHODIC PROTECTION
SANTA MONICA FEEDER CATHODIC PROTECTION..
SANTA MONICA FEEDER- HOLLYWOOD TNNL CONTROL STRUCT. REPL.VALVE
SANTA MONICA FEEDER INTERNAL SEAL INSTALLATION
SANTA MONICA FEEDER RELOCATION
SANTA MONICA FEEDER SCHEDULE 29SC (SPEC NO. 328)
SANTA MONICA FEEDER SCHEDULE 30SC
SANTA MONICA FEEDER SCHEDULE 31P
SANTA MONICA FEEDER SCHEDULE 32C1 (SPEC NO. 333)
SANTA MONICA FEEDER SCHEDULE 33C1
SANTA MONICA FEEDER STATION 495+10 REHABILITATION
SANTA MONICA FEEDER STATION REHABILITATION
SANTA MONICA FEEDER- GLENDALE SERVICE CONNECTION G-2 RECON T/2
SANTA MONICA FEEDER-REPLACE CAST IRON FLANGES (PROJECT 102725)
SANTA MONICA FEEDER-SUNSET RELIEF STRUCTURE-MODIFY STA. 433022
SANTIAGO BUTTERFLY VALVE REPLACEMENT AT STA 216+40
SANTIAGO CONTROL TOWER CATHODIC PROTECTION
SANTIAGO CONTROL TOWER SEISMIC IMPROVEMENTS
SANTIAGO LATERAL ACCESS ROAD REPAIR
SANTIAGO LATERAL- MOTOR FOR VALVE AT STA 216+40
SANTIAGO LATERAL REPLACE MOTOR - OPERATED VALVE
SANTIAGO LATERAL SECTIONALIZATION VALVE REPLACEMENT
SANTIAGO LATERAL STA 216+40 BUTTERFLY VALVE REPLACEMENT
SANTIAGO LATERAL, REPLACE MOTOR OPERATED VALVE
SANTIAGO LATERAL, REPLACE MOTOR OPERATED VALVE (103233)
SANTIAGO LATERAL: STA. 112+90 TO 451+40., SCH. 91P (SPEC NO. 477)
SANTIAGO LTRAL: STA. 0+00 TO 112+90 & SPILLWAY DISCHG. LN, SCH 90SC
SANTIAGO PRESSURE CONTROL STRUCTURE
SANTIAGO TOWER ACCESS ROAD IMPROVEMENT
SC-1
SC-2A & B
SC-3
SC-4
SC-5A & B
SCADA COMMUNICATIONS BACKBONE RELIABILITY UPGRADE
SCADA COMMUNICATIONS MPLS UPGRADE - AT&T REGION (MINOR CAP)
SCADA COMMUNICATIONS MPLS UPGRADE - VERIZON REGION (MINOR CAP)
SCADA NETWORK INTRUSION DETECTION SYSTEM
SCADA SYSTEM HARDWARE UPGRADE
SCADA SYSTEM NT SOFTWARE UPGRADE
SCADA SYSTEM SUPPORT PROGRAMS
SCADA, REPLACE AREA CONTROLS
SD 03 & 04
SD AND CASA LOMA CANALS LINING
SD CANAL EAST & WEST BYPASS SCREENING STRUCTURES STUDY
SD CANAL REPLACE SODIUM BISULFITE TANK
SD PIPELINE 3 CULVERT ROAD REHAB
SD PIPELINE 3,4, AND 5 PROTECTIVE COVER
SD PIPELINE 4 EXPLORATORY EXCAVATION
SD PIPELINE 5 EXPLORATORY EXCAVATION
SD PIPELINES 3 AND 5 REMOTE CONTROL BYPASS STRUCTURE GATES AND ISOLATION VALVES
SD-02
SD-04
SD-05
SD-08
SD-09
SD-10
SD-11
SD6 - NORTH REACH POST DESIGN
SD-MISC
SECOND LOWER & SEPULVEDA FEEDERS SCI DRAIN STATIONS
SECOND LOWER CROSS FEEDER - VALVE PROCUREMENT
SECOND LOWER CROSS FEEDER CONSTRUCTION
SECOND LOWER CROSS FEEDER FINAL DESIGN
SECOND LOWER FDR, REPAIRS AT SELECT LOCATIONS
SECOND LOWER FEEDER - INSTALL LINER
SECOND LOWER FEEDER - STEEL LINER IN PORTION
SECOND LOWER FEEDER CATHODIC PROTECTION SYSTEM
SECOND LOWER FEEDER CURRENT MITIGATION REFURBISHMENT
SECOND LOWER FEEDER PCCP - REACHES 7, AND 10
SECOND LOWER FEEDER PCCP 2016 URGENT REPAIRS
SECOND LOWER FEEDER PCCP REHAB, RW ACQUISITION

TABLE 3
CONVEYANCE, DISTRIBUTION, AND STORAGE SYSTEM COSTS

Description**Distribution Facilities**

SECOND LOWER FEEDER PCCP REHAB. - REACH 9
 SECOND LOWER FEEDER PCCP REHABILITATION
 SECOND LOWER FEEDER PCCP REHABILITATION - PRELIMINARY DESIGN
 SECOND LOWER FEEDER PCCP REHABILITATION - PIPE PROCUREMENT DOCUMENTS
 SECOND LOWER FEEDER PCCP REHABILITATION - REACH 1
 SECOND LOWER FEEDER PCCP REHABILITATION - REACH 11
 SECOND LOWER FEEDER PCCP REHABILITATION - REACH 12
 SECOND LOWER FEEDER PCCP REHABILITATION - REACH 2
 SECOND LOWER FEEDER PCCP REHABILITATION - REACH 3
 SECOND LOWER FEEDER PCCP REHABILITATION - REACH 3A
 SECOND LOWER FEEDER PCCP REHABILITATION - REACH 3B
 SECOND LOWER FEEDER PCCP REHABILITATION - REACH 5
 SECOND LOWER FEEDER PCCP REHABILITATION - REACH 6
 SECOND LOWER FEEDER PCCP REHABILITATION - REACH 8
 SECOND LOWER FEEDER PCCP REHABILITATION - REACH 9
 SECOND LOWER FEEDER PCCP REHABILITATION - REACHES 7 & 10
 SECOND LOWER FEEDER PCCP REHABILITATION - REAL PROPERTY ACQUISITION
 SECOND LOWER FEEDER PCCP REHABILITATION - VALVE PROCUREMENT
 SECOND LOWER FEEDER PCCP REPAIRS
 SECOND LOWER FEEDER REHABILITATION REACH 3 ACOUSTIC FIBER OPTIC PCCP MONITORING SYSTEM
 SECOND LOWER FEEDER RELIABILITY AT 3 LOCATIONS - SEISMIC STUDY
 SECOND LOWER FEEDER- SCH. 107-DIEMER PLNT. TO C.CRK.CONTROL STRUCT.
 SECOND LOWER FEEDER- SCH. 108
 SECOND LOWER FEEDER- SCH. 110 & 111- STA. 830+00 TO 1050+00
 SECOND LOWER FEEDER- SCH. 114 & 115
 SECOND LOWER FEEDER, BIXBY VALVE REPLACEMENT
 SECOND LOWER FEEDER-CARBON CREEK PRESSURE CONTROL STRUCTURE
 SECOND LOWER FEEDER-SCH.112 -WOODRUFF TO W. OF LONG BEACH BLVD.
 SECOND LOWER FEEDER-SCH.113 -W. OF LONG BEACH BLVD.TO ALAMEDA ST.
 SECOND SAN DIEGO ACQUEDUCT, MISCELLANEOUS CREDITS (SPEC NO. 554)
 SECOND SAN DIEGO ACQUEDUCT, SCHEDULE SD1C (SPEC NO. 554)
 SECOND SAN DIEGO ACQUEDUCT, SCHEDULE SD2C (SPEC NO. 554)
 SECOND SAN DIEGO ACQUEDUCT, SCHEDULE SD3C (SPEC NO. 554)
 SECOND SAN DIEGO ACQUEDUCT, SCHEDULE SD4C (SPEC NO. 554)
 SECOND SAN DIEGO AQUEDUCT, SCHEDULE SD10P (SPEC. NO. 537)
 SECOND SAN DIEGO AQUEDUCT, SCHEDULE SD8P (SPEC. NO. 537)
 SECOND SAN DIEGO AQUEDUCT, SCHEDULE SD9P (SPEC. NO. 537)
 SECOND SAN DIEGO AQUEDUCT3, SCHEDULE SD11SC (SPEC. NO. 537)
 SECURITY FENDING AT OC-88 PUMP PLANT
 SEISMIC UPGRADE OF 11 FACILITIES ON THE ALLEN MCCOLLOCH PIPELINE
 SEISMIC UPGRADES AT 10 SERVICE CONNECTION STRUCTURES ALONG AMP
 SELECTED PRESSURE CONTROL STRUCTURES-REPLACE VALVE POSITION INDICATORS
 SELECTED PRESSURE REPLACE VALVE POSITION INDICATORS
 SEPULVEDA CANYON CONTROL FACILITY BYPASS PROJECT
 SEPULVEDA CANYON CONTROL FACILITY RELIABILITY IMPROVEMENTS
 SEPULVEDA CANYON CONTROL FACILITY WATER STORAGE TANKS SEISMIC UPGRADE
 SEPULVEDA CANYON FACILITY WATER TANKS SEISMIC UPGRADES
 SEPULVEDA CANYON PCS TO VENICE PCS VALVE REPLACEMENTS
 SEPULVEDA CANYON POWER PLANT TAIL RACE COATINGS
 SEPULVEDA CANYON TANKS EXTERIOR AND INTERIOR RECOATING
 SEPULVEDA FDR & 2ND FDR, CORROSION CTRL
 SEPULVEDA FDR, WEST VALLEY FDR. NO.1- MODIF.OF STRUCTURES PHASE II
 SEPULVEDA FEEDER - CARBON FIBER LINER REPAIRS
 SEPULVEDA FEEDER CATHODIC PROTECTION SYSTEM
 SEPULVEDA FEEDER CFRP URGENT RELINING
 SEPULVEDA FEEDER CORROSION/INTERFERENCE MITIGATION, STATION 950+00 TO 1170+00
 SEPULVEDA FEEDER- CULVER CITY FDR. TO WEST COAST FDR.
 SEPULVEDA FEEDER- EL SEGUNDO BLVD. TO 220TH ST.,SCH. 133 AND 134
 SEPULVEDA FEEDER HEP AUTO PILOT
 SEPULVEDA FEEDER- INTERCONNECT BALBOA TUNNEL TO 1ST LA AQ (DWP)
 SEPULVEDA FEEDER PCCP 2016 URGENT REPAIRS
 SEPULVEDA FEEDER PCCP CARBON FIBER JOINT REPAIRS
 SEPULVEDA FEEDER PCCP DEL AMO BLVD URGENT RELINING
 SEPULVEDA FEEDER PCCP REHABILITATION - REACH 1
 SEPULVEDA FEEDER PCCP REHABILITATION - REACH 2
 SEPULVEDA FEEDER PCCP REHABILITATION - REACH 3
 SEPULVEDA FEEDER PCCP REHABILITATION - REACH 4
 SEPULVEDA FEEDER PCCP REHABILITATION - REACH 5
 SEPULVEDA FEEDER PCCP REHABILITATION - SOUTH REACH PDR AND NORTH REACH PDR THROUGH CONSTRUCTION
 SEPULVEDA FEEDER PCCP URGENT RELINING AT STATIONS 569+40 760+33 AND 921+69
 SEPULVEDA FEEDER PIPELINE REPAIR
 SEPULVEDA FEEDER REPAIRS AT 3 SITES
 SEPULVEDA FEEDER- SCH. 123, 124 AND 125
 SEPULVEDA FEEDER- SEPULVEDA CANYON CONTROL FACILITY
 SEPULVEDA FEEDER- SEPULVEDA TUNNEL TO SLAUSON AVE.
 SEPULVEDA FEEDER- SEPULVEDA TUNNEL, SCH.126
 SEPULVEDA FEEDER SOUTH CATHODIC PROTECTION SYSTEM
 SEPULVEDA FEEDER STATION 2002+02 TO 2273+28 STRAY CURRENT INTERFERENCE MITIGATION
 SEPULVEDA FEEDER STRAY CURRENT MITIGATION
 SEPULVEDA FEEDER STRAY CURRENT MITIGATION REFURBISHMENT
 SEPULVEDA FEEDER SYSTEM- CALABASAS FEEDER
 SEPULVEDA FEEDER- VENICE PRESSURE CONTROL STRUCTURE
 SEPULVEDA FEEDER WEST AREA WATER SUPPLY RELIABILITY PIPELINE IMPROVEMENTS
 SEPULVEDA FEEDER, RELOCATION OF AIR VENT
 SEPULVEDA FEEDER/EAST VALLEY FEEDER INTERCONNECTION ELECTRICAL UPGRADES
 SEPULVEDA FEEDER-SCH.119,120,121& 122-BALBOA TRT.PLT. TO CHTSWRTH.ST

TABLE 3
CONVEYANCE, DISTRIBUTION, AND STORAGE SYSTEM COSTS

Description**Distribution Facilities**

SEPULVEDA HEP AUTO PILOT VALVES
 SEPULVEDA HEP TAILRACE COATINGS
 SEPULVEDA PCS - PERIMETER ASPHALT REPAIRS
 SEPULVEDA PIPELINE PCCP REHABILITATION
 SEPULVEDA TANKS CATHODIC PROTECTION SYSTEM
 SEPULVEDA WEST VALLEY AND EAST VALLEY FEEDERS INTERCONNECTION
 SEPULVEDAFEEDER/EASTVALLEYFEEDERINTERCONNECTIONELECTRICALUPGRADES
 SEPULVEDA-WEST BASIN INTERCONNECTION VALVE REPLACEMENT
 SEPULVEDA-WEST BASIN INTERCONNECTION VALVE REPLACEMENTS
 SEPULVEDE FDR-STRAY CURRENT INTERFERENCE
 SERVICE AREA INTERCONNECTION ENHANCEMENT PROGRAM
 SERVICE CONN. DW-CV-4, VALVE STRUCTURE,WATER SIPHON, STA. 9698+00
 SERVICE CONN. DW-CV-4,WHITE WATER SIPHON (2ND BARREL)STA. 9698+00
 SERVICE CONNECTION A02 REHABILITATION
 SERVICE CONNECTION A-02 REHABILITATION
 SERVICE CONNECTION B-06 CITY OF BURBANK
 SERVICE CONNECTION C8-19 SAN GABRIEL VALLEY WATER
 SERVICE CONNECTION CB-11B - CHINO BASIN
 SERVICE CONNECTION CB-14 Y CB20 IE UTIL
 SERVICE CONNECTION CENB-29 EQUIPMENT RELOCATION
 SERVICE CONNECTION CENB-54-STA-168 CENTRAL BASIN MWD
 SERVICE CONNECTION CENB-55 CENTRAL BASIN MWD
 SERVICE CONNECTION CLWA-01 - MODIFICATIONS
 SERVICE CONNECTION CM-5 CITY OF NEW PORT
 SERVICE CONNECTION EM-01A
 SERVICE CONNECTION EM-04B METER REPLACEMENT
 SERVICE CONNECTION EM-20
 SERVICE CONNECTION EM-20 - EASTERN
 SERVICE CONNECTION EM20 SURGE ANALYSIS
 SERVICE CONNECTION EM-22
 SERVICE CONNECTION EM-23
 SERVICE CONNECTION F-08 MODIFICATIONS - FULLERTON
 SERVICE CONNECTION FLOWMETER REPLACEMENT
 SERVICE CONNECTION G-03 CITY OF GLENDALE
 SERVICE CONNECTION IRVINE RANCH WATER DIST, OC33 MOD
 SERVICE CONNECTION LA 25, BYPASS PIPELINE
 SERVICE CONNECTION LA-100 - LOS ANGELES
 SERVICE CONNECTION LA-17 FLOWMETER REPLACEMENTS
 SERVICE CONNECTION LA-17 REHABILITATION
 SERVICE CONNECTION LA-29 MODIFICATIONS - LOS ANGELES
 SERVICE CONNECTION LA-37A - LOS ANGELES
 SERVICE CONNECTION LB-01 - LONG BEACH
 SERVICE CONNECTION LB-01D - LONG BEACH
 SERVICE CONNECTION LOS ANGELES 5
 SERVICE CONNECTION LOS ANGELES 7
 SERVICE CONNECTION LV-01 UPGRADES
 SERVICE CONNECTION LV-03 LAS VIRGENES MWD
 SERVICE CONNECTION OC-26 - RELOCATION OF METER CABINET, INSTRUMENT HOUSING & AIR VENT STACK
 SERVICE CONNECTION OC-26, RELOCATION OF METER CABINET, INSTRUMENT
 SERVICE CONNECTION OC-38 - ORANGE CITY
 SERVICE CONNECTION OC-51 MODIFICATION
 SERVICE CONNECTION OC-70 - ORANGE CITY
 SERVICE CONNECTION OC-79 MODIFICATIONS - MWDOC
 SERVICE CONNECTION P1
 SERVICE CONNECTION P-1-UPPER FEEDER (ORG CONST)
 SERVICE CONNECTION PM-24 MODIFICATIONS - THREE VALLEY MWD
 SERVICE CONNECTION PM-26 MODIFICATIONS - THREE VALLEY MWD
 SERVICE CONNECTION PM-28 - THREE VALLE
 SERVICE CONNECTION RIALTO
 SERVICE CONNECTION RIALTO- THREE VALLEY
 SERVICE CONNECTION SA-3 CITY OF SANA ANA
 SERVICE CONNECTION SA-3 ORANGE COUNTY FEEDER- BRISTOL
 SERVICE CONNECTION SA-4 - SANTA ANA
 SERVICE CONNECTION SCADA UPGRADE PRJT, CNEB-3,5,6,12,23,35,51
 SERVICE CONNECTION SD-02 SAN DIEGO WATER AUTHORITY
 SERVICE CONNECTION SD-7 STUDY - SDCWA
 SERVICE CONNECTION SGV-01 - SAN GABRIEL
 SERVICE CONNECTION SMR-01
 SERVICE CONNECTION WB13 - WEST BASIN FEEDER
 SERVICE CONNECTION WB-26 - RIVERSIDE
 SERVICE CONNECTION WB-2A & WB-2B EQUIPMENT RELOCATION
 SERVICE CONNECTIONS CB-12 & CB-16 TURNOUT VALVE REPLACEMENT & ELECTRICAL UPGRADE
 SERVICE CONNECTIONS CB-9 AND PM-17 MODIFICATIONS
 SERVICE CONNECTIONS WB-2A AND WB-2B EQUIPMENT RELOCATION
 SF-01
 SIERRA MADRE TUNNEL
 SIMULATION AND MODELING APPLICATION FOR REAL TIME OPERATIONS SMART OPS
 SITE 3 SECOND LOWER FEEDER URGENT REPAIRS
 SITE 3 SECOND LOWER FEEDER URGENT REPAIRS - FINAL DESIGN
 SITES 1 & 2 SECOND LOWER FEEDER URGENT REPAIRS
 SITES 1 & 2 SECOND LOWER FEEDER URGENT REPAIRS - FINAL DESIGN & PIPE FABRICATION
 SKINNER BRANCH- CONSTRUCT 50FT X 150FT METAL STORAGE BLDG
 SKINNER ACCUSONIC FLOWMETER REPLACEMENT
 SKINNER BRANCH - AIR INJECTION MODIFICATIONS TO RED MOUNTAIN POWER PLANT
 SKINNER BRANCH - CASA LOMA CANAL
 SKINNER BRANCH - CASA LOMA SIPHON BARREL ONE

TABLE 3
CONVEYANCE, DISTRIBUTION, AND STORAGE SYSTEM COSTS

Description**Distribution Facilities**

SKINNER BRANCH - CATWALK FOR TRAVELING MAINTENANCE BRIDGE FOR
SKINNER BRANCH - FABRICATE & REPLACE THE STEMS, NUTS & KEYS
SKINNER BRANCH - REPAIR MODULE 1 AND 2 FLOCCULATORS BRIDGES
SKINNER BRANCH, SAN DIEGO CANAL ACOUSTIC FLOW METER
SKINNER BRANCH, UPGRADE EXISTING PUBLIC ADDRESS & ALARM SYS
SKINNER BYPASS PIPELINE CHLORINATION SYSTEM
SKINNER DAM REMEDIATION
SKINNER DISTRIBUTION SYSTEM - CONTRACT # 1396
SKINNER EGEN UST UPGRADE - LLD INSTALLATION
SKINNER ELECTRICAL BUILDING HVAC UPGRADE
SKINNER FACILITY AREA PAVING
SKINNER FILTR. PLANT- CATHODIC PROTECTION
SKINNER FILTRATION PLANT - ELEVATED SLAB IN SERVICE BLDG 1
SKINNER HELIPAD REHAB
SKINNER INDUSTRIAL WATER PUMP CONTROL UPGRADE
SKINNER ORP SWITCHGEAR BATTERY REPLACEMENT
SKINNER PLANT 1 LOSS OF HEAD ULTRASONIC METER REPLACEMENT
SKINNER PLANT IMPROVEMENT PROGRAM, EFFLUENT TANK BYPASS
SKINNER REPLACEMENT FOR WETCELL BATTERY AND INVERTER
SKINNER SCADA SERVERS RELOCATION
SKINNER SPARGER PUMP REPLACEMENT
SKINNER SPILLWAY REHABILITATION
SKINNER, REPLACE WILLOWGLEN RTU
SMART-OPS (FORMERLY RTOS)
SMN-02
SOLAR FROM CWE
SOMMS - MATERIALS INTERFACE & MOBILE TECHNOLOGY
SOTO ST FAC-REPL HEAT & A/C SYSTEM
SOTO ST. FACILITY - SECURITY & HVAC REPLACEMENT
SOTO STREET FACILITY - BUILDING SEISMIC UPGRADE
SOTO STREET FACILITY - REPLACE HEATING
SOTO STREET FACILITY - ROOF REPLACEMENT
SOUTH COAST FEEDER, SCH 68 PS AND 69PS (SPEC NO. 667)
SOUTH COUNTY PIPELINE PROTECTION AT SAN JUAN CREEK
SOUTH COUNTY PIPELINE PROTECTION AT SAN JUAN CREEK CROSSING
SOUTH REACH / TUNNEL STUDY
SOUTH REACH CONSTRUCTION/ASBUILT - FUTURE UNAPPROPRIATED
SOUTH REACH DESIGN - FUTURE/UNAPPROPRIATED
SOUTH REACH ENVIRONMENTAL - FUTURE/UNAPPROPRIATED
SOUTH REACH FEASIBILITY STUDY
SOUTH REACH PROJECT MANAGEMENT - FUTURE/UNAPPROPRIATED
SOUTH REACH RIGHT OF WAY - FUTURE/UNAPPROPRIATED
SPECIAL SERVICE BRANCH - REPLACE PLATE BENDING
SPECIAL SERVICES BRANCH, INSTALL EMERGENCY GENERATOR FOR SHOPS
ST. JOHN'S CANYON CHANNEL EROSION MITIGATION
ST. JOHN'S CANYON CHANNEL REPAIR AND MODIFICATIONS
STATION 1094+93 TO 1331+00 (SCH SD12PS)
STATION 1278+00 TO 1291+00 - ORANGE COUNTY FEEDER (ORG CONST)
STATION 1331+00 TO 1593+14 (SDH SD13PS)
STATION 1553+50 TO 1820+50 (SCH SD14SG)
STATION 1820+50 TO SAN DIEGO COUNTY LINE (SCH SD15SG)
STRUCTURE MODIFICATIONS TO SAN DIEGO PIPELINE'S # 1 AND 2
STRUCTURES, PHASE 2 -WEST VALLEY FEEDER NO. 1 (INTERIM CONST)
SUNSET MAINTENANCE CENTER HOIST REPLACEMENT
SURGE SUPPRESSION SYSTEM AT OC-8
SVC CONNECT 2ND LOWER FEEDER STA 1866+00-1875+00
SVC CONNECT ALLEN MCCOLLOCH STA 289+00+292+00
SVC CONNECT ALLEN MCCOLLOCH STA 30+90-46+10
SVC CONNECT AULD VALLEY PIPELINE
SVC CONNECT BOX SPRINGS FEEDER STA 216+80-265+50
SVC CONNECT BOX SPRINGS FEEDER STA 51+50-54+75
SVC CONNECT CALH-03
SVC CONNECT CULVER CITY FEEDER STA 498+00-489+00
SVC CONNECT CULVER CITY FEEDER STA 533+00-543+00
SVC CONNECT DVL, SKINNER, SD CANAL
SVC CONNECT EAST OC FEEDER STA 1043+00-1059+00
SVC CONNECT EAST OC FEEDER STA 1149+45
SVC CONNECT EAST OC FEEDER STA 1219+00-1241+00
SVC CONNECT EM-24, PERRIS VALLEY
SVC CONNECT FOOTHILL FEEDER CLWA-1
SVC CONNECT FOOTHILL FEEDER STA 209+85-279+80
SVC CONNECT FOOTHILL FEEDER STA 381+00-384+00
SVC CONNECT LA-29A
SVC CONNECT LAS POSAS WELLFIELD
SVC CONNECT LOWER FEEDER STA 286+90-307+50
SVC CONNECT LOWER FEEDER STA 307+00-326+00
SVC CONNECT LOWER FEEDER STA 475+60-484+60
SVC CONNECT LOWER FEEDER STA 484+80
SVC CONNECT OC FEEDER STA 1299+50 ETC.
SVC CONNECT OC FEEDER STA 1437+50-1442+50
SVC CONNECT OC FEEDER STA 1656+50-1736+60
SVC CONNECT OC FEEDER STA 1969+50-1974+50
SVC CONNECT OC FEEDER STA 937+00-948+00
SVC CONNECT RIALTO PIPELINE STA 4046+00-4059+00
SVC CONNECT RIALTO PIPELINE STA 4056+00-4070+00
SVC CONNECT RIALTO PIPELINES STA 3305+36 TO 3316+00

TABLE 3
CONVEYANCE, DISTRIBUTION, AND STORAGE SYSTEM COSTS

Description**Distribution Facilites**

SVC CONNECT RIALTO PIPELINES STA 4046+00-4070+00
SVC CONNECT RIALTO STA 3390+00-3440+00
SVC CONNECT SA-03 MODIFICATIONS AND WILLITS PRESSURE CONTROL STRUCT
SVC CONNECT SAN FRANCISQUITO STA 269+50-293+00
SVC CONNECT SAN JOAQUIN RESERVOIR
SVC CONNECT SANTIAGO LATERAL & SPILLWAY DISCHARGE
SVC CONNECT SD PIPELINES STA 1326+00-1327+00
SVC CONNECT SD PIPELINES STA 1376+00-1470+00
SVC CONNECT SD PIPELINES STA 1391+50-1394+50
SVC CONNECT SD PIPELINES STA 1574+00-1584+60
SVC CONNECT SD STA 1191+00-193+00, 1176+00-1303+00
SVC CONNECT SD STA 1971+00-1981+00
SVC CONNECT SD STA 268+26, 268+39
SVC CONNECT SEPULVEDA FEEDER STA 1037+55
SVC CONNECT UPPER FEEDER STA 1044+00-1049+50
SVC CONNECT UPPER FEEDER STA 1064+50-1065+50
SVC CONNECT UPPER FEEDER STA 2006+00-2013+00
SVC CONNECT UPPER FEEDER STA 421+61
SVC CONNECT UPPER FEEDER STA 907+50-920+50
SVC CONNECT VICTORIA STREET LATERAL
SVC CONNECT WEST VALLEY FEEDER STA 1218+55
SVC CONNECT WEST VALLEY FEEDER STA 226+00-269+00
SYSTEM RELIABILITY PROGRAM
SYSTEM STATUS DISPLAY, OPERATIONS CONTROL CENTER
SYSTEM-WIDE ASPHALT REPLACEMENT
T-01 VENTURI FLOW METER REPLACEMENT
T-05
T-06
T-07
T-08
TELECOMM INFRASTRUCTURE UPGRADE PROGRAM, REPLACE DATA CENTER SWITCHES
TELECOMM INFRASTRUCTURE UPGRADE PROGRAM, REPLACE HUBS AT FIELD SITES
TELECOMM INFRASTRUCTURE UPGRADE PROGRAM, REPLACE ROUTERS AT FIELD SITES
TELECOMM INFRASTRUCTURE UPGRADE PROGRAM, TWO-WAY RADIO SYSTEM UPGRADE
TEMESCAL POWER PLANT REPLACE EMERGENCY GENERATOR
TESTING PROGRAM AT YORBA LINDA TEST FACILITY
THREE VALLEYS MWD MIRAMAR PUMPING PLANT UPGRADE
TORRANCE LATERAL EXTENSION
TORRANCE LATERAL EXTENSION SCHEDULE 40A
TORRANCE LATERAL SCHEDULE 27SC
TOTAL ORGANIC CARBON (TOD) ANALYZER REPLACEMENT
TREATED WATER CROSS CONNECTION PREVENTION - FINAL DESIGN & CONSTRUCTION
TREATED WATER CROSS CONNECTION PREVENTION - UNFUNDED WORK
TURNOUT STRUCTURE, SERVICE CONNECTION G-2-SANTA MONICA FDR (ORG CONST)
TWO STRAY CURRENT INTERFERENCE BONDS W ORANGE COUNTY FDR
TWO-WAY RADIO ENHANCEMENT - EMERGENCY SERVICES, FIRE CONTROL, EVACUATION & BLDG. MAINT.
TWO-WAY RADIO ENHANCEMENT FOR EMERGENCY SERVICES, FIRE CONTROL, EVACUATION AND BLDG. MAINTENANCE
UF RAW VACUUM VALVES AND BLOWOFF IMPROVEMENTS
UNDER GROUND STORAGE TANK DISPENSER SPILL CONTAINMENT & REMEDIATION
UNION STATION EGEN UST UPGRADE, LINE LEAK DETECTOR INSTALLATION
UNION STATION TWO-WAY RADIO ENHANCEMENT FOR EMERGENCY SERVICES, FIRE CONTROL, EVACUATION AND BUILDING MAINTENANCE
UPGRADE CATHODIC PROTECTION RECTIFIERS
UPGRADE HOLLYWOOD TUNNEL PORTAL SLEEVE VALVE EQUIPMENT
UPGRADE SUNSET GARAGE
UPPER FEEDER - CATHODIC PROTECTION (SCH 25)
UPPER FDR-MODIFY PUDDINGSTONE SPILLWAY, STA. 1950+62.71
UPPER FEEDER - SANTA ANA RIVER BRIDGE LINING REPAIR
UPPER FEEDER - SANTA ANA RIVER BRIDGE LINING REPAIRS
UPPER FEEDER - SANTA ANA RIVER BRIDGE REPAIRS
UPPER FEEDER - STRUCTURAL PROTECTION
UPPER FEEDER AIR ENTRAINMENT
UPPER FEEDER BLOW OFF STRUCTURE REPLACEMENT
UPPER FEEDER CATHODIC PROTECTION SYSTEM REHABILITATION
UPPER FEEDER EMERGENCY EXPANSION JOINT REPLACEMENT
UPPER FEEDER GATE REHABILITATION
UPPER FEEDER JUNCTION STRUCTURE SEISMIC UPGRADE
UPPER FEEDER- ROAD ACCESS TO SANTA ANA BRIDGE
UPPER FEEDER SANTA ANA RIVER BRIDGE SEISMIC MODIFICATION
UPPER FEEDER SANTA ANA RIVER CROSSING STAINLESS STEEL SLIP JOINT UPGRADE
UPPER FEEDER SANTA ANA RIVER DISCHARGE PAD
UPPER FEEDER SCHEDULE 10P
UPPER FEEDER SCHEDULE 11P
UPPER FEEDER SCHEDULE 1P
UPPER FEEDER SCHEDULE 2S
UPPER FEEDER SCHEDULE 3P
UPPER FEEDER SCHEDULE 4P
UPPER FEEDER SCHEDULE 5P
UPPER FEEDER SCHEDULE 6P
UPPER FEEDER SCHEDULE 7P
UPPER FEEDER SCHEDULE 8P
UPPER FEEDER SCHEDULE 9P
UPPER FEEDER- SERVICE CONNECTION P-1
UPPER FEEDER SERVICE CONNECTION, P-1, FM-1, AND SMR-1 REHABILITATION
UPPER FEEDER SERVICE CONNECTIONS UPGRADES
UPPER FEEDER TO ACCOMMODATE SANTA FE RAILWAY EXPANSION
UPPER FEEDER URGENT REPAIRS AT STA 3239+00

TABLE 3
CONVEYANCE, DISTRIBUTION, AND STORAGE SYSTEM COSTS

Description**Distribution Facilities**

UPPER FEEDER, MANHOLE MODIFICATION, STATION 1464+50
 UPPER FEEDER, MANHOLE MODIFICATION, STATION 1495+54
 UPPER FEEDER, MANHOLE MODIFICATION, STATION 1757+86
 UPPER FEEDER, STA 1048+70 TO 1051+77
 UPPER FEEDER, STA 1146+46 TO 116+50
 UPPER FEEDER, STRUCTURAL PROTECTION, FINAL DESIGN
 UPPER FEEDER: SERVICE CONN. FOR FOOTHILL M.W.D. IN PASADENA
 UPPER FEEDER:COTTAGE AND GARAGE AT EAGLE ROCK CONTROL TOWER
 UPPER FEEDER-REPLACE MAGNETIC FLOWMETER
 UPPER NEWPORT BACKBAY BLOW-OFF STRUCTURE REHABILITATION
 UPPER NEWPORT BAY BLOW-OFF STRUCTURE REHABILITATION
 UPS SYSTEMS INSTALLATION AT FOOTHILL PCS
 UPS SYSTEMS INSTALLATION AT PERRIS CONTROL STRUCTURE
 US-2
 USG-01
 USG-02
 USG-03
 USG-04
 USG-05
 USG-06
 USG-07
 USG-08
 USG-09
 UTILITY BUSINESS ARCHITECTURE (OBJECT MAPPING/MODELING)
 VACUUM AIR RELEASE VALVE RELOCATION PILOT PROGRAM
 VALLEY & LOS ANGELES DISTRIBUTION VALVE POSITION DISPLAY UPGRADE
 VALLEY BRANCH, PPLN CORROSION TEST STATION
 VALLEY VIEW HYDROELECTRIC GENERATOR REFURBISHMENT
 VALLEY VIEW METERING CIRCUIT MODIFICATIONS
 VALVE PALOS VERDE FEEDER
 VALVE PROCUREMENT
 VALVE, 20
 VALVE,24
 VALVE-ASCOT-GARVEY CROSS FEEDER
 VALVE-HOLLYWOOD TUNNEL CNTRL STRUCTURE - SANTA MONICA FDR (INTERIM CONST)
 VALVES - PALOS VERDES FEEDER
 VENICE PCS SECURITY UPGRADES
 VENICE PCS VALVE REFURBISHMENT
 VICTORIA ST. LATERAL EXTN. & VICTORIA ST.-223RD ST. CROSS FEEDER
 VICTORIA STREET LATERAL: STA. 0+00 TO 147+62 (SCH. 46P)
 VIDEO CONFERENCE REPLACEMENT
 VIDEO CONFERENCE SYSTEM UPGRADE
 VIDEOCONFERRING UPGRADE
 WADSWORTH PUMP DISCHARGE TO EASTSIDE PIPELINE INTERCONNECTION
 WADSWORTH PUMP PLANT STOP LOGS
 WADSWORTH PUMPING PLANT - MODIFICATION/REPAIRS OF FIFTY-NINE 6.9KV BREAKERS/CABINETS
 WADSWORTH PUMPING PLANT CONDUIT REPAIR AND PROTECTION
 WADSWORTH PUMPING PLANT CONTROL & PROTECTION UPGRADE
 WADSWORTH PUMPING PLANT CONTROL & PROTECTION UPGRADE, PRELIMINARY DESIGN
 WADSWORTH PUMPING PLANT CONTROL & PROTECTION UPGRADES
 WADSWORTH PUMPING PLANT FOREBAY GANTRY CRANE UPGRADE
 WADSWORTH PUMPING PLANT LIGHTING UPGRADES
 WADSWORTH PUMPING PLANT RECOATING 144" YARD PIPING
 WADSWORTH PUMPING PLANT SLEEVE VALVE REFURBISHMENT
 WADSWORTH PUMPING PLANT STOP LOGS ADDITION - STUDY
 WADSWORTH PUMPING PLANT YARD PIPING LINING REPLACEMENT
 WADSWORTH YARD PIPING LINING REPAIRS
 WADSWORTH/DVL CONTROL & PROTECTION SYSTEM UPGRADE - UPS REPLACEMENT
 WASHINGTON D.C. OFFICE LEASE AT 500 NEW JERSEY AVENUE N.W.
 WASHINGTON PCS ON PV FDR- PLATFORMS/LADDERS
 WASHINGTON STREET PRESSURE CONTROL STRUCTURE VALVE REPLACEMENT
 WASHINGTON STREET PRESSURE CONTROL STRUCTURE VALVE REPLACEMENT & SECURITY UPGRADES
 WATER DELIVERY SYSTEM AUTOMATION
 WATER ORDERING & EVENT SCHEDULING SYSTEM
 WATER PLANNING APPLICATION
 WATER QUALITY - REMOTE MONITORING
 WATER QUALITY LABORATORY BUILDING EXPANSION
 WATER QUALITY MONITORING AND EVENT DETECTION SYSTEM
 WB-01
 WB-02A
 WB-02B
 WB-03
 WB-06A
 WB-06B
 WB-06B METER REPLACEMENT PROJECT
 WB-07
 WB-08
 WB-09
 WB-10
 WB-11
 WB-12
 WB-13
 WB-18
 WB-19
 WB-21
 WB-22

TABLE 3
CONVEYANCE, DISTRIBUTION, AND STORAGE SYSTEM COSTS

Description**Distribution Facilities**

WB-23
 WB-24
 WB-25
 WB-26A
 WB-27
 WB-28
 WB-28 SERVICE CONNECTION MODIFICATIONS
 WB-29
 WB-30
 WB-31
 WB-32
 WB-33
 WB-34
 WB-36
 WB-37
 WB-39
 WB-40
 WB-MISC
 WCF/PVF INTERCONNECTION VALVE AUTOMATION
 WD-28
 WEST BASIN LATERAL EXTENSION
 WEST BASIN LATERAL: STA.4+95 TO 355+19 (SCH.43P)
 WEST BASIN LATERAL: STA.4+95 TO 355+19, SCH.43P (SPEC NO. 378)
 WEST COAST FEEDER - CATHODIC PROTECTION SYSTEMS
 WEST COAST FEEDER, DISCOUNTS & MISCELLANEOUS CREDITS
 WEST COAST FEEDER, SCHEDULE 65SC (SPEC. NO. 560)
 WEST COAST FEEDER, SCHEDULE 66SC (SPEC NO. 560)
 WEST COAST FEEDER, SCHEDULE 67SC (SPEC NO. 560)
 WEST OC FEEDER VALVE REPLACEMENT
 WEST ORANGE COUNTY FDR, RELOCATE STATIONS 132+16 TO 132+74
 WEST ORANGE COUNTY FDR. PCS-INSTALL 480V 3 PHASE ELEC. SERVICE
 WEST ORANGE COUNTY FEEDER (WOCF) VALVE REPLACEMENT
 WEST ORANGE COUNTY FEEDER BLOWOFF DRAIN LINE REHABILITATION ENGINEERING CHANGE
 WEST ORANGE COUNTY FEEDER CATHODIC PROTECTION
 WEST ORANGE COUNTY FEEDER OC-09 REHABILITATION
 WEST ORANGE COUNTY FEEDER -RELOCATION AT STATION 456+00+
 WEST ORANGE COUNTY FEEDER SERVICE CONNECTION OC-09 REHABILITATION
 WEST ORANGE COUNTY FEEDER- STA.0/03 TO 458/90, SCH. 60SC (SPEC #427)
 WEST ORANGE COUNTY FEEDER VALVE REPLACEMENT
 WEST ORANGE COUNTY FEEDER CATHODIC PROTECTION
 WEST VALLEY #1 FEEDER (FORMERLY CALLEGUAS CONDUIT)
 WEST VALLEY AREA STUDY
 WEST VALLEY FACILITIES STUDY
 WEST VALLEY FEEDER # 1 STAGE 2 VALVE STRUCTURE MODIFICATIONS - CONSTRUCTION
 WEST VALLEY FEEDER NO 1 - STAGE 2 VALVE STRUCTURE MODIFICATIONS
 WEST VALLEY FEEDER NO 1 PCCP REHABILITATION
 WEST VALLEY FEEDER NO. 1 - ACCESS ROAD & STRUCTURE IMPROVEMENTS (STAGE 3)
 WEST VALLEY FEEDER NO. 1 - DE SOTO VALVE STRUCTURE IMPROVEMENTS
 WEST VALLEY FEEDER NO. 1 - DE SOTO VALVE STRUCTURES IMPROVEMENT
 WEST VALLEY FEEDER NO. 1 - STAGE 3 IMPROVEMENTS
 WEST VALLEY FEEDER NO. 1 ACCESS ROADS AND STRUCTURE IMPROVEMENTS (STAGE 2)
 WEST VALLEY FEEDER NO. 1 ACCESS ROADS AND STRUCTURE IMPROVEMENTS (STAGE 3)
 WEST VALLEY FEEDER NO. 1 ACCESS ROADS AND STRUCTURES IMPROVEMENTS
 WEST VALLEY FEEDER NO. 1 STAGE 2 VALVE STRUCTURE MODIFICATIONS
 WEST VALLEY FEEDER NO. 1 STRUCTURES - PIPING IMPROVEMENTS
 WEST VALLEY FEEDER NO. 1 VALVE STRUCTURE MODIFICATIONS
 WEST VALLEY FEEDER NO. 2- ALISO CREEK TO FULLBRIGHT PLACE
 WEST VALLEY FEEDER NO. 2- FULLBRIGHT TO SANTA SUSANA TUNNEL
 WEST VALLEY FEEDER NO. 2- HAVENHURST ST. TO CHATSWORTH ST.
 WESTERN MWD CONNECTIONS (Z-39)
 WESTERN REGION DISTR SYS CATHODIC PROTECTION REMOTE MONITORING REFURBISHMENT
 WESTERN REGION PLUMBING RETROFIT
 WESTERN SAN BERNARDINO COUNTY REGION ENVIRONMENTAL MITIGATION MONITORING
 WESTORANGE COUNTY FDR EXT - STA. 459+01 TO 685+00, SCH. 61SC
 WEYM. PLT/LA VERNE FAC-BACKFLO PREV ASSY
 WEYMOUTH - 140" EFFLUENT CONDUIT ROOF REPAIR
 WEYMOUTH - BUILDING NO. 4 - HAND RAIL AND STAIRS ADDITION
 WEYMOUTH - FLAG POLE AREA LANDSCAPE UPGRADE
 WEYMOUTH ASPHALT REHABILITATION
 WEYMOUTH COMPRESSED AIR SYSTEM
 WEYMOUTH DISTRIBUTION SYSTEM - REPLACEMENT OF AREA CONTROL SYSTEMS - CONTRACT #1396
 WEYMOUTH DOMESTIC WATER PIPELINE REPLACEMENT
 WEYMOUTH ELECTRIC VEHICLE CHARGING STATION INSTALLATION
 WEYMOUTH FILT PLT, REPLACE AND REFURBISH SOLIDS HANDLING (103206)
 WEYMOUTH FILTER BUILDING VENTURI REHABILITATION
 WEYMOUTH FILTER OUTLET CONDUIT REPAIRS
 WEYMOUTH FILTR. PANT- SOUTHER SALT STORAGE BASIN
 WEYMOUTH FLOCCULATOR REHABILITATION
 WEYMOUTH IMPROVEMENT PROGRAM, BASINS 3 & 4 REHABILITATION
 WEYMOUTH SOLAR POWER FACILITIES
 WEYMOUTH WATER TREATMENT PLANT DOMESTIC AND FIRE WATER SYSTEM IMPROVEMENT
 WEYMOUTH WTP. FILTER BUILDING 1 BACKWASH HEADER VALVE REPLACEMENT
 WEYMOUTH, REPLACE WILLOWGLEN RTU
 WEYMOUTH SOLAR POWER PLANT
 WFP - ASPHALT REHABILITATION
 WFP - COMPRESSED AIR SYSTEM IMPROVEMENT

TABLE 3
CONVEYANCE, DISTRIBUTION, AND STORAGE SYSTEM COSTS

Description**Distribution Facilities**

WFP - PURCHASE OF REAL PROPERTY
WFP - REPAIR TO BLDG # 1
WHEELER AVENUE LANDSCAPE SCREENING
WHEELER GATE STORMWATER IMPROVEMENT
WHITEWATER DWCV-1 FLOW CONTROL VALVE REPLACEMENT
WHITEWATER SIPHONS EROSION PROTECTION
WILLITS ST. PCS VALVE ACTUATOR REPLACEMENT
WILLITS STREET PRESSURE CONTROL STRUCTURE REHABILITATION
WILLOWGLEN RTU REPLACEMENT
WR-01
WR-02
WR-09
WR-10
WR-12
WR-13
WR-14
WR-15
WR-17
WR-18A
WR-19
WR-20
WR-21
WR-23
WR-24A
WR-24C
WR-24D
WR-24D FLOWMETER REPLACEMENT
WR-25
WR-26
WR-27
WR-28
WR-29
WR-33
WRITE OFF DEMOLISHED MASTER METER AT SANTA ANA CROSS FDR
WRU STRUCTURES WASHDOWN IMPROVEMENTS AT BLIND FLANGE STRUCTURES
YORBA LINDA FEEDER - STA 924+11 PORTAL ACCESS
YORBA LINDA FEEDER BYPASS
YORBA LINDA FEEDER CATHODIC PROTECTION SYSTEM REHABILITATION
YORBA LINDA FEEDER DISCHARGE RETURN SYSTEM: QUAGGA MUSSEL CONTROL
YORBA LINDA FEEDER- SCH. 150 & 151
YORBA LINDA FEEDER- SCHEDULE 153,155 AND 156
YORBA LINDA FEEDER- TONNER TUNNELS NO.1 & 2
YORBA LINDA PCS REHABILITATION
YORBA LINDA PORTAL STRUCTURE
YORBA LINDA PORTAL STRUCTURE ACCESS/TELEGRAPH CREEK BRIDGE
YORBA LINDA TEST FACILITY- FLOWMETER TESTS

Sub-total Distribution facilities costs**\$ 134,492,739**

TABLE 4

**FISCAL YEAR 2026/27
ESTIMATED READINESS-TO-SERVE CHARGE REVENUE**

Member Agency	Rolling Ten-Year Average Firm Deliveries (Acre-Feet) FY2014/15 - FY2023/24	RTS Share	6 months @ \$188 million per year 7/26-12/26	Rolling Ten-Year Average Firm Deliveries (Acre-Feet) FY2015/16 - FY2024/25	RTS Share	6 months @ \$239 million per year 1/27-6/27	Total RTS Charge FY 2026/27
Anaheim	23,328.3	1.84%	1,728,612	22,628.8	1.87%	2,231,754	3,960,365
Beverly Hills	9,458.6	0.75%	700,876	9,206.3	0.76%	907,967	1,608,843
Burbank	10,532.3	0.83%	780,436	9,820.1	0.81%	968,502	1,748,939
Calleguas MWD	85,497.7	6.74%	6,335,323	84,584.0	6.98%	8,342,053	14,677,376
Central Basin MWD	30,647.0	2.42%	2,270,922	28,149.2	2.32%	2,776,200	5,047,123
Compton	8.3	0.00%	615	10.5	0.00%	1,036	1,651
Eastern MWD	96,954.0	7.64%	7,184,227	101,247.5	8.36%	9,985,482	17,169,709
Foothill MWD	8,062.2	0.64%	597,404	8,271.1	0.68%	815,733	1,413,137
Fullerton	6,128.6	0.48%	454,125	6,125.2	0.51%	604,095	1,058,220
Glendale	14,676.3	1.16%	1,087,504	14,453.0	1.19%	1,425,420	2,512,924
Inland Empire Utilities Agency	54,727.4	4.31%	4,055,264	52,339.0	4.32%	5,161,907	9,217,171
Las Virgenes MWD	18,431.7	1.45%	1,365,777	18,214.6	1.50%	1,796,405	3,162,182
Long Beach	26,463.1	2.09%	1,960,898	23,490.7	1.94%	2,316,758	4,277,656
Los Angeles	242,114.6	19.09%	17,940,531	231,015.0	19.07%	22,783,735	40,724,265
Municipal Water District of Orange County	172,537.1	13.60%	12,784,884	164,842.1	13.60%	16,257,467	29,042,351
Pasadena	18,267.3	1.44%	1,353,595	18,232.6	1.50%	1,798,181	3,151,775
San Diego County Water Authority	145,667.0	11.48%	10,793,828	116,381.4	9.61%	11,478,055	22,271,883
San Fernando	470.7	0.04%	34,879	460.8	0.04%	45,446	80,325
San Marino	0.0	0.08%	73,388	1,031.1	0.09%	101,692	175,080
Santa Ana	7,865.5	0.62%	582,828	7,237.7	0.60%	713,814	1,296,643
Santa Monica	5,039.7	0.40%	373,438	5,373.1	0.44%	529,919	903,358
Three Valleys MWD	60,225.0	4.75%	4,462,632	59,620.2	4.92%	5,880,011	10,342,644
Torrance	14,683.8	1.16%	1,088,060	14,396.6	1.19%	1,419,857	2,507,917
Upper San Gabriel Valley MWD	40,189.6	3.17%	2,978,023	38,820.2	3.20%	3,828,622	6,806,645
West Basin MWD	108,841.6	8.58%	8,065,090	107,137.8	8.84%	10,566,410	18,631,500
Western MWD	66,759.6	5.26%	4,946,842	68,578.1	5.66%	6,763,480	11,710,321
MWD Total	1,268,567.4	100.00%	\$ 94,000,000	1,211,666.7	100.00%	\$ 119,500,000	\$213,500,000
Totals may not foot due to rounding							

TABLE 5
FISCAL YEAR 2026/27
ESTIMATED STANDBY CHARGE REVENUE

Member Agencies	Total Parcel Charge	Number of Parcels Or Acres	Gross Revenues (Dollars) ¹
Anaheim	\$ 8.55	70,013	598,614
Beverly Hills	-	-	-
Burbank	14.20	29,055	412,575
Calleguas MWD	9.58	260,190	2,492,618
Central Basin MWD	10.44	341,851	3,568,922
Compton	0.10	18,143	1,814
Eastern MWD	6.94	484,286	3,360,945
Foothill MWD	10.28	30,320	311,686
Fullerton	10.71	35,298	378,045
Glendale	12.23	44,916	549,322
Inland Empire Utilities Agency	7.59	269,061	2,042,172
Las Virgenes MWD	8.03	52,446	421,145
Long Beach	12.16	92,437	1,124,040
Los Angeles	-	-	-
Municipal Water District of Orange County ⁽¹⁾	10.09	667,942	7,596,170
Pasadena	11.73	39,863	467,589
San Diego County Water Authority	11.51	1,044,202	12,018,762
San Fernando	-	5,102	-
San Marino	8.24	4,970	40,955
Santa Ana	7.88	65,029	512,432
Santa Monica	-	-	-
Three Valleys MWD	12.21	152,321	1,859,837
Torrance	12.23	40,690	497,642
Upper San Gabriel Valley MWD	9.27	215,863	2,001,053
West Basin MWD	-	-	-
Western MWD	9.23	389,349	3,593,695
MWD Total		4,353,349	43,850,034

(1) Adjusted for inclusion of Coastal MWD

Note: Totals may not foot due to rounding.

TABLE 6 PARCELS SUBJECT TO ANNEXATION STANDBY CHARGES AS OF JULY 1, 2025				
				Proposed Standby Charge (FY 2025/26)
Annexation	Parcel Number	Acres		
Eastern MWD				
113th Fringe Area Annexation	949-210-015	2.53		\$ 17.56
	949-210-016	2.53		\$ 17.56
115th Fringe Area Annexation	909-060-026	7.76		\$ 53.85
116th Fringe Area Annexation	257-220-043	2.34		\$ 16.24
Murrieta Payment Area				
None				
REORGANIZATIONS BETWEEN MEMBER AGENCIES				
Annexation	Parcel Number	Acres	Original Standby Charge	Proposed Standby Charge (FY 2025/26)
None	No APN Presented			
PARCELS SUBJECT TO ANNEXATION STANDBY CHARGES				
Annexation	Parcel Number	Acres		Proposed Standby Charge (FY 2025/26)
None	No APN Presented			
REORGANIZATIONS BETWEEN MEMBER AGENCIES				
Annexation	Parcel Number	Acres	Original Standby Charge	Proposed Standby Charge (FY 2025/26)
None	No APN Presented			

Contractual payments in-lieu of the RTS Charge and Standby Charge are not listed in this Table.

NOTICE TO MEMBER AGENCIES OF PROPOSED ADOPTION OF READINESS-TO-SERVE CHARGE, CAPACITY CHARGE, AND TREATMENT CAPACITY CHARGES FOR CALENDAR YEAR 2027 AND CONTINUATION OF STANDBY CHARGE FOR FISCAL YEAR 2026/27

Notice is hereby given to each member public agency of The Metropolitan Water District of Southern California (“Metropolitan”) that at its regular meeting to be held March 10, 2026 (or such other date as the Board shall hold its regular meeting in such month), Metropolitan’s Finance, Affordability, Asset Management, and Efficiency (“FAAME”) Committee will hold a public hearing at 2:00 p.m. in the Board Room of Metropolitan’s headquarters building at 700 North Alameda Street, Los Angeles, California before Metropolitan’s Board of Directors, at which interested parties may present their views regarding the proposed rates for Calendar Years (“CY”) 2027 and 2028, and charges for CY 2027, to meet the revenue requirements for Fiscal Years (“FY”) 2026/27 and 2027/28.

Notice is hereby given to each member public agency of Metropolitan that at its regular meeting to be held April 14, 2026 (or such other date as the Board shall hold its regular meeting in such month), Metropolitan’s Board of Directors will consider whether to adopt its water rates for CY 2027 and 2028, and charges for CY 2027, including the readiness-to-serve charge, capacity charge, and treatment capacity charges, to meet the revenue requirements for FY 2026/27 and 2027/28.

The schedule for presentation of the proposed FY 2026/27 and 2027/28 Biennial Budget and proposed rates and charges effective January 1, 2027 and January 1, 2028 to meet the revenue requirements for FY 2026/27 and 2027/28 is as follows:

FAAME Committee, present FY 2026/27 and 2027/28 Biennial Budget, and water rates and charges; hold Workshop #1	February 10, 2026
FAAME Committee, Workshop #2	February 24, 2026
FAAME Committee, Workshop #3	March 10, 2026
Public Hearing on proposed water rates and charges	March 10, 2026
FAAME Committee, Workshop #4, if needed	March 24, 2026
FAAME Committee considers and recommends action on the Biennial Budget, Rates and Charges, and Ten-Year Financial Forecast	April 14, 2026
Board action regarding Biennial Budget and Calendar Year rates and charges	April 14, 2026
Board action regarding continuation of Standby Charge for FY 2026/27	May 12, 2026
Board action regarding fixing ad valorem property taxes for FY 2026/27	August 18, 2026

The Board reserves the right to make changes to any of these rates and charges as a result of comments received at the public hearing.

Notice is also hereby given to each member public agency of Metropolitan that at its regular meeting to be held May 12, 2026 (or such other date as the Board shall hold its regular meeting in such month), the Board will consider whether to adopt the General Manager's recommendation to continue Metropolitan's water standby charge for fiscal year 2026/27 under authority of Section 134.5 of the Metropolitan Water District Act on land within Metropolitan at the same rates, per acre of land, or per parcel of land less than an acre, as presently in effect.

Any such water standby charge will be continued as a means of collecting the readiness-to-serve charge.

Information about the proposed FY 2026/27 and 2027/28 Biennial Budget and proposed rates and charges effective January 1, 2027 and January 1, 2028 to meet the revenue requirements for FY 2026/27 and 2027/28 is available at www.mwdh2o.com and may also be requested from the Board Executive Secretary at (213) 217- 6291.

Dated: February 25, 2026



Katano Kasaine
Assistant General Manager/Chief Financial Officer/Treasurer

PROOF OF SERVICE

STATE OF CALIFORNIA)
) ss.
 COUNTY OF LOS ANGELES)

I am employed in the County of Los Angeles, State of California. I am over the age of 18 years and am employed by The Metropolitan Water District of Southern California; my business address is 700 North Alameda Street, Los Angeles, California 90012.

On February 25, 2026, I served the foregoing document described as:

NOTICE TO MEMBER AGENCIES OF PROPOSED ADOPTION OF READINESS-TO-SERVE CHARGE, CAPACITY CHARGE, AND TREATMENT CAPACITY CHARGES FOR CALENDAR YEAR 2027 AND CONTINUATION OF STANDBY CHARGE FOR FISCAL YEAR 2026/27

on the Metropolitan member public agencies via electronic mail (email) to the following email addresses:

anatole.falagan@lbwater.org; cbarrera@santa-ana.org; cobegolu@glendaleca.gov;
 cbilezerian@torranceca.gov; cparker@anaheim.net; cmiller@wmwd.com;
 ddenham@sdewa.org; dpedersen@lvmwd.com; davidreyes@cityofpasadena.net;
 edwardc@westbasin.org; garry.hofer@amwater.com; hdelatorre@mwdoc.com;
 Janisse.Quinones@ladwp.com; mouawadj@emwd.org; kmccaffrey@calleguas.com;
 MSamra@burbankca.gov; mlitchfield@tvmwd.com; nina.jaz@fmwd.com;
 citymanageroffice@SanMarinoCA.gov; rwilson@burbankca.gov;
 sepstein@beverlyhills.org; Stephen.Bise@cityoffullerton.com; sunny.wang@smgov.net;
 tom@usgvmwd.org; wjohnson@sfcity.org

I declare under penalty of perjury under the laws of the State of California that the foregoing is true and correct. Executed on February 25, 2026, at Los Angeles, California.

Mya Ros

 Mya Ros