

The Metropolitan Water District of Southern California

Agenda

The mission of the Metropolitan Water District of Southern California is to provide its service area with adequate and reliable supplies of high-quality water to meet present and future needs in an environmentally and economically responsible way.

EOT Committee

D. Erdman, Chair
S. Faessel, Vice Chair
D. Alvarez
G. Bryant
J. Crawford
B. Dennstedt
L. Fong-Sakai
J. Lewitt
M. Luna
J. McMillan
C. Miller
M. Petersen
K. Seckel

Engineering, Operations, and Technology Committee - Final

Meeting with Board of Directors *

June 9, 2025

9:00 a.m.

Written public comments received by 5:00 p.m. the business day before the meeting is scheduled will be posted under the Submitted Items and Responses tab available here:
<https://mwdh2o.legistar.com/Legislation.aspx>.

The listen-only phone line is available at 1-877-853-5257; enter meeting ID: 862 4397 5848.

Members of the public may present their comments to the Board on matters within their jurisdiction as listed on the agenda via teleconference and in-person. To provide public comment by teleconference dial 1-833-548-0276 and enter meeting ID: 815 2066 4276 or to join by computer [click here](#).

Monday, June 9, 2025 Meeting Schedule

09:00 a.m.	EOT
11:00 a.m.	LEG
12:00 p.m.	Break
12:30 p.m.	Audit
02:30 p.m.	Jt. Sp. BOD/OPE

MWD Headquarters Building • 700 N. Alameda Street • Los Angeles, CA 90012

Teleconference Locations:

Conference Room • 1545 Victory Boulevard • Glendale, CA 91201

Hotel Raphael • Largo Febo Piazza Navona • Rome, Italy

* The Metropolitan Water District's meeting of this Committee is noticed as a joint committee meeting with the Board of Directors for the purpose of compliance with the Brown Act. Members of the Board who are not assigned to this Committee may participate as members of the Board, whether or not a quorum of the Board is present. In order to preserve the function of the committee as advisory to the Board, members of the Board who are not assigned to this Committee will not vote on matters before this Committee.

- 1. Opportunity for members of the public to address the committee on matters within the committee's jurisdiction (As required by Gov. Code Section 54954.3(a))**

**** CONSENT CALENDAR ITEMS -- ACTION ****

- 2. CONSENT CALENDAR OTHER ITEMS - ACTION**

- A. Approval of the Minutes of the Engineering, Operations, and Technology Committee for May 12, 2025 [21-4618](#)

Attachments: [06092025 EOT 2A \(05122025\) Minutes](#)

3. CONSENT CALENDAR ITEMS - ACTION

- 7-2 Authorize \$1,500,000 increases to existing on-call agreements with Mangan Inc., and Burns & McDonnell Western Enterprises Inc., for new not-to-exceed amounts of \$3,750,000 to provide technical services to enhance arc flash protection at Metropolitan's facilities; the General Manager has determined that the proposed action is exempt or otherwise not subject to CEQA [21-4594](#)

Attachments: [06102025 EOT 7-2 B-L](#)

- 7-3 Award an \$807,004 procurement contract to B&K Valves and Equipment Inc. for the replacement of globe valves at the Rio Hondo Pressure Control Structure; the General Manager has determined that the proposed action is categorically exempt or otherwise not subject to CEQA [21-4596](#)

Attachments: [06102025 EOT 7-3 B-L](#)

**** END OF CONSENT CALENDAR ITEMS ****

4. OTHER BOARD ITEMS - ACTION

NONE

5. BOARD INFORMATION ITEMS

NONE

6. COMMITTEE ITEMS

- a. Capital Investment Plan Quarterly Report for period ending March 2025 [21-4619](#)

Attachments: [06092025 EOT 6a Report](#)

- b. Planning and Execution of Pipeline Shutdowns Within Metropolitan's Distribution System [21-4620](#)

- c. Update on Golden Mussels in the State Water Project [21-4649](#)

7. MANAGEMENT ANNOUNCEMENTS AND HIGHLIGHTS

- a. Engineering Services activities
- Information Technology activities
- Water System Operations activities

[21-4621](#)

Attachments: [06092025 EOT 7a Engineering Services Activities](#)
[06092025 EOT 7a Water System Operation Activities](#)

8. FOLLOW-UP ITEMS

NONE

9. FUTURE AGENDA ITEMS

10. ADJOURNMENT

NOTE: This committee reviews items and makes a recommendation for final action to the full Board of Directors. Final action will be taken by the Board of Directors. Committee agendas may be obtained on Metropolitan's Web site <https://mwdh2o.legistar.com/Calendar.aspx>. This committee will not take any final action that is binding on the Board, even when a quorum of the Board is present.

Writings relating to open session agenda items distributed to Directors less than 72 hours prior to a regular meeting are available for public inspection at Metropolitan's Headquarters Building and on Metropolitan's Web site <https://mwdh2o.legistar.com/Calendar.aspx>.

Requests for a disability-related modification or accommodation, including auxiliary aids or services, in order to attend or participate in a meeting should be made to the Board Executive Secretary in advance of the meeting to ensure availability of the requested service or accommodation.

THE METROPOLITAN WATER DISTRICT OF SOUTHERN CALIFORNIA

MINUTES

ENGINEERING, OPERATIONS & TECHNOLOGY COMMITTEE

May 12, 2025

Chair Erdman called the meeting to order at 9:00 a.m.

Members present: Chair Erdman, Vice Chair Faessel, Directors Bryant, Crawford, Dennstedt, Lewitt, Luna (AB 2449 just cause) McMillan (teleconference posted location), Miller, and Seckel.

Members absent: Directors Alvarez, Fong-Sakai, and Petersen.

Other board members present: Chair Ortega, Vice Chair Camacho, Directors Armstrong (AB 2449 just cause), Goldberg, Gray (teleconference posted location), Katz, Kurtz, McCoy, and Shepherd Romey.

Committee staff present: Chapman, Eckstrom, Hattar, Lahouti, Parsons, Rhoads, Rubin, and Upadhyay.

1. OPPORTUNITY FOR MEMBERS OF THE PUBLIC TO ADDRESS THE COMMITTEE ON MATTERS WITHIN THE COMMITTEE'S JURISDICTION (As required by Gov. Code Section 54954.3(a))

None

CONSENT CALENDAR ITEMS – ACTION

2. CONSENT CALENDAR OTHER ITEMS – ACTION

- A. Approval of the Minutes of the Engineering, Operations, and Technology Committee for April 7, 2025.

3. CONSENT CALENDAR OTHER ITEMS – ACTION

- 7-2 Subject: Amend the Capital Investment Plan for the fiscal years 2024/25 and 2025/26 to include the ozone contactor expansion joint improvements at the F.E. Weymouth Water Treatment Plant; the General Manager has determined that the proposed action is exempt or otherwise not subject to CEQA

Presented by: No presentation requested

Motion: Amend the Capital Investment Plan for fiscal years 2024/25 and 2025/26 to include the ozone contactor expansion joint improvements at the F.E. Weymouth Water Treatment Plant.

- 7-3** Subject: Authorize on-call agreements with Hazen and Sawyer, Jacobs Engineering Group Inc., and Mott MacDonald Group Inc. in amounts not to exceed \$1 million each to support engineering planning for water system resiliency and energy planning projects; the General Manager has determined that the proposed action is exempt or otherwise not subject to CEQA

Presented by: No presentation requested

Motion: Authorize on-call agreements with Hazen and Sawyer, Jacobs Engineering Group Inc., and Mott MacDonald Group Inc. in amounts not to exceed \$1 million each for engineering planning services.

- 7-4** Subject: Award a \$457,498 construction contract to IPI Construction to upgrade the heating, ventilation, and air conditioning systems in the control rooms at the Joseph Jensen Water Treatment Plant; the General Manager has determined that the proposed action is categorically exempt or otherwise not subject to CEQA

Presented by: No presentation requested

Motion: Award a \$457,498 construction contract to IPI Construction for upgrades to the heating, ventilation, and air conditioning systems in the control rooms at the Joseph Jensen Water Treatment Plant.

Director Shepard Romey entered the meeting room.

Vice Chair Camacho entered the meeting room.

The following Director provided comments or asked questions.

1. Miller

Staff responded to the Director's questions and comments.

Director Seckel made a motion, seconded by Director Lewitt, to approve the consent calendar consisting of items 2A, 7-2, 7-3, and 7-4.

The vote was:

Ayes:	Directors Bryant, Crawford, Dennstedt, Erdman, Faessel, Lewitt, Luna, McMillan, Miller, and Seckel.
Noes:	None
Abstentions:	None
Not voting:	None
Absent:	Director Alvarez, Fong-Sakai, and Petersen.

Director Luna stated he was alone in the room for the vote.

The motion for Items 2A, 7-2, 7-3, and 7-4 passed by a vote of 10 ayes, 0 noes, 0 abstention, and 3 absent.

**** END OF CONSENT CALENDAR ITEMS ****

4. OTHER BOARD ITEMS – ACTION

8-1 Subject: Award a \$131 million procurement contract to Siemens Energy Inc. to furnish 35 high voltage power transformers; authorize the General Manager to execute change orders for the CRA transformer procurement contract up to an aggregate amount not to exceed \$42.5 million; and authorize an increase of \$6.5 million to an agreement with HDR Engineering Inc. for a new not-to-exceed amount of \$8.2 million for final design services to replace the high-voltage transformers at the five CRA pumping plants; the General Manager has determined that the proposed action is exempt or otherwise not subject to CEQA

Presented by: Patrizia Hall, Sr Engineer, Engineering Services Group; and
Suhag Patel, Hydroelectric Team Manager, Integrated Operations Planning and Support Services

Motion:

- a. Award a \$131 million procurement contract to Siemens Energy Inc. to furnish 35 high-voltage power transformers.
- b. Authorize the General Manager to execute change orders for the CRA transformer procurement contract up to an aggregate amount not to exceed \$42.5 million.
- c. Authorize an increase of \$6.5 million to an existing agreement with HDR Engineering Inc. for a new not-to-exceed amount of \$8.2 million for final engineering design services to replace the high-voltage power transformers at all five CRA pumping plants.

The following Directors provided comments or asked questions.

1. Miller
2. Dennstedt
3. Bryant
4. Faessel
5. Camacho

Staff responded to the Directors' questions and comments.

Director Bryant made a motion, seconded by Director Dennstedt, to approve item 8-1.

The vote was:

Ayes:	Directors Bryant, Crawford, Dennstedt, Erdman, Faessel, Lewitt, Luna, McMillan, Miller, and Seckel.
Noes:	None
Abstentions:	None
Not voting:	None
Absent:	Director Alvarez, Fong-Sakai, and Petersen.

Director Luna stated he was alone in the room for the vote.

The motion for Item 8-1 passed by a vote of 10 ayes, 0 noes, 0 abstention, and 3 absent.

5. BOARD INFORMATION ITEMS

9-5 Subject: Colorado River Aqueduct High Voltage Transmission System –
Affected Systems Mitigation Agreements

Presented by: John Jontry, Interim Section Manager, Power Operations and
Planning

Mr. Jontry reported on the following:

- Colorado River Aqueduct high voltage transmission system – affected systems mitigation agreements
- Information relevant to the Board for future approval of affected systems mitigation agreements with generation project developers
- Upcoming actions for affected systems mitigation bridge agreements with specific generation project developers for Board review and approval

The following Director provided comments or asked questions.

1. Seckel

Staff responded to the Director's questions and comments.

7. MANAGEMENT ANNOUNCEMENTS AND HIGHLIGHTS

- a. Subject: Engineering Services, Information Technology, and Water System Operations Activities
- Presented by: Mai Hattar, Interim Group Manager and Chief Engineer, Engineering Services Group
- Shane Chapman, Assistant General Manager, Operations
 Charlie Eckstrom, Group Manager, Information Technology Group

Ms. Hattar reported on the following:

- Engineering Services Group Mentoring Program
- Perris Valley Pipeline project overview
- Second Lower Feeder PCCP Rehabilitation Reach 3B project overview

Mr. Chapman reported on the following:

- Managing State Water Project supplies
- Department of Water Resources Collaboration – La Verne / CRA Inspection Trip

Mr. Eckstrom reported on the following:

- New fiber service at Gene Camp
- New network racks at Gene Camp Admin Building

8. FOLLOW-UP ITEMS

None

9. FUTURE AGENDA ITEMS

- Director Miller would like to know how Metropolitan is planning to address operation of its treatment plants in the future considering reduced overall demands.
- Director Luna requested that staff provide information on upcoming major infrastructure projects and the health of these projects.
- Chair Erdman would like a feasibility analysis regarding potential partnerships with Member Agencies for cybersecurity information, resource, and cost sharing.

10. ADJOURNMENT

The next meeting will be held on June 9, 2025.

Meeting adjourned at 11:08 a.m.

Dennis Erdman
Chair



- **Board of Directors**
Engineering, Operations, and Technology Committee

6/10/2025 Board Meeting

7-2

Subject

Authorize \$1,500,000 increase to existing on-call agreements with Mangan Inc., and Burns & McDonnell Western Enterprises Inc., for new not-to-exceed amounts of \$3,750,000, to provide technical services to enhance arc flash protection at Metropolitan's facilities; the General Manager has determined that the proposed action is exempt or otherwise not subject to CEQA

Executive Summary

Metropolitan utilizes an extensive electrical power distribution system to safely direct and deliver electrical power to operate its facilities. Safe operation of these facilities is essential to protect staff from a sudden, unanticipated release of electric energy, commonly known as arc flash hazards. Consistent with recent provisions of the National Fire Protection Association (NFPA), requiring formal risk assessments of facilities at intervals not to exceed every five years, staff initiated a program to assess the potential hazards and develop risk mitigation strategies for electrical power systems at Metropolitan's facilities. The work is being executed in two phases. The first phase is nearly complete and addresses 41 facilities, including the water treatment plants, Colorado River Aqueduct (CRA) pumping plants, and hydroelectric power plants. The second phase, which is the subject of this action, will provide arc flash risk assessments for 25 facilities, including dams, reservoirs, and pressure control structures.

This action authorizes an increase of \$1,500,00 to extend existing on-call agreements with Mangan Inc. (Mangan) and Burns & McDonnell Western Enterprises Inc. (Burns & McDonnell), for new not-to-exceed amounts of \$3,750,000 to provide technical services to complete the second phase of arc flash risk assessment and mitigation at Metropolitan's facilities. See **Attachment 1** for the List of Subconsultants.

Proposed Action(s)/Recommendation(s) and Options

Staff Recommendation: Option #1

Option #1

Authorize \$1,500,000 increases to existing on-call agreements with Mangan Inc., and Burns & McDonnell Western Enterprises Inc., for new not-to-exceed amounts of \$3,750,000, to provide technical services to complete arc flash risk assessment and mitigation at Metropolitan's facilities.

Fiscal Impact: Expenditure of \$3 million in capital funds. Approximately \$1.5 million will be incurred in the current biennium and has been previously authorized. The remaining funds from this action will be accounted for under the next biennial budget.

Business Analysis: This option enhances operational safety of Metropolitan's high-voltage power distribution systems with the appropriate level of expertise and within a reasonable timeframe.

Option #2

Do not proceed with the consulting agreements at this time.

Fiscal Impact: None

Business Analysis: This option may delay or forgo safety improvements to Metropolitan’s power distribution systems, risking non-compliance with regulatory requirements.

Alternatives Considered

Upon completion of the arc flash assessment for the first 13 facilities, staff reassessed the availability and capability of in-house Metropolitan staff to complete the work, considering: (1) current work assignments for in-house staff; and (2) specialized technical expertise needs.

After assessing the current workload for in-house staff and the relative priority of this project, the staff has determined that there is not sufficient electrical engineering staff available to ensure completion of all the work in a timely manner. Staff recommends continuing the use of both consultants and Metropolitan staff to complete this work. The consultants will perform the majority of arc flash assessment and mitigation work, and Metropolitan staff will provide needed site support and perform project reviews and oversight. The existing on-call agreements are structured as multi-year contracts with annual not-to-exceed limits, offering the flexibility to issue work assignments to consultants through task orders on a facility-by-facility basis. This approach will allow for the completion of this program and other budgeted capital projects within their current schedules and ensure that the work is conducted in the most efficient manner possible.

Applicable Policy

Metropolitan Water District Administrative Code Section 8121: General Authority of the General Manager to Enter Contracts

Metropolitan Water District Administrative Code Section 11104: Delegation of Responsibilities

Related Board Action(s)/Future Action(s)

By Minute Item 52860, dated June 14, 2022, the Board authorized agreements for a period of three years to assess arc flash risks for Metropolitan’s facilities.

By Minute Item 53598, dated April 9, 2024, the Board appropriated a total of \$636.5 million for projects identified in the Capital Investment Plan for Fiscal Years 2024/25 and 2025/26.

California Environmental Quality Act (CEQA)

CEQA determination for Option #1:

The proposed action is exempt from CEQA because it involves only feasibility or planning studies for possible future actions which the Board has not approved, adopted, or funded. (Public Resources Code Section 21080.21; State CEQA Guidelines Section 15262.)

CEQA determination for Option #2:

None required

Details and Background

Background

Metropolitan relies on an extensive high-energy electrical power distribution system to operate its water treatment, conveyance, and hydroelectric facilities. As these facilities have expanded and grown in complexity, the supporting electrical systems have also become more intricate. The high-voltage electric distribution equipment at many of Metropolitan's facilities is inherently dangerous. A sudden, large release of unexpected electrical energy, commonly known as arc flash, may occur when electric current leaves its intended path and travels through the air between one conductor and another or to the ground. Metropolitan adheres to all applicable safety standards established by the NFPA, the National Electrical Code, and the Occupational Safety and Health Administration.

In compliance with the recent revisions to the NFPA code, Metropolitan has undertaken formal arc flash risk assessments across its facilities at intervals not to exceed five years. These assessments require coordination with electrical utilities, comprehensive field data collection on electrical components, and the development of detailed computerized system models. The electrical system models include one-line electrical diagrams, protective device settings, voltage levels, and ratings of electrical distribution equipment and transformers. This information serves as the foundational basis for arc flash analyses, which provide detailed recommendations for mitigating risks, including establishing updated safety work zones, identifying appropriate personal protective equipment, and the enhancement of equipment labeling to accurately reflect hazard levels. While the initial development of the model involves significant efforts, subsequent analyses for future updates can utilize the previously created model to incorporate any changes that have occurred in the subject equipment over the intervening five-year period.

In June 2022, Metropolitan's Board authorized three-year agreements with four prequalified firms to provide specialized technical services to enhance arc flash protection across Metropolitan facilities. Staff recommends amending two of these agreements for the second phase of the arc flash assessment work. These firms were selected due to their performance on the first phase of the program. Both firms showed high efficiency when assigning the resources required to complete the field investigations and arc flash assessments for critical Metropolitan facilities with intricate electrical systems and numerous configurations, and potential fault scenarios.

Arc Flash Assessment and Mitigation

Under Metropolitan's arc flash assessment program, staff identified a total of 66 key facilities that require arc flash risk assessment and mitigation. This work is being executed in two phases. Under the first phase, studies and system models have been completed for 13 critical facilities, including four of the five water treatment plants, all five CRA pumping plants, and four hydroelectric power plants. In addition, arc flash model implementation for 28 facilities is currently 95 percent complete and is scheduled to be completed by July 2025. The planned second phase will provide assessments for 25 facilities, including dams, reservoirs, lakes, and pressure control structures.

The arc flash assessment and mitigation work has been conducted jointly by Metropolitan staff and consultants. Metropolitan staff compiles existing record drawings, isolates equipment for data gathering when required, reactivates electrical systems upon completion of data gathering, performs overall project management, and provides consultant oversight. Consultants collect appropriate data, develop computer models, conduct analyses, prepare recommendations, and other activities as described below.

Previously allocated funds will be sufficient for Metropolitan staff activities, including shutting down and reactivating electrical systems, record drawing compilation, technical oversight, and project management. The total cost to mitigate risks of arc flash events at Metropolitan facilities will be evaluated during performance of the assessments.

Engineering Support for Arc Flash Assessment and Mitigation (Mangan Inc. and Burns & McDonnell Western Enterprises Inc.) – Amendment to Agreements

In June 2022, Metropolitan's Board authorized specialized on-call agreements with Mangan and Burns & McDonnell, each for a not-to-exceed amount of \$2,250,00 for a period of three years, to assess and mitigate arc flash risks for Metropolitan facilities. The current expiration date for both agreements is July 31, 2025. Mangan and Burns & McDonnell were prequalified through Request for Qualifications No. 1301 based upon their extensive expertise in arc flash model development. Mangan and Burns & McDonnell have successfully completed arc flash assessment work for 13 facilities and are now recommended to provide engineering services for the remaining work described above. Work will be assigned to the consultants after specific tasks are identified by staff, ensuring efficient resource allocation while upholding compliance and safety standards.

The planned scope of work includes: (1) site investigations and data collection; (2) developing/verifying single-line electrical diagrams of Metropolitan facilities under study; (3) developing computerized electrical system models; (4) conducting arc flash assessment and analysis; (5) identifying recommendations for equipment safety or operational improvements; (6) preparing arc flash warning/safety labels; and (7) providing support for label affixing.

This action authorizes \$1,500,000 increases to existing on-call agreements with Mangan Inc. and Burns & McDonnell Western Enterprises Inc. for new not-to-exceed amounts of \$3,750,000, to provide technical services to complete the second phase of arc flash risk assessment and mitigation at Metropolitan's facilities. The period of performance of these agreements will also be extended from three years to five years. For both agreements, Metropolitan has established a Small Business Enterprise participation level of 25 percent. Both firms have committed to meeting this level of participation. The planned subconsultants for this work are listed in **Attachment 1**.

Project Milestone


June 2027 – Completion of arc flash assessment and mitigation for Metropolitan's power distribution systems



Mai M. Hattar
Interim Chief Engineer
Engineering Services

5/28/2025

Date



Deven Upadhyay
General Manager

5/28/2025

Date

Attachment 1 – Listing of Subconsultants

Ref# es12707605

The Metropolitan Water District of Southern California**Subconsultants for Agreement with Mangan Inc.
Agreement No. 208158**

Subconsultant and Location	Service Category; Specialty
Smaart Power LLC Irvine, CA	Arc Flash Incident Energy Analysis
Enercom Eng. Corp. Irvine, CA !	Short Circuit Analysis Arc Flash Incident Energy Analysis Protective Device Coordination Study

The Metropolitan Water District of Southern California**Subconsultants for Agreement with Burns & McDonnell Western Enterprises Inc.
Agreement No. 208159**

Subconsultant and Location	Service Category; Specialty
MEP California Engineering Corp Irvine, CA	Arc Flash Incident Energy Analysis



- **Board of Directors**
Engineering, Operations, and Technology Committee

6/10/2025 Board Meeting

7-3

Subject

Award an \$807,004 procurement contract to B&K Valves and Equipment Inc. for the replacement of globe valves at the Rio Hondo Pressure Control Structure; the General Manager has determined that the proposed action is categorically exempt or otherwise not subject to CEQA

Executive Summary

The Rio Hondo Pressure Control Structure (PCS) stabilizes and controls downstream pressures in the southern portion of the Middle Feeder, which supplies water to the central pool portion of Metropolitan's distribution system. The Rio Hondo PCS uses several globe valves in various sizes to control flows. After 70 years of service, four existing globe valves have deteriorated beyond repair and need to be replaced to ensure reliable operations. This action awards a procurement contract for one 16-inch valve, two 12-inch valves, and one 8-inch globe valve.

This action awards a \$807,004 procurement contract to B&K Valves and Equipment Inc. for four globe valves to be installed at Rio Hondo PCS. See **Attachment 1** for the Allocation of Funds, **Attachment 2** for the Abstract of Bids, and **Attachment 3** for the Location Map.

Proposed Action(s)/Recommendation(s) and Options

Staff Recommendation: Option #1

Option #1

Award an \$807,004 procurement contract to B&K Valves and Equipment Inc. for globe valves to be installed at the Rio Hondo Pressure Control Structure.

Fiscal Impact: \$975,000

Business Analysis: This option will improve aging infrastructure and ensure operational reliability of water deliveries to member agencies along the Middle Feeder.

Option #2

Do not proceed with this project at this time.

Fiscal Impact: None

Business Analysis: This option would forego the opportunity to improve aging infrastructure and reliability of service to the area.

Alternatives Considered

Staff considered rehabilitating the existing valves at Rio Hondo PCS. However, rehabilitation of the valves would be prohibitively expensive, as the valves have suffered extensive wear over 70 years of operation. Moreover, due to the age of these valves, replacement parts are challenging to find. The selected alternative is to procure four new globe valves to replace the deteriorating valves, providing an expeditious solution to restore the facility to full operational capacity.

Applicable Policy

Metropolitan Water District Administrative Code Section 8121: General Authority of the General Manager to Enter Contracts

Metropolitan Water District Administrative Code Section 11104: Delegation of Responsibilities

Related Board Action(s)/Future Action(s)

By Minute Item 53598, dated April 9, 2024, the Board appropriated a total of \$636.6 million for projects identified in the Capital Investment Plan for Fiscal Years 2024/25 and 2025/26.

California Environmental Quality Act (CEQA)

CEQA determination for Option #1:

The proposed action is exempt from CEQA because it involves the operation, repair, and maintenance of existing public facilities and mechanical equipment involving negligible or no expansion of existing or former use and no possibility of significantly impacting the physical environment. (State CEQA Guidelines Section 15301.)

CEQA determination for Option #2:

None required

Details and Background

Background

The Middle Feeder supplies treated water from the Weymouth plant to the central pool portion of Metropolitan's distribution system. It serves the cities of Compton and Long Beach, the Central Basin Municipal Water District, Upper San Gabriel Valley Municipal Water District, and Three Valleys Municipal Water District. The Rio Hondo PCS is located on the Middle Feeder and is the primary pressure control structure for the southern portion of the feeder. The PCS has been in operation since its completion in 1953, and all piping and equipment within the structure are original and have been in continuous operation for over 70 years.

Rio Hondo PCS controls downstream pressures through several valves installed along eight parallel lines that vary in size. Flow through the facility is regulated by seven 8- to 24-inch diameter pilot-controlled, hydraulically operated globe valves and one motor-operated 36-inch conical plug valve. During normal operations, pressure is automatically controlled by the hydraulically operated globe valves. The motor-operated conical plug valve is manually used to throttle when downstream demands are low. Other valves provide surge pressure relief and isolation, but the globe valves used for flow control are subject to the most demanding service.

These valves have been in continuous service since their installation. Although regularly maintained, these valves are deteriorating and periodically fail, requiring corrective action. Regular maintenance is difficult as parts are obsolete or no longer supported by the manufacturer. Four valves (one 16-inch, two 12-inch, and one 8-inch) were identified as critical to maintaining the operations of the facility and need to be replaced at this time. Procurement specifications for the globe valves are complete, and bids have been received. Staff recommends proceeding with the procurement of replacement globe valves. Metropolitan forces will install these valves in late 2026. The remaining valves will be addressed through a subsequent comprehensive rehabilitation project that will upgrade the PCS's mechanical, electrical, and structural components.

Rio Hondo Pressure Control Structure Valve Replacement – Procurement

The scope of the procurement contract includes furnishing one 16-inch valve, two 12-inch valves, and one 8-inch hydraulically operated globe valve. Staff will perform submittal review, fabrication inspection, and contract administration.

A total of \$975,000 is required to perform this work. In addition to the amount of the procurement contract described below, the allocated funds for Metropolitan staff include \$78,000 for factory fabrication inspection and functional testing; \$46,000 for submittals review and responding to manufacturer requests for information;


\$43,996 for contract administration and project management. **Attachment 1** provides the allocation of the required funds.

Award of Procurement Contract (B&K Valves & Equipment Inc.)

Request for bids No. RFB-DV-454593 for the procurement of four globe valves was advertised on February 12, 2025. As shown in Attachment 2, one bid was received and opened on March 5, 2025. The low bid from B&K Valves & Equipment Inc., in the amount of \$807,004, complies with the requirements of the specifications. This amount includes all sales and use taxes imposed by the state of California. Staff investigated why only one bid was received and determined that some manufacturers preferred not to undertake the custom engineering and fabrication required for valves that fit within the existing structure and meet the hydraulic conditions. As a procurement contract, there are no subcontracting opportunities, and a Small Business Enterprise participation level was not established for this contract. Based on a survey of vendors, the budgetary estimate for this material ranged from \$550,000 to \$750,000.

Project Milestone


August 2026 – Completion of fabrication and delivery of new valves



Mai M. Hattar
Interim Chief Engineer
Engineering Services

5/28/2025

Date



Deven Upadhyay
General Manager

5/28/2025

Date

Attachment 1 – Allocation of Funds

Attachment 2 – Abstract of Bids

Attachment 3 – Location Map

Ref# es12708533

Allocation of Funds for Rio Hondo Pressure Control Structure Valve Replacement

	Current Board Action (Jun. 2025)
Labor	
Final Design	-
Owner Costs (Program mgmt.)	43,996
Submittals Review & Record Drwgs.	46,000
Construction Inspection & Support	72,000
Materials & Supplies	-
Incidental Expenses	6,000
Contracts	-
B&K Valves and Equipment Inc.	807,004
Remaining Budget	-
Total	\$ 975,000

The total amount expended to date is approximately \$100,000. The total estimated cost to complete the Rio Hondo Pressure Control Structure Valve Replacement, including the amount appropriated to date, funds allocated for the work described in this action, and future installation costs, is anticipated to range from \$1.5 million to \$2.5 million.

The Metropolitan Water District of Southern California
Abstract of Bids Received on March 5, 2025, at 11:00 A.M.
Request for Bids No. RFB-DV-454593
Rio Hondo Pressure Control Structure Valve Procurement

The work includes furnishing and delivering one 16-inch globe valve, two 12-inch globe valves, and one 8-inch hydraulically operated globe valve.

Budgetary range estimate: \$550,000 to 750,000

Bidder and Location	Total¹
B&K Valves and Equipment Inc. Olivehurst, CA	\$807,004

¹ As a procurement contract, there are no subcontracting opportunities.





Engineering Services Group

- **Capital Investment Plan Quarterly Report for Period Ending March 2025**

Summary

The attached report provides a summary of actions and accomplishments on the Capital Investment Plan (CIP) during the third quarter of fiscal year 2024/25. It also provides updates on the status of capital projects and capital expenditures to date, and information regarding service connections and relocations authorized by the General Manager during the reporting period of January to March 2025, the third quarter of fiscal year 2024/25, and the third quarter of the fiscal years 2024/25 and 2025/26 biennium.

Purpose

Administrative Code Requirement Section 2720(a)(1): General Manager's Quarterly Reports

Section 2720 of Metropolitan's Administrative Code requires the General Manager to report quarterly to the Engineering and Operations Committee on the Capital Investment Plan.

Sections 4700-4708 of Metropolitan's Administrative Code requires the General Manager to report on service connections approved by the General Manager with the estimated cost and approximate location of each.

Section 8122(c) of Metropolitan's Administrative Code requires the General Manager to report on the execution of any relocation agreement under the General Manager's authority involving an amount in excess of \$100,000.

Highlights of progress and major milestones on selected projects are presented in the attached report, grouped by CIP program.

Attachments

Capital Investment Plan quarterly report for period ending March 2025



The Metropolitan Water District of Southern California

Capital Investment Plan Quarterly Report

January - March 2025



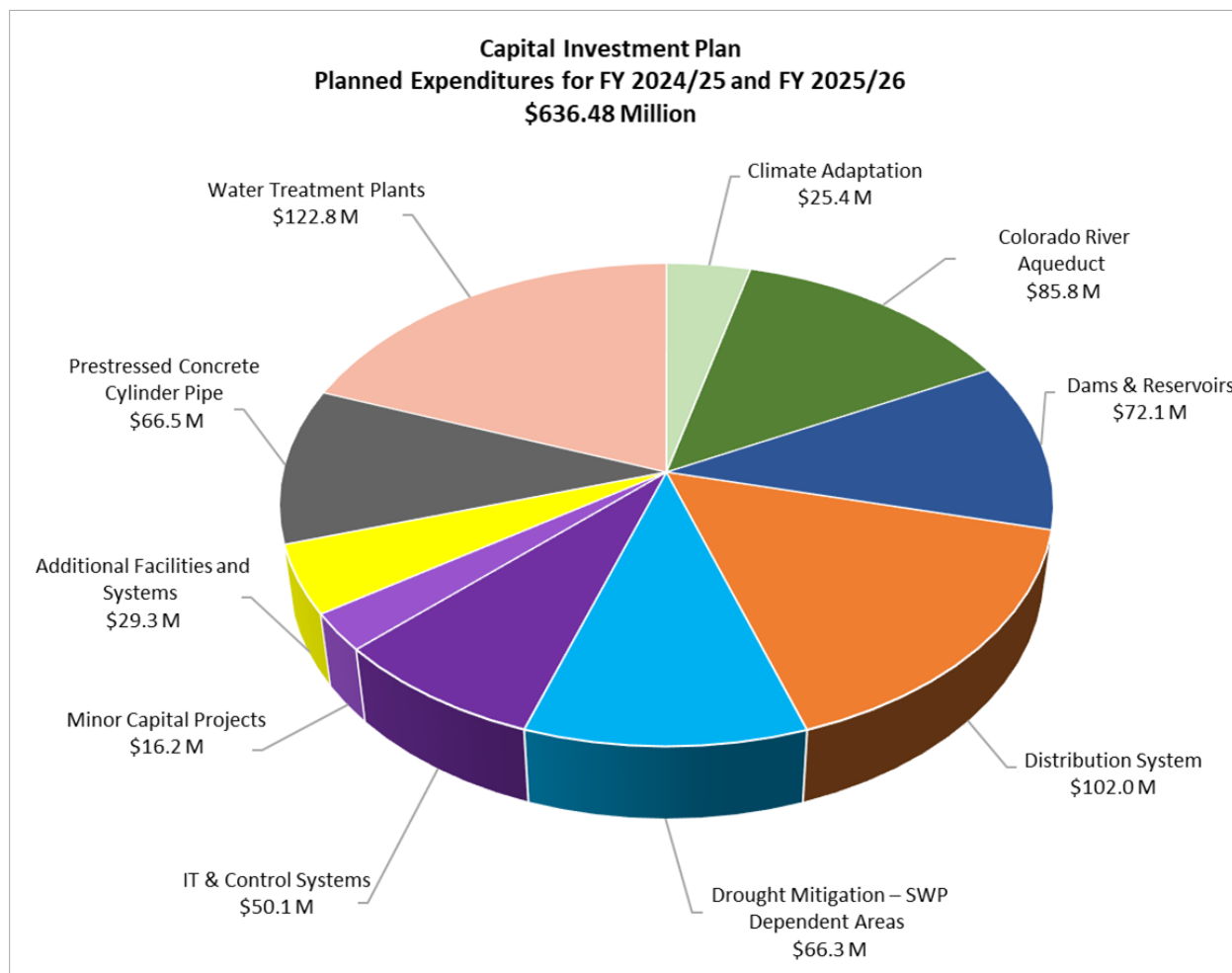
Table of Contents

Capital Investment Plan for Fiscal Years 2024/25 & 2025/26	2	CEQA Determinations	42
Executive Summary	3	Construction and Procurement Contracts	43
Board Action Summary	3	Performance Metrics	55
Planned Expenditure and Budget	6	Service Connections and Relocations	57
Funding of Infrastructure Projects with Outside Sources	7	Projects Expensed to Overhead	57
Major Capital Programs Overview	9	Program Status	58
Major Capital Project Programs – Highlights	11	List of Tables	59
Minor Capital Projects Program	36	List of Figures	59
Project Actions	40		

Capital Investment Plan for Fiscal Years 2024/25 & 2025/26

Metropolitan's total planned capital expenditures for Fiscal Years (FYs) 2024/25 and 2025/26 are \$636.48 million. In April 2024, the Board appropriated \$636.48 million and delegated authority to the General Manager, subject to both CEQA requirements and the General Manager's authority as addressed in Metropolitan's Administrative Code, to initiate or proceed with work on all planned Capital Investment Plan (CIP) projects identified in the CIP Appendix for FYs 2024/25 and 2025/26. Figure 1 below shows the planned expenditures by program.

Figure 1: CIP for FY 2024/25 and FY 2025/26 by Program



[Cover photos: (left to right; top to bottom): *Perris Valley Pipeline I-215 Tunnel Crossing* – Rigging and placing 96-inch-diameter pipe in Tunnel Shaft No. 1; *Badlands Tunnel Surge Protection Facility* – Installation of steel tank shell for the surge tank; *Weymouth Basins Nos. 5-8 and Filter Building No. 2 Rehabilitation* - Installation of new flocculation paddles and baffle walls at Basin No. 6]

Executive Summary

This report provides a summary of the Capital Investment Plan (CIP) activities and accomplishments during the 3rd Quarter of Fiscal Year (FY) 2024/25, which ended in March 2025. CIP expenditures through the 3rd Quarter totaled approximately \$271.5 million with 44 active procurement and construction contracts at the end of the quarter. The expenditures are projected to stay above plan through the 1st half of the next fiscal year before ending the biennium near the planned expenditure of \$636.48 million. The CIP funds allocated to specific projects through the reporting quarter totaled approximately \$469.4 million, leaving approximately \$167.1 million available to be allocated during the remainder of the current biennium.

During the quarter, five project-specific board actions were heard in open sessions. Two construction contracts and four procurement contracts were awarded by the Board during the reporting period with a total contract amount of approximately \$8.9 million. During the same time, a total of approximately \$40.1 million in contract payments were authorized, reflecting construction progress on projects such as Badlands Tunnel Surge Protection Facility; CRA Freda Siphon Barrel No. 1 - Internal Seal Installation; Hinds, Eagle Mountain, and Iron Mountain Pumping Plants Storage Buildings; Inland Feeder/Rialto Pipeline Intertie; Mills Electrical Upgrades - Stage 2; Perris Valley Pipeline Interstate 215 Tunnel Crossing; Rialto Pipeline Rehabilitation at Station 2986+30; San Diego Canal Concrete Liner Replacement - Site 236; Second Lower Feeder PCCP Rehabilitation - Reach 3B; and Weymouth Water Treatment Plant Basins Nos. 5-8 & Filter Building No. 2 Rehabilitation.

Staff continues to manage over 500 CIP projects and project spending in this and future budget cycles. Some of the major construction projects that could potentially be started in the next three years include Phase 2 Design Build of the Sepulveda Feeder Pump Stations, Lakeview Pipeline Relining - Stage 2, Sepulveda Feeder PCCP Rehabilitation - Reaches 2 and 9, Lake Mathews Pressure Control Structure and Electrical Upgrades, Garvey Reservoir Rehabilitation - Stage 1, Foothill/Inland Feeder Intertie, Diemer Filter Improvements, and numerous zero emissions fleet infrastructure and security projects.

Staff has commenced CIP budget process for the next biennium. The majority of projects are refurbishment and replacement (R&R) projects, and in each biennium, approximately 100 new projects are proposed.

Board Action Summary

During the 3rd Quarter, board actions heard in open session included five CIP project-specific actions summarized in Table 1 below. These actions awarded six contracts totaling approximately \$8.9 million and authorized increases to three existing professional/technical services agreements totaling approximately \$6.8 million. The table below excludes information on any board items heard in closed session.

Table 1: 3rd Quarter Board Actions

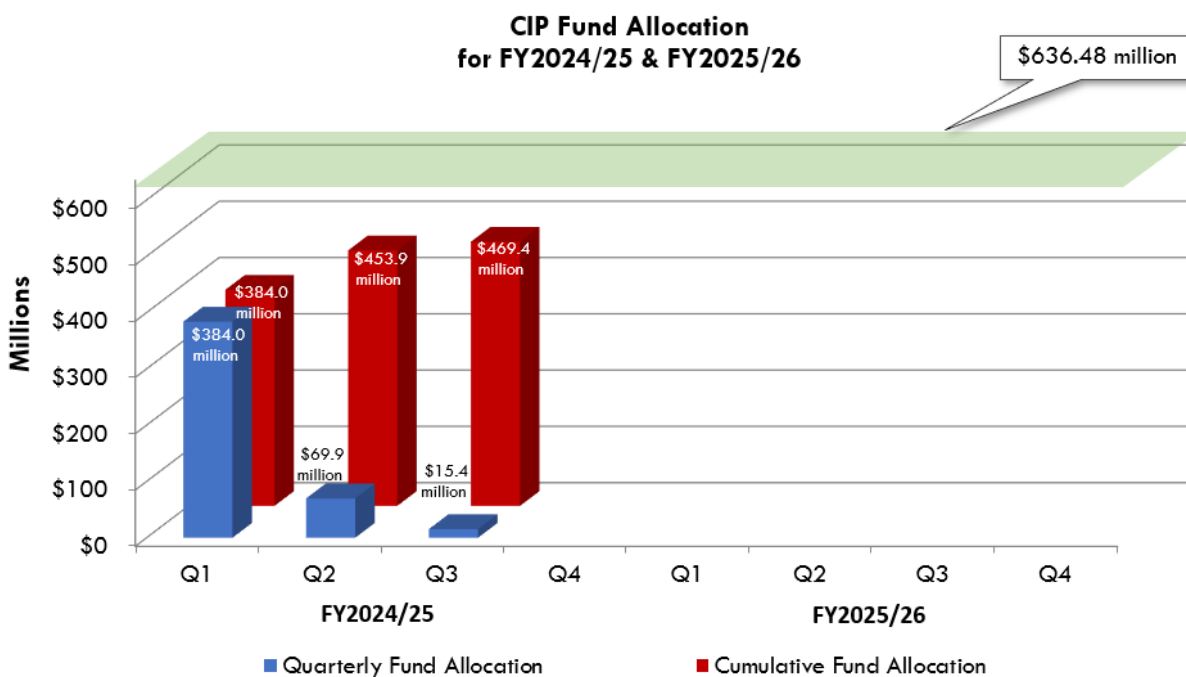
Month	Board Letter Item No.	Project	Action Taken
January	7-1	Mills and Jensen Finished Water Reservoirs Rehabilitation	Authorized an increase of \$5,550,000 to an existing agreement
February	7-1	Desert Microwave Tower Sites Upgrade	Awarded a \$2,556,478.19 construction contract, awarded a \$1,531,044 procurement contract, authorized a total increase of \$1,271,000 to two existing agreements
February	7-2	CRA Employee Housing Fencing and Shade Structure Improvements	Awarded a \$1,931,217 construction contract

Month	Board Letter Item No.	Project	Action Taken
March	7-1	Copper Basin Reservoir Sodium Hypochlorite Tanks Replacement	Awarded a \$407,740.66 procurement contract
March	7-2	Hollywood Tunnel North Portal Control Structure Upgrades	Awarded a \$321,575 procurement contract for two gate valves and a \$2,151,947 procurement contract for two sleeve valves

The previously referenced April 2024 board action appropriated a total of \$636.48 million to perform work on planned CIP projects through the current biennium. To be considered a planned project, the project must be identified and described in the CIP Appendix for the two-year budget cycle. Consistent with the April 2024 action, all requests to allocate funds and proceed with planned CIP projects are reviewed and approved by the Chief Engineer acting under the General Manager's authority. Unplanned projects, those that are not already identified in the CIP Appendix, require a separate board authorization. During the 3rd Quarter, no unplanned CIP projects were authorized by the Board.

Figure 2 shows the allocation of the funds from Appropriation No. 15535 for this quarter and a total for the current biennium through the quarter, which is approximately \$469.4 million, leaving approximately \$167.1 million to be allocated during the remainder of the current biennium. This amount includes the allocation of \$10 million to the Minor Capital Projects Program. During the 3rd Quarter, approximately \$20.3 million was allocated for new work authorized, and approximately \$4.9 million was reallocated back to the CIP Appropriation No. 15535. Details of the allocations and reallocations of funds during the reporting quarter can be found in the **Project Actions** section.

Figure 2: CIP Fund Allocation from Appropriation No. 15535 – FY 2024/25 and FY 2025/26



*Numbers may not sum due to rounding.

Information on construction and procurement contracts activities for the 3rd Quarter of FY 2024/25 is presented in the **Construction and Procurement Contracts** section of this report. Progress payments for these contracts in the 3rd Quarter totaled approximately \$40.1 million and primarily reflect construction progress on Badlands Tunnel Surge Protection Facility; CRA Freda Siphon Barrel No. 1 - Internal Seal Installation; Hinds, Eagle Mountain, and Iron Mountain Pumping Plants Storage Buildings; Inland Feeder/Rialto Pipeline Intertie; Mills Electrical Upgrades - Stage 2; Perris Valley Pipeline Interstate 215 Tunnel Crossing; Rialto Pipeline Rehabilitation at Station 2986+3; San Diego Canal Concrete Liner Replacement – Site 236; Second Lower Feeder PCCP Rehabilitation - Reach 3B; and Weymouth Water Treatment Plant Basins Nos. 5-8 & Filter Building No. 2 Rehabilitation.

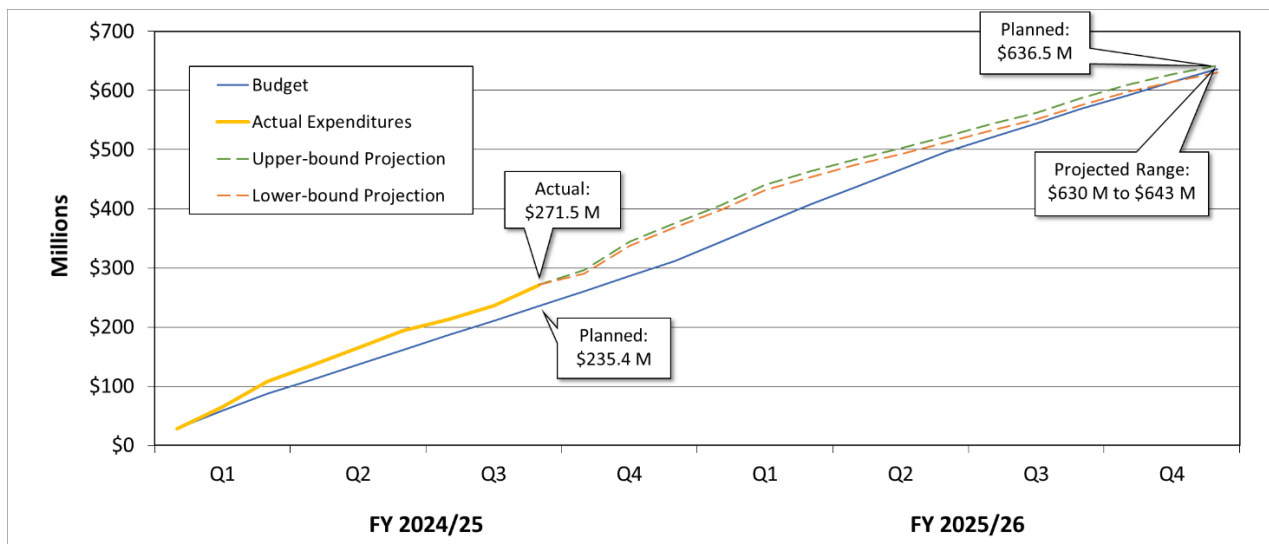
Planned Expenditure and Budget

Table 2 below shows the planned and actual expenditures for the biennium through the end of the 3rd Quarter of FY 2024/25. Figure 3 shows the forecast of expenditures through the end of the current biennium, against planned expenditures for the same time interval. Actual expenditures through the 3rd Quarter of FY 2024/25 were approximately 115% of planned expenditures.

Table 2: Planned & Actual Expenditures for FYs 2024/25 & 2025/26

Quarter	Planned Expenditures (millions)	Actual Expenditures (millions)
FY 2024/25, Q1	\$87.2	\$107.7
FY 2024/25, Q2	\$74.3	\$86.0
FY 2024/25, Q3	\$73.9	\$77.8
Totals	\$235.4	\$271.5

Figure 3: Current Biennium – Planned, Actual & Forecasted Expenditures



As shown in Figure 3, the total planned expenditures in the current biennium are \$636.48 million. The projected expenditures for the biennium are currently projected to be between \$630 million and \$643 million, with the actual expenditures approximately 15% higher than the planned expenditures during the 3rd Quarter of FY 2024/25. The variance above the planned expenditures in this quarter is mainly due to several factors, including unplanned spending on urgent relining of distressed PCCP segments of the Allen-McColloch Pipeline, revised construction contract payments for awarded contracts based on updated project schedules and contractor work plan shifts, and anticipated higher contract bids for key upcoming contracts.

Funding of Infrastructure Projects with Outside Sources

This section provides information on select grants and other outside sources of funds that Metropolitan receives to support infrastructure projects. The expenditures related to these outside funding sources are described below and will be updated in subsequent quarters as the funds are received and expenditures are recorded.

Pure Water Southern California

In December 2022, Metropolitan's Board authorized the General Manager to use \$80 million in project funding from the State Water Resources Control Board (SWRCB) to commence activities related to the initiation of the Pure Water Southern California program. Metropolitan received the \$80 million funding in one lump sum payment on May 24, 2023, to support the design activities for the program. Funds are available for expenditure until June 30, 2026. The use of these funds is not included as part of Metropolitan's CIP expenditures. During the reporting quarter, State funds were used to support program management tasks, including the preparation of various plans for program implementation and preliminary design of the initial two reaches of the conveyance pipelines.

Metropolitan is currently discussing with the program partners, Southern Nevada Water Authority (SNWA) and Arizona Department of Water Resources, to determine their potential contributions to the program. Los Angeles County Sanitation Districts (LACSD) has agreed to be responsible for implementation of the pretreatment and nitrogen management facilities, which includes the membrane bioreactor (MBR). The amended and restated agreement with LACSD was authorized on September 9, 2024. Metropolitan is currently discussing with other program partners to determine their potential contributions to the program.

The U.S. Bureau of Reclamation (USBR) awarded a \$5 million WaterSMART grant to Metropolitan in 2023. The grant agreement was finalized in May 2024. A three-time matching fund is required for this grant. Metropolitan also received a notice of intent to award a Large-Scale Water Recycling Project (LSWRP) grant in May 2024, which will reimburse 25 percent of the planning and design costs up to \$99,199,096 through the grant term. In November 2024, Metropolitan again received a notice of intent to award an LSWRP grant in the amount of \$26,273,759, for a total LSWRP grant amount of \$125,472,855. Metropolitan will share the LSWRP grant with LACSD, who will provide their share of the matching funds. The Board authorized the acceptance of the grant award on December 10, 2024 and entered into a grant agreement with USBR on January 10, 2025. The agreement allows Metropolitan to include program-related expenditures for reimbursement from April 2020, when the feasibility study was submitted. Metropolitan has submitted invoices for both grants, and has received \$2.5 million from the WaterSMART grant and \$15.6 million from the LSWRP grant through the reporting period.

Drought Mitigation Projects

In December 2022, Metropolitan's Board adopted a resolution to accept \$50 million in state funding from the California Department of Water Resources to support Metropolitan's drought mitigation projects. The Board also designated the Group Manager of Engineering Services to be the signatory to execute actions related to the funds. The California Department of Water Resources (DWR) will administer the funds and release the reimbursement after Metropolitan invoices expenses. The \$50 million fund is available for reimbursement through June 30, 2026, and five percent of this amount may be used for administrative costs by DWR. From the state-allocated amount, it allocated to Metropolitan \$47.5 million to improve and expand its infrastructure to be more resilient and flexible to respond to fluctuating water supplies. The improved system will enhance the ability to convey water throughout all its service area. Under this grant, staff will be required to submit invoices to DWR to receive reimbursement for expenditures that comply with the grant requirements. To date, three projects on the east side of Metropolitan's system are covered under this grant. These three projects are part of an overall plan to provide direct delivery of Diamond Valley Lake (DVL) supplies to the Rialto Pipeline. During the reporting quarter, a progress report and invoices through December 2024 were submitted and approved by DWR for \$11.9 million. As of March 2025, a total of \$22.3 million in reimbursement has been received from the State for the three projects. This funding allows additional rehabilitation projects to proceed as a result of applying state grant funds towards the applicable CIP projects.

In November 2023, Metropolitan submitted a grant application to USBR requesting \$5 million to support Inland Feeder/SBVMWD Foothill Pump Station project as part of water supply reliability improvements in the Rialto Pipeline service area. USBR offers funding through its WaterSMART Drought Response Program: Drought Resiliency Projects for Fiscal Year 2024 to water districts in the Western United States to increase water supply reliability through investments in existing infrastructure and increased water management flexibility. The USBR program funds up to \$5 million per project for projects that can be completed within three years. The grant requires a 50 percent cost-sharing. If the grant award is \$5 million, Metropolitan would provide at least the same amount (\$5 million). The source of the cost-share funds is budgeted CIP funds planned to be spent on the project and will fulfill Metropolitan's

grant matching funds requirement. The total cost of this project is estimated to be \$34 million. During the reporting quarter, USBR continued compiling information to prepare a National Environmental Policy Act (NEPA) document, preparing a consultation letter to initiate the permit consultation process, and developing a formal funding agreement.

Battery Energy Storage System Projects

In October 2020, Metropolitan's Board authorized adding battery energy storage system (BESS) projects to the CIP to enhance the efficiency of Metropolitan's long-term power use, provide a hedge against projected electricity price increases, and improve the resiliency of the electric power supply at the Jensen, Skinner, and Weymouth Water Treatment Plants. This decision was aided by the California Public Utilities Commission's enhanced incentives for microgrid-capable BESS at critical facilities, which are expected to reimburse Metropolitan for \$8.147 million of project costs. Weymouth BESS construction has been completed and commissioning & startup are expected to be completed in the first quarter of FY 2025/26. Jensen and Skinner BESS constructions are currently underway and expected to be completed in the first quarter of FY 2025/26. Unlike the funds received for Pure Water discussed above, the incentive will be paid to Metropolitan in phases: 50 percent at project completion, with the remaining 50 percent paid equally over five years upon annual proof of a 5 kg CO₂/kWh reduction in greenhouse gas emissions.

Webb Tract Wetland Restoration and Rice Field Development Projects

In May 2023, Metropolitan's Board adopted a resolution to support a grant application for a \$20.9 million grant from the Sacramento-San Joaquin Delta Conservancy (Delta Conservancy), and staff signed a grant agreement with Delta Conservancy in March 2024 that funds two projects on Webb Tract, a Metropolitan-owned island located in Contra Costa County. The two projects include construction of approximately 1,400 acres of rice fields and design, permitting, and construction of approximately 1,900 acres of wetland on the Webb Tract island. Under this grant, staff submits invoices to Delta Conservancy quarterly to receive reimbursement of expenditures that comply with the grant requirements. As of March 2025, a total reimbursement of \$976,589 has been received from the Delta Conservancy. Staff is currently negotiating with a farming partner to convert the existing agricultural lands to rice farming. A Metropolitan board action to award a farming lease agreement is expected in summer of 2025. Wetland design is ongoing, with the final design and permitting estimated to be completed in the summer of 2025 and construction estimated to begin in spring of 2026.

Diemer Helicopter Hydrant Project

Metropolitan and the Yorba Linda Water District (YLWD) signed a memorandum of understanding outlining the commitment to jointly fund and construct a helicopter hydrant facility at the Robert B. Diemer Water Treatment Plant (Diemer plant). The project will be partially funded by a \$500,000 grant previously awarded by the United States Forest Service (USFS) to YLWD to construct the facility. Metropolitan is now a subrecipient of the grant and the grant funds will be used to defray Metropolitan's cost for the project. The construction is underway and is estimated to be completed in the summer of 2025.

Major Capital Programs Overview

Metropolitan's CIP is structured into three levels. In descending order, they are:

- Program
- Project Group/Appropriation
- Project

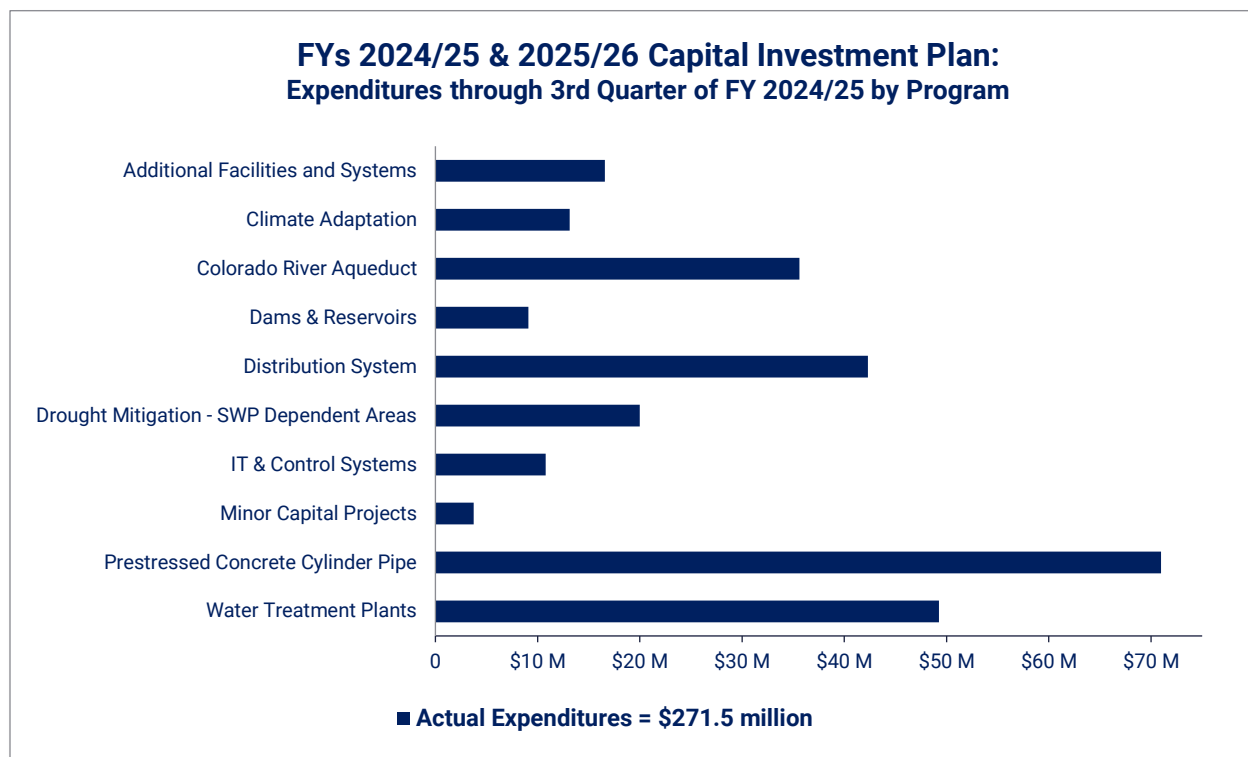
Metropolitan's CIP is comprised of 10 programs, which capture all projects within the CIP. The 10 programs are listed below in alphabetical order. Programs are comprised of one or more project groups/appropriations, and project group/appropriations are comprised of one or more projects. The status of each of the programs is provided later in this section of the report. A comparison of the program planned expenditures and actual costs to date for each of the programs is provided in Table 14 at the end of this report.

- Additional Facilities and Systems
- Climate Adaptation
- Colorado River Aqueduct (CRA)
- Dams & Reservoirs
- Distribution System
- Drought Mitigation - SWP Dependent Areas
- Information Technology (IT) & Control Systems
- Minor Capital Projects
- Prestressed Concrete Cylinder Pipe (PCCP)
- Water Treatment Plants

For the current biennium, the CIP includes over 500 planned projects (excluding minor capital projects).

Figure 4 below shows actual expenditures for the 10 capital programs for 3rd Quarter of FY 2024/25.

Figure 4: Biennium-to-date Actual Expenditures through 3rd Quarter FY 2024/25



Major Capital Project Programs – Highlights

This section provides 3rd Quarter highlights for the nine Major Capital Projects Programs; the Minor Capital Projects Program is highlighted in its own section of this report. Status is provided for selected projects within each Major Capital Projects Program. The selected projects typically achieved major milestones during the 3rd Quarter of FY 2024/25 or are scheduled to achieve major milestones in the next quarter.

Table 3: Major Capital Projects Programs

Program	Project
Additional Facilities and Systems	La Verne Shops Upgrades – Stage 5: Building Completion
Climate Adaptation	Zero Emission Fleet Pilot Infrastructure - Stage 1
Colorado River Aqueduct (CRA)	CRA Pumping Plant Sump System Rehabilitation
Dams & Reservoirs	Garvey Reservoir Rehabilitation - Stage 1
Distribution System	San Diego Canal Concrete Liner Replacement – Site 236
Drought Mitigation - SWP Dependent Areas	Inland Feeder/Rialto Pipeline Intertie
Information Technology (IT) & Control Systems	Headquarters Network Switch Replacement
Prestressed Concrete Cylinder Pipe (PCCP)	Second Lower Feeder PCCP Rehabilitation - Reach 3B
Water Treatment Plants	Weymouth Basins Nos. 5-8 and Filter Building No. 2 Rehabilitation

Additional Facilities and Systems Program

Actual Biennium Expenditures
(Jul. 2024 through Mar. 2025)
\$16.57 million

Program Information: The Additional Facilities and Systems Program is composed of projects to refurbish, replace, upgrade, or provide new facilities and systems that support Metropolitan's business and operations.

Program Highlights (3rd Quarter)

Accomplishments

- Continued construction for the following projects:
 - Diamond Valley Lake Floating Wave Attenuator System Improvements – Stage 2
 - La Verne Shops Upgrades – Stage 5: Building Completion
- Continued final design for the following projects:
 - Diamond Valley Lake East Marina Utilities
 - Diamond Valley Lake Floating Restroom Replacement
 - Diamond Valley Lake to Lake Skinner Trail
 - Eagle Rock Security Upgrade – Stage 1
 - Lake Mathews Aboveground Storage Tank Replacement
- Continued preliminary design for the following projects:
 - Apprentice Training Center Facility
 - CRA Aircraft Facility Improvement – Stage 1
 - Desert Housing and Property Improvements
 - Headquarters Building Automation System Upgrades
 - Headquarters HVAC System Rehabilitation
 - La Verne Shops Upgrades – Stage 6
 - La Verne Water Quality Laboratory Building Upgrades
- Continued study for the following project:
 - CRA Aircraft Facility Improvements – Stage 2
- Headquarters Fire Alarm/Smoke Control Upgrades
 - Obtained final sign-off by fire department after final inspection and testing
- La Verne Water Quality Laboratory Equipment Replacement
 - Continued preliminary design and procurement of laboratory equipment

Upcoming Activities

Upcoming work for the next quarter will include:

- Continue construction for the following projects:
 - Diamond Valley Lake Floating Wave Attenuator System Improvements – Stage 2
 - La Verne Shops Upgrades – Stage 5: Building Completion
- Advertise construction contract for the following project:
 - Lake Mathews Aboveground Storage Tank Replacement
- Continue final design for the following projects:
 - Diamond Valley Lake East Marina Utilities
 - Diamond Valley Lake Floating Restroom Replacement
 - Diamond Valley Lake to Lake Skinner Trail
 - Eagle Rock Security Upgrade – Stage 1
- Complete preliminary design for the following project:
 - La Verne Water Quality Laboratory Building Upgrades
- Continue preliminary design for the following projects:
 - Apprentice Training Center Facility
 - CRA Aircraft Facility Improvements – Stage 1
 - Desert Housing and Property Improvements
 - Headquarters Building Automation System Upgrades
 - Headquarters HVAC System Rehabilitation
 - La Verne Shops Upgrades – Stage 6
- Continue study for the following project:
 - CRA Aircraft Facility Improvements – Stage 2
- La Verne Water Quality Laboratory Equipment Replacement
 - Continue preliminary design and procurement of laboratory equipment

La Verne Shops Upgrades – Stage 5: Building Completion

Total Project Estimate:
\$26.7 million

Total Project Cost to Date:
\$25.4 million

This project will procure and install new fabrication and machine shop equipment, including a hydraulic shear, hydraulic press brake, waterjet cutting system, horizontal/vertical band saw, and vertical milling center and complete building and utility improvements for several shop buildings on the grounds of the Weymouth plant.

Phase	Construction
% Complete for Current Phase	95%
Construction Contract Award	May 2022
Estimated Construction Completion Date	August 2025
Contract Number	1885

The contractor completed installation of the new unit substation and commissioned the refurbished blast booth. In the upcoming quarter, the contractor will begin installing the new vertical milling center platform, testing the new plasma cutting system, and complete installation of new vertical band saw.



Installation of safety shower and eyewash in the coating shop at La Verne

Climate Adaptation Program

Actual Biennium Expenditures
(Jul. 2024 through Mar. 2025)
\$13.14 million

Program Information: The Climate Adaptation Program is composed of projects to replace, refurbish, upgrade, or construct new facilities to prepare Metropolitan to adjust to current and projected climate change impacts on its operation and its mission to provide its service area with adequate and reliable supplies of high-quality water in an environmentally and economically responsible way.

Program Highlights (3rd Quarter)

Accomplishments

- Advanced Water Treatment Demonstration Facility
 - Continued preparation of improvement plans to address long-term site security
 - Initiated preparation for Nitrification-Only (N-Only) tertiary membrane bioreactor (MBR) optimization testing to support the planning and design of a full-scale advanced purification facility
- Battery Energy Storage Systems (BESS) at Jensen, Weymouth, and Skinner Plants
 - Completed construction and filed Notice of Completion (NOC) for the Weymouth Plant
 - Continued construction at the Jensen and Skinner plants
- Direct Potable Reuse Demonstration (DPR) Facility
 - Continued development of DPR pilot testing and site improvement plans
 - Continued preparation of procurement packages for DPR pilot testing equipment
 - Presented draft DPR testing plan and approach to the Independent Science Advisory Panel (ISAP)
- Zero Emission Vehicle Fleet Infrastructure
 - Districtwide Zero Emission Fleet Infrastructure
 - Continued development of the enhanced programmatic planning and study documents
 - Headquarters Building Zero Emission Vehicle Infrastructure Upgrades – Stage 1
 - Continued final design and completed the constructability review workshop
 - Zero Emission Fleet Pilot Infrastructure – Stage 1
 - Initiated installation of two pilot charging stations at the Weymouth plant
 - Zero Emission Fleet Pilot Infrastructure – Stage 2, Phase 1
 - Completed design of a total of five Level 2/2+ charging stations at Lake Mathews, Weymouth plant, Jensen plant, and Skinner plant
 - Continued design of a total of three Level 3 fast charging stations at Mills plant, Weymouth plant, and Gene pumping plant

Upcoming Activities

Upcoming work for the next quarter will include:

- Advanced Water Treatment Demonstration Facility
 - Complete preparation for N-Only tertiary MBR optimization testing to support the planning and design of a full-scale advanced water purification facility
 - Complete reverse osmosis system modifications to support optimization testing and equipment qualification
 - Continue preparation of physical security improvement plans to address long-term site security
- Battery Energy Storage Systems at Jensen, Weymouth, and Skinner Plants
 - Continue construction at the Jensen and Skinner plants

- Direct Potable Reuse Demonstration Facility
 - Advertise procurement packages for DPR pilot testing equipment
 - Conduct a value engineering workshop on the proposed DPR pilot testing approach and site improvements
 - Continue development of DPR pilot testing and site improvement plans
- Zero Emission Vehicle (ZEV) Infrastructure Upgrade projects:
 - Districtwide Zero Emission Fleet Infrastructure
 - Begin coordination with the utility service providers
 - Complete the enhanced programmatic planning and study document for the Weymouth plant
 - Continue the enhanced programmatic planning and study documents for the remaining 16 sites
 - Headquarters Building Zero Emission Vehicle Infrastructure Upgrades – Stage 1
 - Continue final design
 - Zero Emission Fleet Pilot Infrastructure – Stage 1
 - Complete testing, commissioning, and integration of pilot chargers installed at the Headquarters Building and installation at the Weymouth plant
 - Zero Emission Fleet Pilot Infrastructure – Stage 2, Phase 1
 - Begin hazmat survey and installation of a total of five Level 2/2+ charging stations at Lake Mathews plant, Weymouth plant, Jensen plant, and Skinner plant
 - Complete design of a total of three Level 3 fast charging stations at Mills plant, Weymouth plant, and Gene pumping plant

Zero Emission Fleet Pilot Infrastructure - Stage 1

Total Project Estimate:

\$0.2 million


Total Project Cost to Date:

\$0.1 million

This project will design and install four pilot chargers at two district facilities to test the chargers and obtain user feedback to develop an efficient plan to deploy chargers across the district. Activities include testing software to meet mandated Zero Emission (ZE) and Near-Zero Emission (NZE) state and local regulations and comply with California Environmental Quality Act (CEQA) Greenhouse Gas (GHG) reductions identified in Metropolitan's Climate Action Plan (CAP).

Phase	Design and MetForce Construction
% Complete for Current Phase	60%
Current Phase Authorized	November 2023
Estimated Project Completion Date	June 2025

Testing of two Level 2 charging stations at Headquarters Building was conducted. In the upcoming quarter, the testing and commissioning at Headquarters Building will be completed and two Level 2 charging stations installation at Weymouth plant will be completed.



Two Level 2 EV chargers in the parking garage at the Headquarters Building

Colorado River Aqueduct (CRA) Program

Actual Biennium Expenditures
(Jul. 2024 through Mar. 2025)
\$35.60 million

Program Information: The CRA Program is composed of projects to replace or refurbish facilities and components of the CRA system to reliably convey water from the Colorado River to Southern California.

Program Highlights (3rd Quarter)

Accomplishments

- Completed construction for the following projects:
 - CRA Conveyance System Flow Level Sensor Installation
 - Gene Pumping Plant Pilot Security Improvements
- Continued construction activities for the following projects:
 - CRA Domestic Water Treatment System Upgrades at all five pumping plants
 - CRA Freda Siphon Barrel Number 1 - Internal Seal Installation
 - Hinds, Eagle Mountain, and Iron Mountain Pumping Plants Storage Buildings
- Continued equipment procurement of the following projects:
 - Gene Pumping Plant Unit No. 1 Brushless Motor Exciter System
 - Intake and Gene Pumping Plants Transformer Bushings and Pressure Device Replacements
- Awarded procurement contract for the following project:
 - Copper Basin Sodium Hypochlorite Tank Replacement
- Continued final design of the following projects:
 - Black Metal Mountain 2.4 kV Electrical Power Upgrades
 - Cabazon Radial Gates Facility Improvements
 - Copper Basin Reservoir Discharge Valve Structure Rehabilitation
 - CRA Conduit Erosion Control Improvements
 - CRA Desert Region Security Improvements – Stage 1
 - CRA Pumping Plant Sump System Rehabilitation
 - CRA Pumping Plant Village Utility Replacement
 - CRA Pumping Plants Main Pump Access Improvements
 - Iron Mountain Station Light & Power Electrical Improvements
- Continued preliminary design of the following projects:
 - CRA 230kV Transmission Tower Barrier Improvements
 - CRA Desert Region Security Improvements – Stage 2
 - CRA Pumping Plant Delivery Lines Rehabilitation
 - Hinds Pumping Plant Discharge Valve Platform Replacement
 - Iron Mountain Tunnel Rehabilitation
- CRA 230 kV Transmission Line Rehabilitation and Improvements
 - Continued study of east transmission line
- CRA Main Pump Motor Rehabilitation
 - Continued study to assess rehabilitation options for pump units and their ancillary support systems for all five pumping plants

Upcoming Activities

Upcoming work for the next quarter will include:

- Complete construction contracts for the following project:
 - CRA Freda Siphon Barrel Number 1 - Internal Seal Installation
- Continue construction activities planned for the following projects:
 - CRA Domestic Water Treatment System Upgrades at all five CRA pumping plants
 - Hinds, Eagle Mountain, and Iron Mountain Pumping Plants Storage Buildings
- Continue procurement of the following projects:
 - Copper Basin Sodium Hypochlorite Tank Replacement
 - Gene Pumping Plant Unit No. 1 Brushless Motor Exciter System
 - Intake and Gene Pumping Plant Transformer Bushings and Pressure Device Replacements
- Continue final design of the following projects:
 - Black Metal Mountain 2.4 kV Electrical Power Upgrades
 - Cabazon Radial Gates Facility Improvements
 - Copper Basin Reservoir Discharge Valve Structure Rehabilitation
 - CRA Conduit Erosion Control Improvements
 - CRA Desert Region Security Improvements – Stage 1
 - CRA Pumping Plant Sump System Rehabilitation
 - CRA Pumping Plant Village Utility Replacement
 - CRA Pumping Plants Main Pump Access Improvements
 - Iron Mountain Station Light & Power Electrical Improvements
- Continue preliminary design of the following projects:
 - CRA 230kV Transmission Tower Barrier Improvements
 - CRA Desert Region Security Improvements – Stage 2
 - CRA Pumping Plant Delivery Lines Rehabilitation
 - Hinds Pumping Plant Discharge Valve Platform Replacement
 - Iron Mountain Tunnel Rehabilitation
- CRA 230 kV Transmission Line Rehabilitation and Improvements:
 - Continue study of east transmission line
- CRA Main Pump Motor Rehabilitation:
 - Continue study to assess rehabilitation options for pump units and their ancillary support systems for all five pumping plants
- Intake Transformer Bank Protection Relays Replacement:
 - Initiate final design

CRA Pumping Plant Sump System Rehabilitation

Total Project Estimate:
\$43.2 million

Total Project Cost to Date:
\$24.4 million

This project will rehabilitate the pumping plant sump systems, including replacement of corroded sump mechanical equipment, piping, and access structures at all five CRA pumping plants. This project will also rehabilitate circulating water equipment and piping systems and replace corroded catwalks, ladders and handrails within the sumps.

Phase	Final Design
% Complete for Current Phase	70%
Current Phase Authorized	August 2021 ¹
Estimated Completion Date of Current Phase	September 2025

The final design package was submitted for all five CRA pumping plants and review of the final design was in progress. In the upcoming quarter, the final design review will be completed and a construction contract bid will be advertised.



Circulating water and sump pumps at Hinds Pumping Plant

¹ The Board awarded a construction contract in December 2018 to rehabilitate the sump system, but the contract was suspended in March 2020 under Metropolitan's response to COVID-19 and was later completed only with a limited scope. The final design was authorized in August 2021 to revise the design document used for the construction contract awarded in December 2018 to complete the sump system rehabilitation.

Dams and Reservoirs Program

Actual Biennium Expenditures
(Jul. 2024 through Mar. 2025)
\$9.10 million

Program Information: The Dams & Reservoirs Program is comprised of projects to upgrade or refurbish Metropolitan's dams, reservoirs, and appurtenant facilities to reliably meet water storage needs and regulatory compliance.

Program Highlights (3rd Quarter)

Accomplishments

- Diamond Valley Lake Dam Monitoring System Upgrades
 - Received equipment and began installation
- Garvey Reservoir Rehabilitation
 - Continued final design
- Lake Skinner Dam Drainage System Improvements
 - Issued Notice to Proceed (NTP) for construction
- Lake Skinner Outlet Tower Seismic Upgrade
 - Continued detailed seismic evaluation of the outlet tower

Upcoming Activities

Upcoming work for the next quarter will include:

- Diamond Valley Lake Dam Monitoring System Upgrades
 - Complete instrumentation and automatic data acquisition equipment installation
- Garvey Reservoir Rehabilitation
 - Complete 60% design for outlet tower retrofit
 - Complete 90% design for reservoir liner and floating cover
- Lake Skinner Dam Drainage System Improvements
 - Continue construction
- Lake Skinner Outlet Tower Seismic Upgrade
 - Complete initial set of seismic analysis

Garvey Reservoir Rehabilitation - Stage 1**Total Project Estimate:**

\$75.0 million

Total Project Cost to Date:

\$8.4 million

This project will replace the aging reservoir floating cover and liner and refurbish the inlet/outlet tower at the Garvey Reservoir site.

Phase	Final Design
% Complete for Current Phase	70%
Current Phase Authorized	May 2023
Estimated Completion Date of Current Phase	July 2025

The design consultant continued the final design. As the reservoir has been removed from service, staff plans to accelerate design completion and advertisement of this construction contract. In the upcoming quarter, the design consultant will complete 60% final design for outlet tower retrofit and 90% final design for reservoir liner and floating cover. Constructability review will be conducted.



Reservoir floating cover overview at Garvey Reservoir

Distribution System Program

Actual Biennium Expenditures
(Jul. 2024 through Mar. 2025)
\$42.32 million

Program Information: The Distribution System Program is comprised of projects to replace, upgrade, or refurbish existing facilities within Metropolitan's distribution system, including pressure control structures, hydroelectric power plants, and pipelines, to reliably meet water demands.

Program Highlights (3rd Quarter)

Accomplishments

- Completed construction for the following project:
 - Foothill Hydroelectric Power Plant Seismic Upgrade
- Continued construction for the following projects:
 - OC-88 Pump Station Chiller Replacement
 - Perris Valley Pipeline I-215 Tunnel Crossing
 - Rialto Pipeline Rehabilitation at Station 2986+30 and Rehabilitation of Service Connection CB-11
 - San Diego Canal Concrete Liner Replacement – Site 236
 - Santa Monica Feeder Cathodic Protection
- Completed procurement for the following project:
 - Rialto Pipeline Rehabilitation at Station 2986+30 and Rehabilitation of Service Connection CB-11
- Continued procurement for the following projects:
 - Auld Valley and Red Mountain Pressure Control Structure Upgrades – a 42-inch stainless steel sleeve valve for the Red Mountain Pressure Control Structure
 - East Lake Skinner Bypass Slide Gates Replacement
 - Foothill Feeder Blowoff Valve Replacement
 - Lakeview Pipeline Relining – Stage 2
 - Orange County Area Pressure Control Structure Globe Valve Replacement
 - San Jacinto Diversion Structure Slide Gates V-01, V-02, V-03, and V-04 Rehabilitation
- Awarded a procurement contract for the following project:
 - Hollywood Tunnel North Portal Control Structure Upgrades

Upcoming Activities

Upcoming work for the next quarter will include:

- Complete construction of the following projects:
 - OC-88 Pump Station Chiller Replacement
 - Rialto Pipeline Rehabilitation at Station 2986+30 and Rehabilitation of Service Connection CB-11
 - San Diego Canal Concrete Liner Replacement – Site 236
- Continue construction activities planned for the following projects:
 - Perris Valley Pipeline I-215 Tunnel Crossing – Shutdown and perform tie-in to existing facility
 - Santa Monica Feeder Cathodic Protection
- Complete procurement for the following projects:
 - Foothill Feeder Blowoff Valve Replacement
 - Lakeview Pipeline Relining – Stage 2
- Continue procurement for the following projects:

- Auld Valley and Red Mountain Pressure Control Structure Upgrades – a 42-inch stainless steel sleeve valve for the Red Mountain Pressure Control Structure
- East Lake Skinner Bypass Slide Gates Replacement
- Orange County Area Pressure Control Structure Globe Valve Replacement
- San Jacinto Diversion Structure Slide Gates V-01, V-02, V-03, and V-04 Rehabilitation
- Hollywood Tunnel North Portal Pressure Control Structure Upgrades
- Continue final design for the following projects:
 - Auld Valley and Red Mountain Pressure Control Structures Upgrades
 - Hollywood Tunnel North Portal Pressure Control Structure Upgrades

San Diego Canal Concrete Liner Replacement – Site 236

Total Project Estimate:

\$3.0 million

Total Project Cost to Date:

\$2.2 million

This project will remove and replace approximately 11,000 square feet of concrete liner panels and install 24 weepholes along the invert of a section of the canal that is approximately 145 feet long.

Phase	Construction
% Complete for Construction	95%
Construction Contract Award Date	October 2024
Estimated Construction Completion Date	April 2025
Contract Number	2119

The contractor completed 145 feet of concrete liner installation near the interconnection with the Casa Loma Canal. In the upcoming quarter, a notice of completion (NOC) will be filed, and project close-out will begin.



New canal panel concrete placement at Site 236 of San Diego Canal

Drought Mitigation - SWP Dependent Areas Program

Actual Biennium Expenditures
(Jul. 2024 through Mar. 2025)
\$19.99 million

Program Information: The Drought Mitigation – SWP Dependent Areas Program is comprised of projects to replace, refurbish, upgrade, or construct new facilities, which are identified to mitigate the vulnerability experienced by specific member agencies that are impacted during shortages on the State Water Project supplies.

Program Highlights (3rd Quarter)

Accomplishments

- Badlands Tunnel Surge Protection Facility
 - Completed construction of surge tank foundation and began installation of surge tank steel shell
 - Completed shutdown and installation of 144-inch diameter tee at tie-in to Inland Feeder
- Inland Feeder/Rialto Pipeline Intertie
 - Completed installation of 84-inch diameter butterfly isolation valve
 - Completed shutdown and installation of 136-inch diameter tee at tie-in to Rialto Pipeline
 - Completed shutdown and installation of 144-inch diameter tee at tie-in to Inland Feeder
- Inland Feeder/San Bernardino Valley Municipal Water District (SBVMWD) Foothill Pump Station Intertie
 - Continued final design and acquisition of right-of-way and permits
 - Continued procurement of two 54-inch and one 132-inch diameter butterfly valves
- Sepulveda Feeder Pump Stations
 - Continued early procurement of authorized long-lead equipment
 - Continued Phase 1 design under a progressive design-build services agreement and negotiation of a Guaranteed Maximum Price (GMP) for Phase 2
- Wadsworth Pumping Plant Bypass Pipeline
 - Continued site work and installation of electrical components

Upcoming Activities

Upcoming work for the next quarter will include:

- Continue progress on the following projects:
 - Badlands Tunnel Surge Protection Facility: Continue construction
 - Inland Feeder/Rialto Pipeline Intertie: Continue construction
 - Inland Feeder/San Bernardino Valley Municipal Water District (SBVMWD) Foothill Pump Station Intertie: Continue NEPA document preparation, environmental permitting, right-of-way acquisition, and valve procurement
 - Sepulveda Feeder Pump Stations: Continue Phase 1 progressive design-build and negotiation of a Guaranteed Maximum Price (GMP) to complete Phase 2 and continue procurement of long-lead equipment
 - Wadsworth Pumping Plant Bypass Pipeline: Continue construction

Inland Feeder/Rialto Pipeline Intertie**Total Project Estimate:**

\$22.1 million

Total Project Cost to Date:

\$19.8 million

This project will construct a 250-foot-long pipe to connect the Inland Feeder to the Rialto Pipeline, including an 84-inch butterfly valve housed within a partially buried structure for isolation, allowing water to be pumped from Diamond Valley Lake (DVL) into the Rialto Pipeline.

Phase	Construction
% Complete for Construction	85%
Construction Contract Award Date	September 2023
Estimated Construction Completion Date	July 2025
Contract Number	2021

Installation of 84-inch butterfly valve and tie-in of bypass pipeline between Inland Feeder and Rialto Pipeline were completed. In the upcoming quarter, construction of ductback from the vault structure to the Department of Water Resources (DWR) block house building facility will be completed.



Installation of reinforcing steel at a valve vault structure deck at the DWR Devil Canyon facility

Information Technology and Control Systems Program

Actual Biennium Expenditures
(Jul. 2024 through Mar. 2025)
\$10.79 million

Program Information: The Information Technology and Control Systems Program is comprised of projects to replace, upgrade, or provide new facilities, software applications, or technology that will enhance cyber security, reliability, flexibility, and capability of information, communication, and control systems.

Program Highlights (3rd Quarter)

Accomplishments

- Control System Upgrade – Phase 4
 - Continued design of spare conduit ductbanks
- Desert Microwave Site Tower Upgrades
 - Awarded construction contract for equipment installation
 - Awarded procurement contract for network equipment
 - Issued Notice to Proceed (NTP) to the contractor
- Emergency Radio Communications Systems Upgrade
 - Continued preparation of request for proposal (RFP)
- Enterprise Content Management Phase II
 - Continued design
- Enterprise Data Analytics
 - Continued developing data requirements and design
- Headquarters Network Switch Replacement
 - Completed equipment installation
- MWD IntraMet Upgrade
 - Began RFP evaluation
- Oracle Database Upgrade
 - Continued database migration
- Real Property Group Business System Replacement
 - Conducted user acceptance testing of financial integration
- WiFi Implementation
 - Awarded a construction contract under GM authority for Los Angeles & Orange County facilities
- WINS Water Billing System Upgrade
 - Continued system upgrade

Upcoming Activities

Upcoming work for the next quarter will include:

- Control System Upgrade – Phase 4
 - Advertise a construction bid package for spare conduit ductbanks
- Desert Microwave Site Tower Upgrades
 - Continue construction for network equipment installation
- Emergency Radio Communication Systems Upgrade
 - Continue preparation of RFP

Capital Investment Plan Quarterly Report

January - March 2025

- Enterprise Content Management Phase II
 - Continue design
- Enterprise Data Analytics
 - Continue developing system requirements and design
- Headquarters Network Switch Replacement
 - Decommission the old system and initiate project close-out
- MWD IntraMet Upgrade
 - Complete RFP evaluation
- Oracle Database Upgrade
 - Continue database migration
- Real Property Group Business System Replacement
 - Complete integration of the new system with financial system
- WiFi Implementation
 - Conduct post-award job walks for Los Angeles region
 - Advertise construction bid package for Riverside region
- WINS Water Billing System Upgrade
 - Continue system upgrade

Headquarters Network Switch Replacement

Total Project Estimate:

\$2.14 million

Total Project Cost to Date:

\$2.06 million

This project will replace twelve network switches along with associated power supply, fiber optics, and line card. Network switches are components that support the Metropolitan headquarters network backbone and support critical operations and critical systems for Metropolitan's business operations.

Phase	Deployment
% Complete for Current Phase	95%
Current Phase Authorized	February 2023
Estimated Completion Date of Current Phase	June 2025

The transition from the old network switch to the new network switch was completed and the new system is operational. In the upcoming quarter, the old network switch will be decommissioned and project close-out will be completed.



Example of a new network switch

Prestressed Concrete Cylinder Pipe (PCCP) Program

Actual Biennium Expenditures
(Jul. 2024 through Mar. 2025)
\$70.99 million

Program Information: The PCCP Program is composed of projects to refurbish or upgrade Metropolitan's PCCP feeders to maintain water deliveries without unplanned shutdowns.

Program Highlights (3rd Quarter)

Accomplishments

- Second Lower Feeder
 - Reach 3B – In the reporting quarter, the contractor completed installation of 6,086 feet of steel liner and welding, grouting and mortar lining of 6,360 feet of new steel liner, installed three new 48-inch diameter conical plug sectionalizing valves, and rehabilitated one blow-off structure during a shutdown that began December 9, 2024 and is scheduled to end April 25, 2025. The total scope of the project is to reline approximately 3.6 miles of PCCP pipeline from the intertie with Sepulveda Feeder south to Oak Street Pressure Control Structure (PCS) through the cities of Torrance, Los Angeles, and Lomita; and rehabilitate or upgrade appurtenant valves and structures along the pipeline such as air release and vacuum valves, service connection isolation valves, blow-offs, and maintenance holes. To date, all 3.6 miles of PCCP have been relined. Pending work includes completion of appurtenant structure rehab, completion of sectionalizing valve appurtenances, and final testing and disinfection of the completed work.
- Sepulveda Feeder
 - Reach 1 – Continued final design to rehabilitate approximately 4.7 miles of Sepulveda Feeder PCCP pipeline, from just north of the Inglewood Lateral south to the West Coast Feeder, through the cities of Inglewood and Hawthorne, and unincorporated Los Angeles County.
 - Reach 2 – Continued final design and permitting to rehabilitate approximately 3.8 miles of Sepulveda Feeder PCCP pipeline, from the Dominguez Gap Channel south to the intertie with Second Lower Feeder, through the cities of Torrance and Los Angeles.
 - Reach 9 – Continued final design of Reach 9, the first construction package of the North Reach, which is necessary to support the operation of Stage 2 of the Sepulveda Feeder Pump Stations project.
 - North Reach – Continued preliminary design of the northern 20-mile portion of the Sepulveda Feeder, including both steel and PCCP portions of the pipeline and appurtenances.
- Allen-McColloch Pipeline Urgent Relining
 - Stage 1 – Completed construction
 - Stage 2 – Completed construction

Upcoming Activities

Upcoming work for the next quarter will include:

- Second Lower Feeder
 - Reach 3B – Complete work related to the second shutdown including pipe relining and rehabilitation of appurtenances.
- Sepulveda Feeder
 - Reach 1 – Continue final design
 - Reach 2 – Continue final design
 - Reach 9 – Continue final design to rehabilitate 3.8 miles of PCCP
 - North Reach – Continue preliminary design

Second Lower Feeder PCCP Rehabilitation - Reach 3B**Total Project Estimate:**
\$105.6 million**Total Project Cost to Date:**
\$89.1 million

This project will reline approximately 3.6 miles of the Second Lower Feeder PCCP pipeline with steel liner from the intertie with the Sepulveda Feeder south to Oak Street Pressure Control Structure, through the cities of Torrance, Los Angeles, and Lomita, and replace three 42-inch diameter sectionalizing valves at the intertie with the Sepulveda Feeder with three new 48-inch diameter sectionalizing valves.

Phase	Construction
% Complete for Construction	91%
Construction Contract Award Date	January 2023
Estimated Construction Completion Date	September 2025
Contract Number	2026

The contractor completed the remaining 1.2 miles of steel relining work, installed three 48-inch sectionalizing valves with actuators, and began electrical/control commissioning activities for the valves. In the upcoming quarter, the contractor will complete all shutdown-related work including commissioning of the three 48-inch sectionalizing valves and continue to install electrical, mechanical, and instrument components at the three sectionalizing valve structures.



New 48-inch conical plug sectionalizing valve installation at valve vault 1859+80 in the City of Los Angeles

Water Treatment Plants Program

Actual Biennium Expenditures
(Jul. 2024 through Mar. 2025)
\$49.25 million

Program Information: The Water Treatment Plants Program is comprised of projects to replace or refurbish facilities and components at Metropolitan's five water treatment plants and chlorine unloading facility to continue to reliably meet treated water demands.

Program Highlights (3rd Quarter)

Accomplishments

- Completed construction for the following project:
 - Weymouth Asphalt Pavement Rehabilitation
- Continued construction for the following projects:
 - Diemer Helicopter Hydrant Facility
 - Mills Electrical Upgrades – Stage 2
 - Weymouth Basins Nos. 5-8 & Filter Building No. 2 Rehabilitation
 - Weymouth Hazardous Waste Staging and Containment
- Continued procurement for the following project:
 - Diemer Helicopter Hydrant Facility
- Continued final design for the following projects:
 - Diemer Fluorosilicic Acid Tank Farm Improvements
 - Diemer Filter Rehabilitation
 - Jensen Plant Site Security Upgrades
 - Weymouth Administration Building Upgrades
- Obtained Board approval for final design of the following projects:
 - Jensen Finished Water Reservoir Rehabilitation
 - Mills Finished Water Reservoir Rehabilitation
- Completed preliminary design of the following project:
 - Jensen Solids Mechanical Dewatering Facility
- Continued preliminary design of the following projects:
 - Diemer Washwater Reclamation Plant Improvements & Slope Stabilization
 - Jensen Bromate Control Upgrades
 - Jensen Modules Nos. 2 & 3 Solids Removal System Rehabilitation
 - Jensen Reservoir Bypass Gate Replacement
 - Mills Basin Solids Removal System Rehabilitation
 - Mills Perimeter Security & Erosion Control Improvements

Upcoming Activities

- Continue construction of the following projects:
 - Diemer Helicopter Hydrant Facility
 - Mills Electrical Upgrades – Stage 2
 - Weymouth Basins Nos. 5-8 & Filter Building No. 2 Rehabilitation
 - Weymouth Hazardous Waste Staging and Containment
- Complete final design for the following projects:
 - Diemer Fluorosilicic Acid Tank Farm Improvements
- Continue final design of the following projects:

January - March 2025

Capital Investment Plan Quarterly Report

- Diemer Filter Rehabilitation
- Jensen Plant Site Security Upgrades
- Weymouth Administration Building Upgrade

- Execute Board-authorized agreement amendments for final design of the following projects:
 - Jensen Finished Water Reservoir Rehabilitation
 - Mills Finished Water Reservoir Rehabilitation
- Obtain Board authorization for agreement to perform final design of the following project:
 - Jensen Solids Mechanical Dewatering Facility
- Continue preliminary design of the following projects:
 - Diemer Washwater Reclamation Plant Improvements & Slope Stabilization
 - Jensen Bromate Control Upgrades
 - Jensen Modules Nos. 2 & 3 Solids Removal System Rehabilitation
 - Jensen Reservoir Bypass Gate Replacement
 - Mills Basin Solids Removal System Rehabilitation
 - Mills Perimeter Security & Erosion Control Improvements

Weymouth Basins Nos. 5-8 and Filter Building No. 2 Rehabilitation

Total Project Estimate:

\$117.0 million


Total Project Cost to Date:

\$106.5 million

This project will rehabilitate and replace the Weymouth Water Treatment Plant's Basins Nos. 5-8 major mechanical equipment, structural components, and auxiliary systems, along with seismic upgrades to the Basins Nos. 1-8 inlet channels and needed improvements, including replacement of basin inlet gates for Basins Nos. 1-8.

Phase	Construction
% Complete for Construction	93%
Construction Contract Award Date	May 2022
Estimated Construction Completion Date	July 2025
Contract Number	1982

The contractor completed seismic upgrades, mechanical equipment installation, startup testing, and hazardous material abatement within Basins Nos. 5 and 6. The contractor continued with installation of filter valves in Filter Building No.2. In the upcoming quarter, the contractor will install electrical and mechanical equipment in Basins Nos. 1-4 and Filter Building No.2.



Baffle wall forming panel installation at Basin No. 6

Minor Capital Projects Program

The Minor Capital Projects (Minor Cap) Program is authorized biennially to enable staff to expedite small capital projects. At the commencement of each biennium, the Board had appropriated the entire two-year budget for the program. For the current and the last biennia, the minor cap budget was included in the CIP appropriation. To be considered for inclusion in the Minor Cap Program, a project must have a planned budget of less than \$400,000. The \$400,000 project budget cap was first established by the June 2018 board action and the same cap is applied for the new minor caps that are approved for the current biennium.

The duration of minor capital projects typically ranges from a few months to three years. Since many of these projects require rapid response to address unanticipated failures, safety, or regulatory compliance concerns, or to take advantage of shutdown opportunities, the Minor Cap Program authorizes the General Manager to execute projects that meet defined criteria without seeking additional board approval.

In April 2024, the Board appropriated funds for the projects identified in the CIP appendix for the current biennium, FYs 2024/25–2025/26, including the Minor Cap Program. \$10 million of initial funds for this program has been allocated for the current biennium.

Minor Cap Program Historical Summary

The following table provides the overall status of the four active Minor Cap appropriations for the fiscal years 2018/19–2019/20 through fiscal years 2024/25–2025/26.

Table 4: Minor Capital Projects Program

	Fiscal Year				Totals*
	2018/19– 2019/20	2020/21– 2021/22	2022/23– 2023/24	2024/25– 2025/26	
Amount Appropriated	\$15.5M	\$20.0M	\$14.4M	\$10.0M	\$59.9M
Expenditures (through March 2025)	\$12.4M	\$10.1M	\$8.9M	\$0.2M	\$31.6M
Number of Projects Approved	48	45	50	13	156
Number of Projects Completed (through March 2025)	46	32	7	0	85
Number of Projects with Durations of Over 3 Years	2	10	0	0	12

* Numbers may not sum due to rounding.

Capital Investment Plan Quarterly Report

January - March 2025

Through March 2025, 85 of the 156 projects approved under the appropriations mentioned above have been completed, and 12 active projects have exceeded three years in duration, as described below.

- Diemer Foam Abatement Upgrade has experienced delays due to longer than anticipated time for review and approval of scum skimmer submittal before proceeding with procurement. The project is scheduled to be complete in February 2026.
- Dominguez Channel Pressure Release Structure Rehabilitation has been experiencing delays due to longer than anticipated lead time for valve manufacturing and delivery. The project is scheduled to be completed by December 2025.
- East Valley Feeder Vaults Upgrades Project has experienced delays due to additional time required to acquire permits from an external agency. The project is scheduled to be completed by December 2025.
- Lake Matthews Mobile Chlorinator Delivery Line Replacement has experienced delays due to expansion/contraction cracks shown after completion of construction, which are being addressed. The project is scheduled to be complete by August 2025.
- Lake Perris Aeration System Diffuser Replacement has experienced delays due to longer than anticipated time for preparation of diving plan and approval by Department of Water Resources. The project is scheduled to be completed by August 2025.
- Pasadena Water and Power Site Microwave Tower Replacement experienced delays due to longer than anticipated time for review and approval of the lease agreement between the City of Pasadena and Metropolitan. The project is scheduled to be completed by September 2025.
- Ramona PCS Rehabilitation has been experiencing delays due to longer than anticipated lead time for motor procurement and coordination of the Middle Feeder North shutdown required for valve removal. The project is scheduled to be completed by July 2026.
- Sepulveda Feeder Stray Current Drain Station Installation & Rehabilitation has experienced delays due to longer than anticipated time for review/approval of permit applications by the City of Los Angeles and Los Angeles Department of Transportation. Since a future PCCP project will improve the feeder, the minor capital project is scheduled to be canceled in June 2025.
- Service Connection CA-01 Isolation Gate is scheduled to be completed by November 2026.
- Service Connection CB-01 Valve Replacement has experienced delays due to longer than anticipated time for procurement of a fiberglass reinforced plastic platform. The project is scheduled to be completed by July 2025.
- Venice Pressure Control Structure Security Upgrades has experienced delays due to longer than anticipated time for procurement of automatic entrance gates. Delivery of gates is underway. The project is scheduled to be completed by July 2025.
- Weymouth Rejection Overflow Structure Security Improvements has experienced delays due to additional security features added to the original project scope after trespassers were detected. The project is scheduled to be completed by July 2025.

Minor Cap Projects, 3rd Quarter

Authorized Projects

Five projects were authorized under the Minor Cap Program during the 3rd Quarter of fiscal year 2024/25 (January through March 2025). The total amount authorized for these projects was \$906,000.

- Auld Valley Pipeline and San Diego (AVSD) Pipelines 1 and 2 Flowmeter Console Replacement – This project will replace obsolete flowmeter consoles at AVSD 1 and AVSD 2 located 2 miles west from the Skinner plant to enhance the reliability of meter reading operation. These meter consoles record water flowing through San Diego Pipelines 1 and 2, which deliver treated water from the Skinner plant to the San Diego County Water Authority. The project budget is \$150,000.
- Diamond Valley Lake Wildflower Trail Plaque Installation – This project will procure and install a plaque at the Diamond Valley Lake wildflower trail in memoriam of Director Judy Abdo. The project budget is \$70,000.
- OC-28 Pressure Control Structure Valve Replacement – This project will replace sixteen air release valves and two isolation valves on the bypass line at the OC-28 Pressure Control Structure, which exceeded their service life. The project budget is \$205,000.
- Skinner Chlorine Injection System Improvements – This project will replace all flexible PVC tubing, pressure gauges, PVC ball valves with Teflon lined tubing, and like-in-kind gauges and valves at all chlorine injection locations at the Skinner plant to enhance the plant chemical system reliability. The project budget is \$286,000.
- Yorba Linda Hydroelectric Power Plant UPS System Upgrade – This project will replace the obsolete 480-Volt UPS system at the Yorba Linda Power Plant to enhance safety and reliability of the plant operation. The project budget is \$195,000.

Completed Projects

Seven projects were completed under the Minor Cap Program during the 3rd Quarter of fiscal year 2024/25 (January through March 2025):

- Diamond Valley Lake (DVL) Sump Pump Level System PCL Replacement
- EM-04A Flow Meter Replacement
- Headquarters SCADA Network Communication Separation
- Live Oak Reservoir Liner Rehabilitation
- Skinner Plant Chemical Flowmeter Replacement
- Skinner Plant No. 1 Filter Access Improvements
- Wadsworth Pumping Plant Lighting Upgrade

Canceled Projects

Four projects were canceled during the 3rd Quarter of fiscal year 2024/25 (January through March 2025):

- CRA Fall Prevention Swing Gates was originally initiated in FYs 2020/21 and 2021/22 minor cap appropriation. The project was canceled to be addressed by the CRA Fall Prevention Swing Gate Installation major capital project.
- CRA Pumping Plant Air Conditioner System Replacement was originally initiated in FYs 2020/21 and 2021/22 minor cap appropriation. The project was canceled to be addressed by the Desert HVAC Replacement – Gene Pumping Plant Administration Building major capital project.
- Jensen Chlorine Railcar Scale was originally initiated in FYs 2020/21 and 2021/22 minor cap appropriation. The project was canceled after a field evaluation determined that the sequence required to install the railcar scales would significantly risk water treatment operations. Therefore, the scales will no longer be installed.

Capital Investment Plan Quarterly Report

January - March 2025

- Red Mountain V-02 Sleeve Valve Refurbishment was originally initiated in FYs 2022/23 and 2023/24 minor cap appropriation. The project was canceled to be addressed by the Auld Valley and Red Mountain Pressure Control Structures Upgrades major capital project.

Expenditures

Actual biennium expenditures to date (July 2024 through March 2025) for the Minor Capital Projects Program were \$3.76 million.

Project Actions

Table 5 lists capital project actions authorized by the General Manager along with funding allocation amounts during the 3rd Quarter of FY 2024/25, through the authority delegated by the Board in April 2024. The total funding amount authorized during the 3rd Quarter is \$20,321,650 through eighteen management actions. In some cases listed below, the Total Amount Authorized may differ from the Amount Authorized for Current Biennium when the work authorized is scheduled to extend beyond the current biennium. In these cases, it is anticipated that staff will request sufficient funds to be allocated from the CIP Appropriation for the next biennium to cover the planned remaining future-year costs of the project. When the Amount Authorized for Current Biennium is equal to the Total Amount Authorized, the authorized work is planned to be completed within the current biennium. Table 5 excludes any board items heard in closed session and minor cap authorizations. Minor cap authorizations can be found in the Minor Capital Projects Program section of this report.

Table 5: Capital Projects Funded in 3rd Quarter

Project Authorized	Activity Authorized	Amount Authorized for Current Biennium	Total Amount Authorized
Chloramine Booster Station within the Treated Water Distribution System	Initial Study	\$115,000	\$120,000
CIP Budget System Improvements ²	Additional Design, Development, and Deployment	\$0	\$125,000
Covina PCS Rehabilitation – Stage 1	Preliminary Design, Final Design, and Procurement for Stage 1; Installation of 16 Isolation Valves	\$1,914,000	\$1,950,000
CRA Copper Basin Sodium Hypochlorite Tank Replacement	Procurement: Two 15,000-gallon Storage tanks	\$590,000	\$590,000
CRA Eagle Lift & Eagle West Siphon Seismic Improvements	Slope Stability Study	\$740,000	\$740,000
Cyber & IT Governance Risk and Compliance Implementation	Design, Development, and Deployment	\$150,000	\$2,739,000
Desert HVAC Replacement - Gene Pumping Plant Administration Building	Preliminary Design	\$205,000	\$205,000
Diemer Chemical Tank Farm Improvements ³	Additional Final Design	\$250,000	\$250,000
Enterprise IT Software Asset Management	Design, Development, and Deployment	\$50,000	\$605,000
Headquarters HVAC System Rehabilitation	Preliminary Design	\$720,000	\$790,000

² Additional Design, Development, and Deployment authorization was required to procure InVizion software release with enhanced features to support budget development and increase productivity.

³ Additional final design funds were required to enhance plant reliability and meet updated OSHA and design standards including an elevated tank farm platform for safe tank operation.

Project Authorized	Activity Authorized	Amount Authorized for Current Biennium	Total Amount Authorized
Jensen Finished Water Reservoir Rehabilitation	Final Design	\$3,387,000	\$3,571,000
La Verne Water Quality Laboratory Equipment Replacement	Construction	\$385,000	\$420,000
Lake Skinner Dam Drainage System Improvements	Final Design & Construction	\$1,040,000	\$1,072,000
Mills Finished Water Reservoirs Rehabilitation	Final Design	\$4,583,000	\$4,829,000
San Diego Canal Concrete Liner Replacement - Site 236	Construction	\$2,562,650	\$2,660,000
Sepulveda Canyon Control Facility Water Storage Tanks Seismic Upgrades	PDB Phase 1: Slope Stabilization	\$363,000	\$363,000
Wadsworth Pumping Plant Bypass Pipeline ⁴	Additional Construction	\$1,832,000	\$1,900,000
Weymouth Wheeler Gate Security Improvements ⁵	Additional Final Design	\$1,435,000	\$1,680,000
Total		\$20,321,650	\$24,609,000

Due to changes to the project implementation schedules on the following project, \$4,886,000 was reallocated back to the CIP Appropriation No. 15535 from the previously authorized project listed in Table 6 below. While the reallocation changed the biennial funded amount, the total authorized funding for the project remained the same.

Table 6: General Manager Actions to Reallocate Capital Project Funds

Project Authorized (Title)	Amount Authorized for Reallocation
Zero Emission Fleet Pilot Infrastructure – Stage 2, Phase 1	(\$4,886,000)
Total	(\$4,886,000)

⁴ Additional construction funds were required to install an 84-inch butterfly valve as an owner directed change order to an existing construction contract. Adding the valve installation by change order to the existing contract eliminates an additional shutdown and the costs for preparing, advertising, and administering a second contract. The change order authority for the valve installation was authorized by Metropolitan's Board in August 2024.

⁵ Additional final design funds were required to incorporate design modifications to meet Metropolitan's latest security and safety standards, and the plant's current truck traffic routing and inspection protocols.

CEQA Determinations

Table 7 lists CEQA exemption determinations made by the General Manager during the 3rd Quarter. Consistent with CEQA, the Board delegated this authority to the General Manager in April 2024. Adoption of Negative Declarations, Mitigated Negative Declarations, and certification of Environmental Impact Reports will continue to require action by Metropolitan's Board. This table excludes information on board items.

Table 7: CEQA Exemption Determinations

Projects
Hinds & Eagle Mountain Pumping Plants Utilities
Jensen Fluorosilicic Acid Storage Tank Replacement
Mills Plant Control System Upgrade
Wifi Upgrade at Los Angeles and Orange County Sites

Construction and Procurement Contracts

The table below summarizes the status of all construction and procurement contracts that were awarded by the Board and active during the reporting quarter. These contracts are listed in Table 10 and Table 11. Total contract earnings for the 3rd Quarter were approximately \$40.10 million.

Table 8: 3rd Quarter Contract Actions

Contract Actions during Q3 for FY 2024/2025, January 2025 through March 2025	
Contracts Awarded by Board	2 construction contracts totaling \$4.49 million 2 procurement contracts totaling \$2.47 million ^{6, 7}
Total Payments Authorized ⁸	\$40.10 million
Construction Contracts Completed	Notices of Completion were filed for 5 construction contracts (Table 9)
Procurement Contracts Completed	No procurement contract was completed
Active Contracts at end of Q3 ⁹	24 construction contracts, totaling \$421.33 million (Table 10) 20 procurement contracts, totaling \$79.97 million (Table 11) \$501.30 million total value*

*Numbers may not sum due to rounding.

The figures on the next two pages show the locations of the twenty-four construction contracts that were active through the end of the 3rd Quarter.

⁶ Excludes \$1,531,044 procurement contract awarded to Logicalis Inc. to furnish communications sites network equipment for the Desert Microwave Tower Sites Upgrade project due to contract execution under Master Contract of National Association of State Procurement Officials (NASPO) ValuePoint Cooperative Purchasing Program for Data Communications Products & Services.

⁷ Excludes \$407,741 procurement contract awarded to Ireland Inc. (dba Core-Rosion Products) to furnish two 15,000-gallon sodium hypochlorite tanks for the Copper Basin Reservoir which has not been executed.

⁸ Includes payments for O&M work under CIP contracts and grant-funded drought mitigation contracts.

⁹ Active contracts at the end of the 3rd Quarter are those that are ongoing at the end of March 2025 and have not filed Notice of Completion with the county where the work was performed.

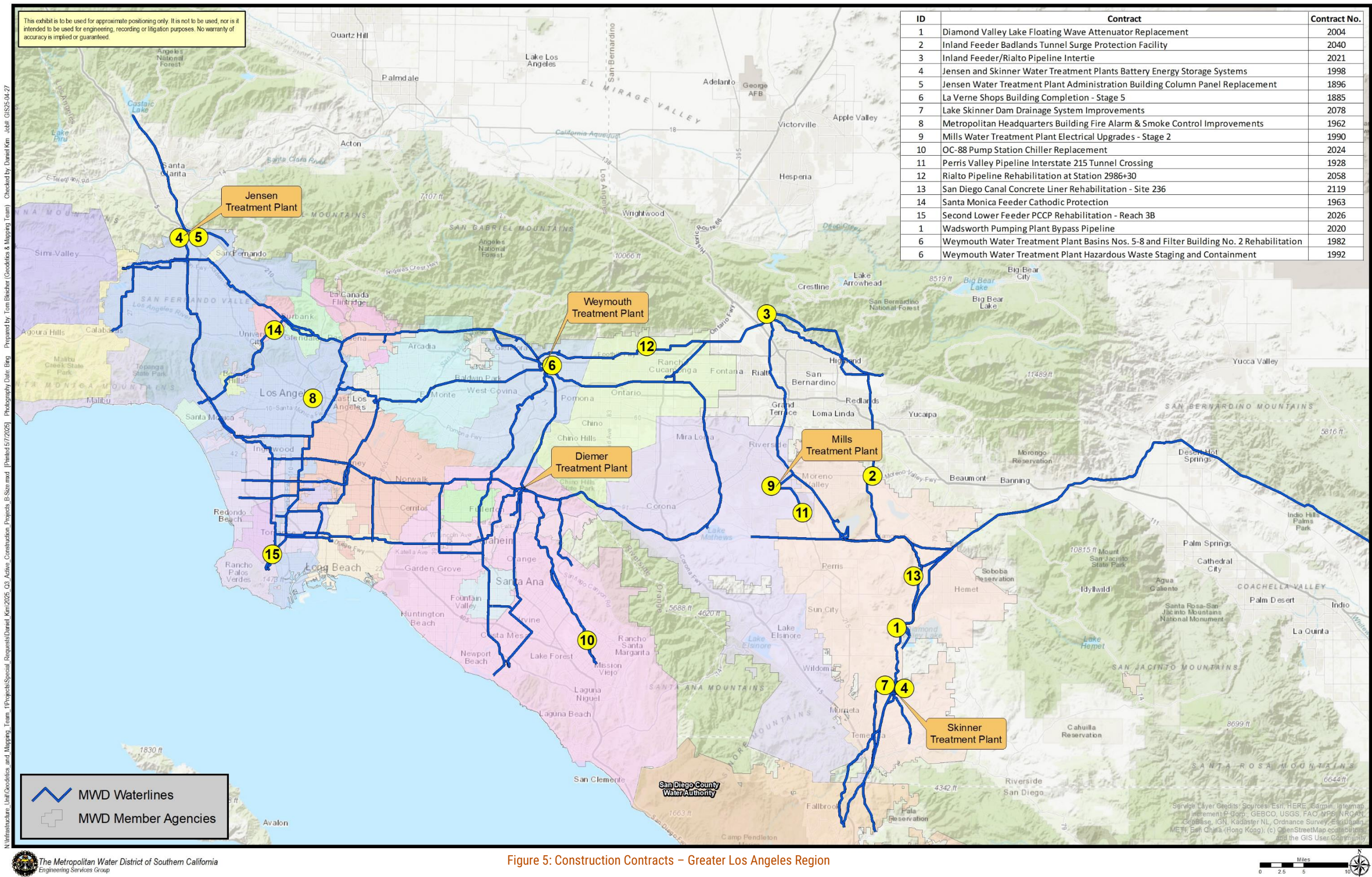


Figure 5: Construction Contracts – Greater Los Angeles Region

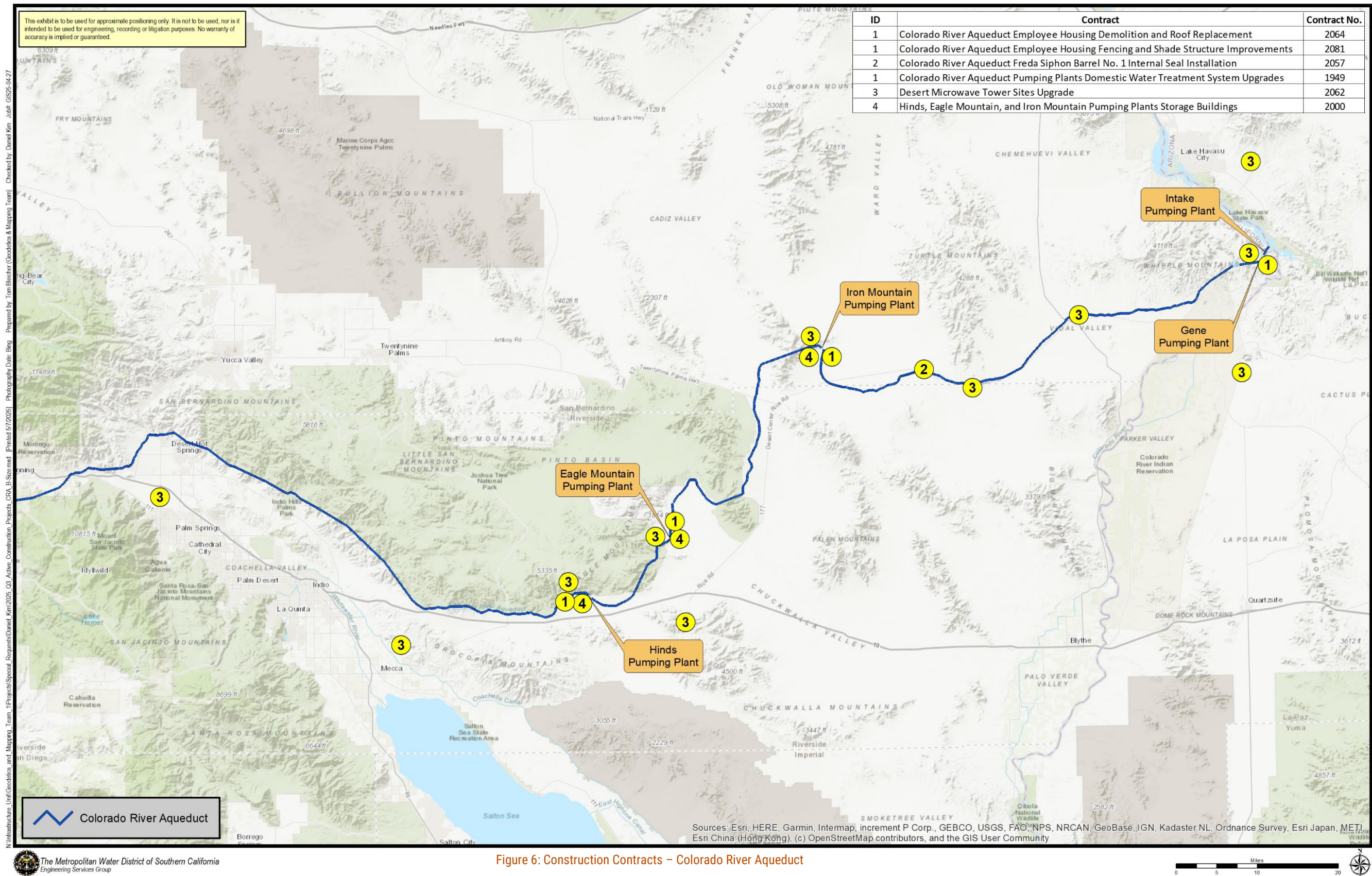


Figure 6: Construction Contracts – Colorado River Aqueduct

January - March 2025

Capital Investment Plan Quarterly Report

Metropolitan's Administrative Code authorizes the General Manager to execute change orders on construction contracts in an aggregate amount not to exceed five percent of the original amount of the contract or \$250,000, whichever is greater. If changes occur on a construction contract that will exceed this total, additional authorization from the Board is required. In addition, the General Manager is authorized to execute change orders on procurement contracts in an amount not to exceed \$250,000. In the 3rd Quarter, the Board did not authorize any increase to the General Manager's change order authority.

Notices of Completion during 3rd Quarter:

The following table shows the five board-awarded construction contracts for which Metropolitan accepted the contract as completed during the 3rd Quarter of FY 2024/25 and filed a Notice of Completion (NOC) with the county where the work was performed. In accordance with Section 9204 of the Civil Code of the State of California, an NOC is filed within 15 days of acceptance by Metropolitan of completion of construction by the contractor.

Table 9: Notices of Completion Filed This Quarter

Contract No.	Construction Contract	Notice of Completion	Original Bid Amount	Final Contract Costs	Change Order	Change Order %
1909	Gene Pumping Plant Pilot Security Improvements	1/16/2025	\$295,562	\$295,562	\$0	0%
1999	Foothill Hydroelectric Power Plant Seismic Upgrade	3/27/2025	\$6,174,000	*	*	*
2014	Weymouth Plant Battery Energy Storage System	1/31/2025	\$6,176,521	\$6,336,521	\$160,000	2.6%
2042	CRA Conveyance System Solar Level Sensor Installation	2/13/2025	\$5,266,000	\$5,220,257	(\$45,743)	(0.9%)
2108	Allen-McColloch Pipeline PCCP 2024 Urgent Relining	3/25/2025	\$24,912,000	*	*	*
Totals:			\$42,824,083			

For the 3rd Quarter, the total bid amount of the completed construction contract was approximately \$42.8 million.

For Contract Nos. 1999 and 2108, although NOCs were filed during the reporting quarter, the final contract cost and change order amount have not yet been finalized due to outstanding pending issues. The finalized information will be included in a future CIP quarterly report.

For Contract No. 2003 – Metropolitan Headquarters Building Exterior Physical Security Upgrades, the NOC filing was reported in the CIP Quarterly Report for 2nd quarter of FY2024/25. However, the final contract cost and change order amount were not reported due to outstanding pending issues. The issues were resolved and the amounts were finalized during the reporting quarter. The final contract cost is \$2,348,436, including the final change order amount of \$183,436, which resulted in a change order percentage of 8.5%. The bulk of the changes resulted from differing site conditions, such as unforeseen cement slurry that interfered with installation of new protective bollards, and survey data from the original building construction that did not correspond with actual field conditions.

For Contract No. 2018 – Weymouth Treatment Plant Asphalt Refurbishment, the NOC filing was reported in the CIP Quarterly Report for 2nd quarter of FY2024/25. However, the final contract cost and change order amount were not reported due to outstanding pending issues. The issues were resolved and the amounts were finalized during the reporting quarter. The final contract cost is \$1,902,653, including the final change order amount of \$148,653, which resulted in a change order percentage of 8.5%. The change order was necessary due to owner directed change order to accommodate unforeseen subgrade conditions.

Capital Investment Plan Quarterly Report

January - March 2025

Final contract costs shown represent actual earnings as of the end of the quarter and may be refined based on resolution of pending issues subsequent to the completion date.

The final contract costs can differ from the original bid amount due to change orders and actual costs incurred on unit price or other various bid items. The rolling average of change orders on completed construction contracts during the preceding 12-month period (April 2024 through March 2025) is 4.70 percent¹⁰.

¹⁰ Original amount of construction contracts completed (April 2024 through March 2025) = \$87,928,146
Change orders for completed construction contracts (April 2024 through March 2025) = \$4,134,565
Change order percentage (April 2024 through March 2025) = 4.70%

The rolling average of change orders includes change order work to complete Allen-McColloch Pipeline PCCP 2024 Urgent Relining - Stage 1 as part of Contract No. 2088 - Sepulveda Feeder CFRP Urgent Relining. The rolling average of change orders is 3.39 percent if Contract No. 2088 is excluded.

January - March 2025

Capital Investment Plan Quarterly Report

The table on this page lists the 24 ongoing construction contracts through the end of the 3rd Quarter. This list contains construction contracts awarded by the Board.

Table 10: Active Construction Contracts at the End of 3rd Quarter

	Cont. No.	Contract Title	Contractor	Contract Amount ¹¹	Earnings Through Mar. 2025 ¹²	Start Date	Est. Completion Date	Est. Percent Complete
1	1885	La Verne Shops Building Completion – Stage 5 ¹³	Woodcliff Corporation, Inc.	\$19,580,047	\$19,151,547	6/10/22	8/25	98%
2	1896	Jensen Admin. Bldg. Entrance Glass Fiber Reinforced Concrete Panels Replacement ¹³	MMJ Contracting, Inc.	\$281,900	\$195,898	7/14/23	7/25	69%
3	1928	Perris Valley Pipeline Interstate 215 Tunnel Crossing ^{13, 14}	James W. Fowler, Company	\$61,240,208	\$59,778,651	2/13/23	7/25	98%
4	1949	Colorado River Aqueduct Pumping Plants Domestic Water Treatment System Replacement ¹³	J.F. Shea Construction, Inc.	\$33,346,737	\$14,875,358	1/20/22	4/26	45%
5	1962	MWD HQ Building Fire Alarm & Smoke Control Improvements ¹³	Bernards Bros. Inc.	\$14,355,588	\$13,202,588	9/24/20	4/25	92%
6	1963	Santa Monica Feeder Cathodic Protection ¹³	Exaro Technologies Corporation	\$897,469	\$469,618	7/10/24	7/25	52%
7	1982	Weymouth Water Treatment Plant Basins Nos. 5-8 & Filter Building No. 2 Rehabilitation	J.F. Shea Construction, Inc.	\$96,249,520	\$89,862,467	6/10/22	7/25	93%

¹¹ The contract amount may differ from the original bid amount due to periodic change orders approved by the General Manager or, if required, by the Board.

¹² Earnings reported in this table are the total contract earnings as they are known to be at the end of the reporting quarter.

¹³ Granting of additional working days to complete construction is being considered.

¹⁴ Indication of Project Labor Agreement (PLA) project awarded by the Board.

Capital Investment Plan Quarterly Report

January - March 2025

	Cont. No.	Contract Title	Contractor	Contract Amount ¹¹	Earnings Through Mar. 2025 ¹²	Start Date	Est. Completion Date	Est. Percent Complete
8	1990	Henry J. Mills Water Treatment Plant Electrical Upgrades, Stage 2 ¹³	CSI Electrical Contractors, Inc.	\$9,532,082	\$9,368,782	12/13/21	6/25	98%
9	1992	Weymouth Water Treatment Plant Hazardous Waste Staging and Containment ¹³	J.F. Shea Construction, Inc.	\$2,434,633	\$1,812,421	3/12/24	7/25	74%
10	1998	Jensen and Skinner Water Treatment Plants Battery Energy Storage Systems	Ameresco, Inc.	\$11,604,521	\$10,164,015	10/7/21	9/25	88%
11	2000	Hinds, Eagle Mountain, and Iron Mountain Pumping Plants Storage Buildings ¹⁴	J. F. Shea Construction, Inc.	\$16,490,000	\$10,973,508	7/31/23	4/26	67%
12	2004	DVL Floating Wave Attenuator Replacement ¹⁴	Power Engineering Construction Co.	\$7,842,856	\$3,519,645	3/12/24	10/25	45%
13	2020	Wadsworth Pumping Plant Bypass Pipeline ^{14, 15}	Steve P. Rados, Inc.	\$15,226,950	\$14,465,583	2/2/23	7/25	95%
14	2021	Inland Feeder/Rialto Pipeline Intertie ^{14, 15}	Steve P. Rados, Inc.	\$15,719,035	\$13,337,185	10/16/23	7/25	85%
15	2024	OC-88 Pump Station Chiller Replacement ¹³	Mehta Mechanical Co., Inc. dba MMC Inc.	\$2,654,000	\$2,605,750	6/6/22	6/25	98%

¹⁵ This contract is funded by a state grant administered by DWR.

January - March 2025

Capital Investment Plan Quarterly Report

	Cont. No.	Contract Title	Contractor	Contract Amount ¹¹	Earnings Through Mar. 2025 ¹²	Start Date	Est. Completion Date	Est. Percent Complete
16	2026	Second Lower Feeder PCCP Rehabilitation - Reach 3B ^{14, 16}	J.F. Shea Construction, Inc.	\$80,740,415	\$73,835,950	2/13/23	9/25	91%
17	2040	Inland Feeder Badlands Tunnel Surge Protection Facility ^{14, 17}	Steve P. Rados, Inc.	\$18,847,403	\$14,927,873	12/11/23	7/25	79%
18	2057	CRA Freda Siphon Barrel No.1 Internal Seal Installation	Miller Pipeline, LLC	\$3,895,000	\$3,895,000	10/9/23	4/25	100%
19	2058	Rialto Pipeline Rehabilitation at Station 2986+30	J.F. Shea Construction, Inc.	\$2,197,460	\$2,187,560	8/2/24	4/25	100%
20	2062	Desert Microwave Communication Tower Site Upgrades	MasTec Network Solutions LLC	\$2,556,478	\$0	3/27/25	2/26	0%
21	2064	Colorado River Aqueduct Employee Housing Demolition and Roof Replacement	Resource Environmental, Inc.	\$1,285,000	\$681,375	10/2/24	7/25	53%
22	2078	Lake Skinner Dam Perimeter Drainage Improvements	Heed Engineering	\$588,000	\$68,000	1/10/25	9/25	12%
23	2081	CRA Employee Housing Fencing and Shade Structure Improvements	Fencecorp, Inc.	\$1,931,217	\$0	4/3/25	11/25	0%

¹⁶ Change order for Allen-McColloch Pipeline PCCP 2024 Urgent Relining – Stage 1 is included in the contract amount shown in this table.

¹⁷ This contract is partially funded by a state grant administered by DWR.

Capital Investment Plan Quarterly Report

January - March 2025

	Cont. No.	Contract Title	Contractor	Contract Amount ¹¹	Earnings Through Mar. 2025 ¹²	Start Date	Est. Completion Date	Est. Percent Complete
24	2119	San Diego Canal Rehabilitation – Site 236	Power Engineering Construction Co	\$1,833,650	\$1,745,845	11/4/24	4/25	95%
Total contract value for active construction contracts:				\$421,330,170				

The following table lists the 20 ongoing procurement contracts at the end of the 3rd Quarter.

Table 11: Active Procurement Contracts at the End of 3rd Quarter

	Cont. No.	Contract	Contractor	Contract Amount ¹⁸	Earnings Through Mar. 2025 ¹⁹	Start Date	Est. Delivery Completion Date	Est. Percent Complete ²⁰
1	1867	Furnishing Butterfly Valves for the Weymouth Water Treatment Plant – Schedule 1 ²¹	Crispin Valve, LLC	\$5,066,975	\$3,769,482	12/18/17	7/25	74%
2	1912	Furnishing Large-Diameter Conical Plug Valves	Ebara Corporation	\$23,750,060	\$23,012,149	12/24/18	D ²²	97%
3	1922	Furnishing One Double Column Vertical Machining Center for the La Verne Maintenance Shops	Gosiger Machine Tools, LLC (Gosiger West)	\$2,319,600	\$2,273,100	9/17/18	D ²²	99%
4	1955	Furnishing Membrane Filtration Systems for the CRA Domestic Water Treatment Systems	Wigen Water Technologies	\$1,380,556	\$1,238,807	5/28/20	7/25	90%
5	1965	Furnishing Equipment for the Jensen Ozone Power Supply Units Upgrades	Suez Treatment Solutions, Inc.	\$4,141,194	\$3,616,396	3/30/20	D ²²	87%
6	2002	Furnishing Steel Liner for Lakeview Pipeline ^{16, 23}	Northwest Pipe Company	\$23,565,941	\$7,958,731	12/14/23	5/25	34%
7	2022	Furnishing Butterfly Valves for the Wadsworth Bypass Pipeline, Inland Feeder-Rialto Pipeline Intertie, and Badlands Tunnel Isolation Surge Tanks	Sojitz Machinery Corp. of America	\$5,647,405	\$5,634,584	10/3/22	D ²²	99%
8	2028	Furnishing Slide Gates for the San Jacinto Diversion Structure ²³	Whipps, Inc.	\$820,853	\$0	12/8/22	6/25	0%

¹⁸ The Contract Amount may differ from the original bid amount due to periodic change orders approved by the General Manager or, if required, by the Board.

¹⁹ Earnings reported in this table are the total contract earnings as they are known to be at the end of the reporting quarter.

²⁰ Estimated Percent Complete is based on contract payments and may not reflect actual progress of fabrication. The contract will be 100% complete upon delivery of fabricated items and field services.

²¹ Contract 1867 includes tariff and work on Furnishing Butterfly Valves for the Weymouth Water Treatment Plant – Schedule 1 per extra work directed in the November 2020 Board Letter, Item 7-1.

²² All items were delivered prior to this reporting quarter but the contract remains open pending use of manufacturer field services.

²³ Granting of additional working days to complete procurement is being considered.

Capital Investment Plan Quarterly Report

January - March 2025

	Cont. No.	Contract	Contractor	Contract Amount ¹⁸	Earnings Through Mar. 2025 ¹⁹	Start Date	Est. Delivery Completion Date	Est. Percent Complete ²⁰
9	2029	Furnishing Slide Gates for East Lake Skinner Bypass Channel	Whipps, Inc	\$892,552	\$0	4/10/24	11/25	0%
10	2048	Furnishing Butterfly Valves for the Inland Feeder/SBVMWD Foothill Pump Station Intertie - Schedule 1	Sojitz Machinery Corp. of America	\$2,601,437	\$0	6/15/23	7/25	0%
11	2056	Furnishing a Brushless Motor Exciter System for Gene Pumping Plant Unit No. 1	WEG Electric	\$544,501	\$0	5/27/24	12/25	0%
12	2096	Furnishing a 132-inch Butterfly Valve for the Foothill Pump Station Intertie	Vogt Valves, Inc.	\$1,779,174	\$0	6/3/24	6/26	0%
13	2098	Furnishing a 42-Inch Stainless Steel Sleeve Valve for Red Mountain Control Structure	Vogt Valves, Inc.	\$589,957	\$0	12/5/24	9/26	0%
14	2099	Furnishing Knife Gate Valves for the Hollywood Tunnel Pressure Control Structure - Schedule 1	Integrated 8(a) Solutions, Inc.	\$321,575	\$0	4/10/25	9/26	0%
15	2099	Furnishing Sleeve Valves for the Hollywood Tunnel Pressure Control Structure - Schedule 2	Bailey Valve, Inc	\$2,151,947	\$0	4/10/25	9/26	0%
16	2142	Furnishing Construction Materials and Installing Reinforcing Steel at Diemer Plant ²³	Heed Engineering	\$503,942	\$333,537	11/4/24	5/25	66%
17	PO 214904	Furnishing Two Butterfly Valves for the Lake Skinner Outlet Tower Valve Replacement	B&K Valves and Equipment, Inc.	\$1,174,475	\$0	6/13/23	6/25	0%
18	PO 214941	Furnishing Air Release and Vacuum Valves for San Diego Pipeline Nos. 3 and 5 ²³	B&K Valves and Equipment, Inc.	\$1,466,665	\$0	6/13/23	5/25	0%
19	PO 219501	Furnishing of Five Globe Valves to be Installed at Four Pressure Control Structures in the Orange County Region	B&K Valves and Equipment, Inc.	\$698,000	\$0	12/5/23	8/25	0%

January - March 2025

Capital Investment Plan Quarterly Report

	Cont. No.	Contract	Contractor	Contract Amount ¹⁸	Earnings Through Mar. 2025 ¹⁹	Start Date	Est. Delivery Completion Date	Est. Percent Complete ²⁰
20	PO 219516	Furnishing Plug Valves for the Foothill Feeder and Rialto Pipeline ²³	Caasi Flow Control	\$549,592	\$0	2/15/24	4/25	0%
Total contract value for active procurement contracts:				\$79,966,401				

Performance Metrics

To measure project performance efficiency and to identify areas for continuous improvements, Metropolitan's Engineering Services Group has established two primary performance metrics for projects that will result in construction activities. These metrics serve as performance targets for Metropolitan staff for both final design and inspection activities. The inspection metric includes fabrication and construction inspection, as well as construction management services.

Separate performance targets have been established for two categories of project size: those with projected construction costs greater than \$3 million, and those with projected construction costs less than \$3 million.

Metropolitan's **performance metric targets** for the two categories of construction projects are listed below:

Project Category	Final Design, % of Construction	Inspection % of Construction
Projects with Construction Costs > \$3 Million	9% to 12%	9% to 12%
Projects with Construction Costs < \$3 Million	9% to 15%	9% to 15%

Prior to proceeding with final design or construction, budgets are established for design and inspection that best provide a quality and timely product. Efforts are made to optimize staff and consultant hours based on project complexity and location. The calculated values for the design and inspection costs, as a percentage of total construction costs, in most cases lie within or below the metric target ranges. In select cases, the calculated values may exceed the metric target ranges.

Once a project phase is complete, either final design or construction, staff's performance against these metrics is then calculated and compared to the target metrics. Table 12 and Table 13 on the following page summarize the comparison between the target metrics and the actual performance metrics for each project category for the current reporting period. In cases where the actual performance exceeded the target metric, explanations for the variance are provided. Actual performances are reported for the Board awarded construction contract projects.

Table 12: Performance Metric Actuals, Construction Costs > \$3 Million

Project ²⁴	Metric	Actual Cost of Metric	Construction Cost	Target Range	Actual %
Desert Microwave Tower Sites Upgrade	Final Design	\$739,986	\$10,027,145	9% to 12%	7.4%
CRA Conveyance System Solar Level Sensor Installation	Inspection	\$420,396	\$5,774,190	9% to 12%	7.3%
Weymouth Plant Battery Energy Storage System	Inspection	\$523,191	\$6,489,270	9% to 12%	8.1%
Average	Final Design				7.4%
	Inspection				7.7%

Table 13: Performance Metric Actuals, Construction Costs < \$3 Million

Project	Metric	Actual Cost of Metric	Construction Cost	Target Range	Actual %
CRA Employee Housing Fencing and Shade Structure Improvements	Final Design	\$30,135	\$1,971,217	9% to 15%	1.5%
Gene Pumping Plant Pilot Security Improvements	Inspection	\$21,457	\$299,301	9% to 15%	7.2%
Average	Final Design				1.5%
	Inspection				7.2%

²⁴ Although an NOC was filed for the Allen-McColloch Pipeline PCCP 2024 Urgent Relining construction contract, the final contract cost and change order amounts had not yet been finalized due to outstanding pending issues. The actual inspection was determined to be approximately 5.2% of the construction costs using the best information available at the end of the reporting quarter, which is below the target range.

Although an NOC was filed for the Foothill Hydroelectric Power Plant Seismic Upgrade construction contract, the final contract cost and change order amounts had not yet been finalized due to outstanding pending issues. The actual inspection was determined to be approximately 9.6% of the construction costs using the best information available at the end of the reporting quarter, which is within the target range.

Service Connections and Relocations

Service Connections

No new agreements for service connections were approved by the General Manager pursuant to Sections 4700-4708 during the reporting period (January through March 2025).

Relocations

No new relocation agreements involving an amount in excess of \$100,000 were approved under the authority of Section 8122(c) during the reporting period.

Projects Expensed to Overhead

There are no expensed projects to report during the 3rd Quarter of FY 2024/25 (January through March 2025).

Program Status

The following table provides the program-level funded amount versus cost-to-date and biennium planned expenditures versus actuals-to-date.

Table 14: Program Fund vs. Cost and Planned Expenditures vs. Actuals

Capital Programs	Total to Date		Biennium to Date	
	Funded Amount (\$1,000's)	Costs thru March 2025 (\$1,000's)	Biennium to Date Planned Expenditures (\$1,000's)	Biennium Actual Expenditures (\$1,000's)
Additional Facilities and Systems	\$335,861	\$305,817	\$14,860	\$16,572
Climate Adaptation	\$262,888	\$234,724	\$6,630	\$13,134
Colorado River Aqueduct	\$608,954	\$533,313	\$35,850	\$35,604
Dams & Reservoirs	\$163,958	\$136,024	\$22,740	\$9,096
Distribution System	\$918,570	\$821,137	\$46,350	\$42,321
Drought Mitigation - SWP Dependent Areas	\$134,144	\$85,392	\$29,240	\$19,992
Information Technology & Control Systems	\$276,011	\$245,122	\$15,920	\$10,790
Minor Capital Projects	\$109,489	\$87,997	\$6,370	\$3,755
Prestressed Concrete Cylinder Pipe	\$535,761	\$469,149	\$10,430	\$70,990
Water Treatment Plants	\$2,532,000	\$2,456,326	\$47,020	\$49,248
Total CIP	\$5,877,636	\$5,375,001	\$235,410	\$271,501

Notes on the above table:

- Numbers may not sum due to rounding.
- Numbers are based on the general ledger information downloaded on 4/9/2025.

List of Tables

Table 1: 3 rd Quarter Board Actions	3
Table 2: Planned & Actual Expenditures for FYs 2024/25 & 2025/26	6
Table 3: Major Capital Projects Programs	11
Table 4: Minor Capital Projects Program	36
Table 5: Capital Projects Funded in 3 rd Quarter	40
Table 6: General Manager Actions to Reallocate Capital Project Funds	41
Table 7: CEQA Exemption Determinations	42
Table 8: 3 rd Quarter Contract Actions	43
Table 9: Notices of Completion Filed This Quarter	46
Table 10: Active Construction Contracts at the End of 3 rd Quarter	48
Table 11: Active Procurement Contracts at the End of 3 rd Quarter	52
Table 12: Performance Metric Actuals, Construction Costs > \$3 Million	56
Table 13: Performance Metric Actuals, Construction Costs < \$3 Million	56
Table 15: Program Fund vs. Cost and Planned Expenditures vs. Actuals	58

List of Figures

Figure 1: CIP for FY 2024/25 and FY 2025/26 by Program	2
Figure 2: CIP Fund Allocation from Appropriation No. 15535 – FY 2024/25 and FY 2025/26	5
Figure 3: Current Biennium – Planned, Actual & Forecasted Expenditures	6
Figure 4: Biennium-to-date Actual Expenditures through 3 rd Quarter FY 2024/25	10
Figure 5: Construction Contracts – Greater Los Angeles Region	44
Figure 6: Construction Contracts – Colorado River Aqueduct	45



THE METROPOLITAN WATER DISTRICT
OF SOUTHERN CALIFORNIA

Board Report

Engineering Services Group

• Engineering Services Monthly Activities for May 2025

Summary

This monthly report provides a summary of Engineering Services Group activities for May 2025 in the following key areas:

- Colorado River Aqueduct (CRA) Program
- Dams & Reservoirs Program
- Distribution System Program
- Additional Facilities and Systems Program
- Prestressed Concrete Cylinder Pipe (PCCP) Program
- Water Treatment Plants Program
- Pure Water Southern California
- Drought Mitigation – State Water Project Dependent Areas
- Value Engineering Program
- Career Launch Program
- CIP Evaluation Committee Site Tour at the CRA

Purpose

Informational

Attachments

Detailed Report – Engineering Services Group’s Monthly Activities for May 2025

Engineering Services Group's Monthly Activities for May 2025

Engineering Services manages and executes projects within the Capital Investment Plan (CIP) to maintain infrastructure resiliency, ensure regulatory compliance, enhance sustainability, and provide flexibility in system operations to address uncertain water supply conditions. In addition, Engineering Services provides technical services to enhance reliable system operation and real property planning, valuation, acquisition, and disposition services to protect Metropolitan's assets. Engineering Services empowers our staff and partners with our business partners and the communities we serve to accomplish Metropolitan's mission.

Recent key activities on CIP programs and other key engineering functions are described below.



Protect public health, the regional economy and Metropolitan's assets

Colorado River Aqueduct (CRA) Program

The CRA program is composed of CIP projects to replace or refurbish facilities and components of the CRA system to reliably convey water from the Colorado River to Southern California.

- **CRA Domestic Water Treatment System** — This project upgrades the domestic water treatment systems at all five CRA pumping plants, including the replacement of the water treatment units. The contractor has installed the temporary treatment skid system at the Intake Pumping Plant. The temporary skid will remain in operation until installation, testing, and commissioning of the new system is complete. Demolition of the existing system is underway. Construction is 47 percent complete and is scheduled to be complete in March 2026.
- **CRA New Storage Buildings** — This project furnishes and installs pre-engineered storage buildings at Hinds, Eagle Mountain, and Iron Mountain Pumping Plants and constructs associated site improvements. Construction has resumed at all sites following the 2025 CRA annual shutdown. The contractor is installing the fire water lines and hydrants at the Iron and Eagle Mountain Pumping Plants and continues installation of the buildings at the Hinds Pumping Plant. Construction is 70 percent complete and is scheduled to be complete in April 2026.

- **Cabazon Radial Gate Improvements** – This project will replace an inline and wasteway radial gate and install security, electrical, and safety upgrades. Final design is 95 percent complete and is scheduled to be completed in July 2025.
- **Hinds Discharge Valve Platforms** – This project will replace corroded steel members, such as ladders and floor grates, at all nine discharge valve pits at the Hinds Pumping Plant. Preliminary design is complete. Final design is 65 percent complete and is scheduled to be complete by December 2026.
- **Main Pump Access Improvements** – This project will construct new platform systems at each pumping plant and implement additional access improvements to enhance the efficiency of maintenance activities on the lower motor guide-bearing assemblies. Preliminary design is 15 percent complete and is scheduled to be completed in August 2025.



CRA Domestic Water Treatment System at Hinds Pumping Plant — Placing Concrete for Ductbank



CRA New Storage Buildings — Hinds Maintenance Building Exterior Wall Panels Complete

Dams & Reservoirs Program

The Dams & Reservoirs Program is composed of CIP projects to upgrade or refurbish Metropolitan's dams, reservoirs, and appurtenant facilities to reliably meet water storage needs and regulatory compliance.

- **Garvey Reservoir Rehabilitation** — This project will replace the aging reservoir floating cover and liner, structurally strengthen the outlet tower, upgrade the on-site water quality laboratory building, rehabilitate the junction structure, and replace the existing standby generator and a portion of the security perimeter fence. Final design is 85 percent complete and is scheduled to be complete by July 2025.
- **Lake Skinner Outlet Tower Tier 5 Butterfly Valve Replacement** — This project replaces two 42-inch-diameter butterfly valves and actuators to ensure that Lake Skinner can be fully dewatered for dam safety. The replacement of the valves is required to meet the Department of Safety of Dam requirements. Fabrication is 10 percent complete and is scheduled to be completed in December 2026.
- **Copper Basin Discharge Valves Rehabilitation** — This project installs a new 54-inch fixed cone valve and actuator at the base of the dam, refurbishes a slide gate and the existing valve house, and upgrades all associated electrical systems and access ladders at the Copper Basin Reservoir. This project will also include the replacement of access ladders at the Gene Wash Dam. Final design is complete, and acquisition of environmental permits is in progress.

Distribution System Program

The Distribution System Program is composed of CIP projects to replace, upgrade, or refurbish existing facilities within Metropolitan's distribution system, including pressure control structures, hydroelectric power plants, and pipelines, to reliably meet water demands.

- **Perris Valley Pipeline Tunnels** — This project will complete the construction of the Perris Valley Pipeline and provide service connections to Eastern and Western Municipal Water Districts. This project installs 3,000 linear feet of tunnel that crosses the Interstate 215 freeway. The contractor has completed all shutdown work, and the pipeline is now in service. Site restoration activities continue. Overall construction is 98 percent complete and is scheduled to be complete in July 2025.
- **Rialto Pipeline Rehabilitation** — This project replaces a 35-foot-long, 121.5-inch diameter section of welded steel pipe on the Rialto Pipeline in the City of Upland where the mortar lining has failed. This project also replaces the deteriorating pipe spool and isolation valve at the CB-11 service connection. All construction is complete, including site restoration.
- **Wadsworth Sleeve Valve Refurbishment** — This project refurbishes seven sleeve valves at the Wadsworth Pumping Plant. A total of four units have been refurbished. The project is 60 percent complete and is scheduled to be complete in December 2025.



Perris Valley Pipeline Tunnels — Welder Cutting Bulkhead

Additional Facilities and Systems Program

The Additional Facilities and Systems Program is composed of CIP projects to refurbish, replace, upgrade, or provide new facilities and systems that support Metropolitan's business and district-wide operations.

- **Diamond Valley Lake (DVL) Wave Attenuator Replacement** — This project adds a second attenuator to the existing wave attenuating system at the East Marina in Diamond Valley Lake. The second attenuator will protect the boats and launch ramp from excessive wave action. As part of the improvements, the existing floating wave attenuator (FWA) will be relocated to a new location, and the new attenuator will be installed in its place. Additional anchors will be placed on the bottom of the reservoir to provide anchorage for the new, longer attenuator. The contractor completed removal of existing anchor cables and chains. The contractor completed the installation of concrete anchor blocks for new FWA and dive inspection for verification of placement of anchors. The contractor continues fabrication of the north FWA modules, is installing the concrete anchors on the north side, and continues installation of interconnecting chains for tying the existing anchor blocks to the new anchor blocks for the new wave attenuator. Construction is 46 percent complete and is scheduled to be complete in May 2026.
- **Lake Mathews Fuel Tank** — This project will procure and install a new 7,500-gallon above-ground diesel fuel tank at Lake Mathews. On-site fuel storage is required for day-to-day heavy construction activities, and a reserve is stored for emergency response. A fuel dispensing system will also be installed, as well as control systems for the fuel tank, electrical connections, and employee safety features. Final design is complete, and a board action for award of a construction contract is scheduled for August 2025.
- **Colorado River Aqueduct District Housing Improvements** — This project will replace aging housing after decades of use in the harsh desert environment with new townhomes, implement village enhancements and amenities, and replace kitchens and lodges at the CRA pumping plants. A community vision planning effort was recently completed. The District Housing Improvements will be completed in a sequential manner over four stages. Conceptual design of an alternative housing model layout is underway at four pumping plants (Hinds, Eagle Mountain, Iron Mountain, and Gene). Conceptual design is five percent complete and is scheduled to be complete in August 2025.




Diamond Valley Lake Wave Attenuator Replacement
New Floating Wave Attenuator Module Delivery

Prestressed Concrete Cylinder Pipe (PCCP) Program

The PCCP Program is composed of CIP projects to refurbish or upgrade Metropolitan's PCCP feeders to maintain water deliveries without unplanned shutdowns.

- **Second Lower Feeder PCCP Rehabilitation Reach 3B** — This project installs 3.7 miles of steel lining and three conical plug valves along a portion of the Second Lower Feeder that traverses the cities of Lomita, Los Angeles, and Torrance. The contract completed installation of the three conical plug valves and installation of steel lining in April 2025. Work continues at the valve vaults to complete the remaining electrical and SCADA work to be followed by site restoration. Construction is 91 percent complete and is scheduled to be complete in September 2025.
- **Electromagnetic Inspection** – Regular inspections of the PCCP feeders are a critical step in evaluating the condition of each pipeline and assist staff in prioritizing the relining work on each feeder. This project conducts the fifth cycle of electromagnetic and visual inspections of Metropolitan's approximately 146.4 miles of PCCP pipelines. Inspections of the Rialto Pipeline were completed in February 2025, and the Yorba Linda Feeder and a portion of the Sepulveda Feeder were completed in April 2025.



Second Lower Feeder PCCP Rehabilitation Reach 3B — Pipe Access Site Welding Closure Pipe

Water Treatment Plants Program

The Water Treatment Plants Program is composed of CIP projects to replace or refurbish facilities and components at Metropolitan's five water treatment plants to continue to reliably meet treated water demands.

- **Weymouth Basins 5–8 and Filter Building No. 2 Rehabilitation** — This project rehabilitates major mechanical and structural components of Basins 5–8 and Filter Building No. 2 at the Weymouth plant, including the flocculation/sedimentation equipment, sludge pumps, baffle boards and walls, launders, and outlet drop gates. Rehabilitation work also includes seismic upgrades of basin walls and inlet channel, hazardous material abatement, and replacement of inlet gates in Basins 1-4 and filter valves and actuators in Filter Building No. 2. The contractor completed all rehabilitation work in Basins 5–8, including structural wall modifications, mechanical piping, and equipment testing. The contractor completed replacement of inlet gates and electrical equipment and continued replacement of filter valves and actuators in Filter Building No. 2. Construction is approximately 93 percent complete and is scheduled to be complete in December 2025.

- **Weymouth Administration Building Upgrades** — This project upgrades the Weymouth Administration Building to withstand a significant earthquake. The planned upgrades include structural strengthening consistent with current seismic standards for essential facilities, as well as accessibility and fire/life safety improvements, architectural modifications near the areas of structural upgrades, and improvements associated with the preservation of historic architectural features. Final design is approximately 99 percent complete and is scheduled to be complete in July 2025.
- **Diemer Filter Rehabilitation** — This project rehabilitates the 48 filters at the Diemer plant to enhance filter performance, minimize filter media loss, and rehabilitate or replace aging components. Planned upgrades include replacing filter media, filter valve actuators, and instruments; modifying the filter upstream influent weir and surface wash laterals; and improving the coal grit removal facilities for the east and west sides of the plant. Final design is approximately 97 percent complete and is scheduled to be complete in July 2025.
- **Mills Electrical Upgrades, Stage 2** — This project upgrades the electrical system with dual-power feeds to key process equipment to comply with current codes and industry practices, improve plant reliability, and enhance worker safety. Stage 1 construction is complete. Stage 2 improvements will add a second incoming 12 kV service from Riverside Public Utilities, reconfigure the existing 4.16 kV switchgear, and replace the standby generator switchgear and the emergency generator programmable logic controller. Riverside Public Utilities energized the second incoming service to the plant. The contractor completed system-level testing and facility switchover to the permanent system. Construction is approximately 98 percent complete and is scheduled to be complete in July 2025.



Weymouth Basins 5–8 and Filter Building No. 2 Rehabilitation
Installing Lighting Photocell at New MCC, South of Basin 3



Adapt to changing climate and water resources

Pure Water Southern California

The Pure Water Southern California (PWSC) Program is a large regional recycled water program that will provide a new local source of safe and reliable drinking water for Southern California. PWSC currently focuses on four areas: demonstration testing, environmental planning, technical studies, and preliminary design of initial pipeline reaches. PWSC will produce up to 150 million gallons per day of purified water from the Advanced Water Purification Facility (AWPF) in Carson for indirect potable reuse and direct potable reuse (DPR) applications.

- **Environmental Planning** – The draft Environmental Impact Report (EIR) has been completed and was published in May 2025 for a 60-day review period. Three public meetings have been scheduled in May and June. Board certification of the final EIR is scheduled for early 2026.
- **Program Management** – PWSC program management efforts lead the planning for the PWSC Program, including project controls, scheduling, budget development, risk management, coordination with program partners and stakeholders, grants and funding, and preparation of various plans and studies.
 - In December 2024, the Board authorized entering into an agreement with the United States Bureau of Reclamation (USBR) to accept up to \$125,472,855 in funding under the USBR Large-Scale Water Recycling Program grant. Metropolitan has received approximately \$15.6 million from USBR to date.
 - Technical studies are underway to support planning of DPR implementation and development of program phasing options, including treated water augmentation.
 - A board workshop is scheduled for July 22 to discuss term sheets for future member agency agreements.
 - Updated program costs are in development and will be presented to the Board this fall.
- **Advanced Water Purification Facility** – The AWPF will purify treated wastewater from Los Angeles Sanitation District (LACSD)'s A.K. Warren Water Resource Facility using membrane bioreactors (MBRs), reverse osmosis, and ultraviolet/advanced oxidation. With its expertise in biological wastewater treatment, LACSD will assume the responsibility of implementing the AWPF pretreatment, including the MBR facilities.
 - Preparation of a final draft of conceptual facilities is underway. This document records key assumptions of AWPF components.
 - Metropolitan received the Method of Services study from Southern California Edison in May. This study identifies infrastructure needs and costs to meet AWPF power requirements.

- Staff is preparing and plans to issue a Request for Qualification document as early as July for the procurement of a progressive design-build entity to start the design of the AWPf.
- **Direct Potable Reuse** — Metropolitan has completed bench-scale testing to screen the potential DPR treatment processes that could be used for the program. Planning of pilot-scale and demonstration-scale testing is in progress. Key testing equipment will be procured in mid-2025 to facilitate design of the DPR testing facility.

Conveyance Pipeline System — The PWSC conveyance system consists of the backbone pipeline that extends over 40 miles from the AWPf, repurposing an existing pipeline owned by the San Gabriel Valley Municipal Water District, and constructing a new DPR pipeline to convey water from the backbone eastward for raw water augmentation at Metropolitan's Weymouth plant.

- Conducted 16 market-sounding meetings with prospective contractors for Construction Management / General Contractor (CM/GC) alternative delivery services for Reaches 1 and 2, with plans to advertise this summer.
- Continued coordination with Southern California Edison (SCE) in drafting a lease agreement for Metropolitan's usage of approximately 12 miles of SCE right-of-way along the San Gabriel River.
- Continued utility and geotechnical field investigations for Reaches 1 and 2, with preliminary design anticipated to be complete by the end of the year.

Drought Mitigation—State Water Project Dependent Areas

The Drought Mitigation—State Water Project Dependent Areas Program is composed of CIP projects to replace, refurbish, upgrade, or construct new facilities, which are identified to mitigate the vulnerability experienced by specific member agencies that are affected during shortages of State Water Project supplies.

- **Wadsworth Bypass** — This project installs a bypass pipeline and an isolation valve to interconnect the Wadsworth Pumping Plant with the Eastside Pipeline. This project is also one of the four Rialto Pipeline service area supply reliability improvement projects. The contractor recently completed work associated with the April 2025 shutdown, including replacing depleted sacrificial anodes inside the Eastside Pipeline and installing the 84-inch butterfly valve. Construction is 95 percent complete and is scheduled to be complete in August 2025.
- **Inland Feeder Rialto Pipeline Intertie** — This project installs an interconnection pipeline and isolation valve structure between the Inland Feeder and Rialto Pipeline so that water can be delivered from DVL to the Rialto Pipeline. The contractor has completed construction of the isolation valve vault structure, installed the 96-inch pipe from the valve vault to the Rialto Pipeline and Inland Feeder, and constructed most of the pipe incasement. Construction is 87 percent complete and is scheduled to be complete in January 2026.
- **Inland Feeder-Badlands Tunnel Surge Protection** — This project installs a new open-to-atmosphere surge tank at the south portal of the Badlands Tunnel, which will protect the Inland Feeder from hydraulic transients when pumping water from Diamond Valley Lake to the Rialto Pipeline. The Contractor is currently installing valve grating and electrical power to the isolation valve. Construction is 85 percent complete and is scheduled to be complete in August 2025.

- **Foothill Pump Station** – This project will connect Metropolitan’s Inland Feeder to San Bernardino Valley Municipal Water District’s Foothill Pump Station, allowing DVL water to be pumped to the Rialto Pipeline. Completion of this project will allow this suite of drought mitigation projects to attain their full conveyance capacity of 120cfs from DVL to the east side State Water Project Dependent agencies. The project will install supply and discharge valves, bypass pipelines, isolation valves, and a surge protection system. Design is nearly complete, and permit acquisition is underway. In April, USBR executed a \$5 million grant for the construction of this project. With this federal nexus, USBR is engaged with facilitating the permitting process with the resource agencies.



Wadsworth Bypass — Installing New Anode on the Eastside Pipeline



Inland Feeder Rialto Pipeline Intertie – Placing Valve Vault Concrete Deck



Inland Feeder-Badlands Tunnel Surge Protection – Top Ring for Surge Tank



Sustain Metropolitan's mission with a strengthened business model

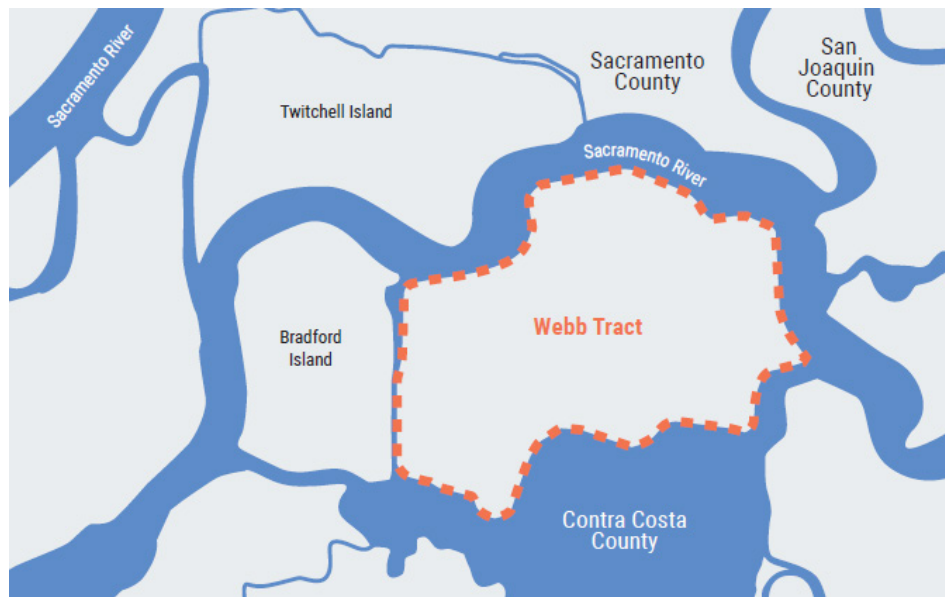
Value Engineering Program

Engineering Services conducts a Value Engineering (VE) program to review capital projects and identify opportunities and alternatives to enhance project performance, optimize the use of funding for CIP projects, and demonstrate responsible use of public funds. The objective of the VE program is to improve the overall value of CIP projects by applying an industry-accepted assessment methodology to examine a project's

function, design, equipment, material selections, and contracting approach. This comprehensive assessment is conducted at strategic stages in a project's life cycle.

Webb Tract Wetland Restoration

Engineering held a Constructability Review (CR) workshop for the Webb Tract Wetland Restoration Project in early May. This grant-funded project will construct approximately 1,900 acres of wetlands to stop the oxidation of the peat soils, reducing the release of greenhouse gas (GHG) emissions and reversing subsidence on Metropolitan's Webb Tract Island in the Sacramento-San Joaquin Delta region. Subsidence in the Delta threatens the reliability of the State Water Project. Reversing subsidence on the island will reduce the pressure on the levee system, which reduces the potential for levee failure. The scope includes berms, water management structures, and developing a habitat restoration planting plan. The workshop focused on biddability, risk assessment and mitigation, and ways to reduce the potential for future change orders. Participants included Metropolitan staff from Engineering, Bay-Delta Program, and Sustainability, Resiliency, and Innovation (SRI), joined by consultant staff in design, environmental planning, value engineering, and subject matter experts specializing in wetland restoration. This project would promote sustainable agriculture, sequester GHG emissions, and restore critical habitat for local species.



Webb Tract Island

Garvey Reservoir Rehabilitation

In late May, Engineering held a CR workshop for the Garvey Reservoir Rehabilitation project. The Garvey Reservoir is a critical facility in Metropolitan's treated water distribution system. Major project construction elements include demolition of the existing reservoir cover and liner, installation of a new cover and liner, seismic strengthening of the existing reservoir inlet/outlet tower, and replacement of the existing tower access bridge. A VE workshop was conducted in November 2022 to examine the proposed scope of work and identify recommendations for Metropolitan to consider, which would reduce project risk and improve its value. This CR workshop reviewed the bid package, construction-related risks, operability, maintainability, and lessons learned from prior similar projects. The CR Team included Metropolitan staff from Engineering,

Operations, External Affairs, and SRI, as well as design, value engineering, and subject matter expert consultant staff.




Garvey Reservoir



Empower the workforce

Career Launch Program

Engineering's Career Launch Program was established in 2012 to introduce new hires to Engineering's overall organization and Metropolitan's system and proactively prepare entry-level engineers for career progression in engineering leadership for the long term. This past month, the program concluded with a celebration for the 13th cohort of new hires.



Career Launch Culmination Meeting with 13th Cohort of New Hires

CIP Evaluation Committee Site Tour at the CRA

As part of the biennial CIP budget process, the CIP Evaluation Committee conducts site visits to hear directly from field staff and to observe conditions firsthand prior to performing its scoring and prioritization of CIP project proposals. This year, the committee traveled to Gene, Intake, and Iron Mountain Pumping Plants and discussed CIP project proposals with the CRA field staff.



CIP Evaluation Committee at Gene Camp (from left to right) Ish Singh, Tom Campbell, Victor Ramirez, Scott Reiersen, Diane Doesserich, Monica Tirtadidjaja, Joseph Mizia, Daniel Kim, Emerson Lego and Jeffrey Nikolas



CIP Evaluation Committee inspection at Eagle Mountain Pump Plant



CIP Evaluation Committee inspection at Eagle Mountain Pump Plant



Operations Groups

• June Operations Groups Monthly Activities Report

Summary

This monthly report for the Operations Groups provides a summary of activities for May 2025 in the following key areas:

- Enhance Workforce Safety
- Manage Business Operations, Budget, and Staffing
- Provide Reliable Water Deliveries and Manage Storage
- Develop New Supplies and Optimize System Flexibility
- Manage Power Resources and Energy Use in a Sustainable Manner
- Protect Source Waters and Ensure Water Quality Compliance
- Optimize Water Treatment and Distribution
- Protect Infrastructure and Optimize Maintenance
- Optimize Asset and Maintenance Management
- Enhance Emergency Preparedness and Response
- Prepare for Future Legislation and Regulations
- Advance Education and Outreach Initiatives
- Engage with Member Agencies and Other Stakeholders on Technical Matters

Purpose

Informational by the Operations Groups on a summary of key activities for the month of May 2025.

Attachments

Attachment 1: Detailed Report – Operations Groups' Monthly Activities for May 2025



Operations Groups

Core Business Objectives

Enhance Workforce Safety

Desert staff attended emergency medical skills training, which covered basic first aid, CPR, identifying stroke, and shock, and the use of an Automated External Defibrillator.



Staff training for emergency medical skills at Gene

Diemer plant staff is surveying all existing eyewash and safety showers throughout the facility. Most of the eyewashes and safety showers are equipped with audible alarms and strobe lights and will alarm in the control room when activated. The information from this survey will be used to standardize the design, equipment, and functionality of all eyewash stations and safety showers to improve response time and streamline maintenance.



Staff surveying eyewash and safety shower.

Manage Business Operations, Budget, and Staffing

Along with finalizing staffing submissions and finishing the strategic meeting sessions with the sections/units that began in April, the Business Management Team has been closely working with Business Support Team managers in preparation for the upcoming FY 2027-28 biennium budget process. This includes partnering with Finance and field teams to coordinate budget kick-off, preparation of budget development templates, and submission dates for later this year.

Provide Reliable Water Deliveries and Manage Storage

Metropolitan member agency water deliveries were 109,600 acre-feet (AF) for May, with an average of 3,500 AF per day, which was about 600 AF per day lower than in April. Treated water deliveries were 14,000 AF lower than in April, for a total of 59,700 AF, or 54 percent of total deliveries for the month. The Colorado River Aqueduct (CRA) pumped a total of 92,400 AF in May. State Water Project (SWP) imports averaged 2,000 AF per day, totaling about 61,900 AF for the month. The target SWP blend is currently 40 percent for Diemer, Weymouth, and Skinner.

Metropolitan has sufficient SWP and Colorado River supplies, in addition to storage, to meet demands in 2025. Water continues to be managed according to Water Surplus and Drought Management principles and operational objectives with an emphasis on positioning SWP supplies to meet future demands in the SWP-dependent area. The California Department of Water Resources (DWR) increased the SWP Allocation from 40 percent to 50 percent in late April. Metropolitan is continuing to manage Table A supplies to preserve supplies for the SWP-dependent area. At the same time, Metropolitan has shifted operations to manage surplus supplies. With the additional supplies, Metropolitan is delivering to member agency cyclic programs and to Desert Water Agency and Coachella Valley Water District in 2025.

Develop New Supplies and Optimize System Flexibility

With the recent completion of the Perris Valley Pipeline, staff completed the necessary work to place EM-24 into service. Mills electricians replaced several damaged electrical components, including a valve controller, ventilation equipment, and the main electrical service cabinet. Control systems technicians installed a new PLC-based RTU and a new Automated Meter Reading system. On May 2, service connection EM-24 went into service, providing an additional water supply to the Eastern Municipal Water District.



New remote terminal unit cabinet for EM-14

Operations

(continued)

Staff continued baseline monitoring for tertiary membrane bioreactor nitrification-denitrification testing and continued working with the Los Angeles County Sanitation Districts to prepare for procurement and installation of snail mitigation measures at the Pure Water Southern California Napolitano Innovation Center demonstration plant. Staff continued developing a reconfiguration plan to separate the current two-pass reverse osmosis (RO) system into two trains to allow testing of different types of RO membranes. Also, a carport was installed to provide covered storage as part of an upgrade to the on-site 90-day hazardous waste accumulation area.



Maintenance on drum screening equipment (left) and newly installed hazardous waste accumulation area (right) at the Napolitano Innovation Center

Manage Power Resources and Energy Use in a Sustainable Manner

Staff presented an informational item at May's Engineering, Operations, and Technology Committee on the status of affected system studies requested by external renewable generation developers, and the potential need for bridge agreements to be presented for board review and approval. Bridge agreements are agreements between Metropolitan and third-party generation developers that allow generation projects to connect to the grid and reach commercial operation on a temporary basis while detailed technical studies are still underway on their impacts on Metropolitan's CRA transmission system. These agreements allow generation projects to proceed in support of California's ambitious renewable portfolio standard goals while protecting Metropolitan's power and water operations.

Staff met with DWR representatives on progress and methodology for meeting their Senate Bill (SB) 1020 renewable energy goals. SB 1020 requires DWR's energy usage to be 100 percent renewable by 2035. As DWR's largest water contractor, Metropolitan pays approximately 70 percent of the SWP's annual energy bill. This represents, on an annual basis, as much as \$200-300 million in energy costs for Metropolitan. Staff is also participating in an ad-hoc risk oversight committee with other SWP contractors, monitoring DWR's progress toward this ambitious goal.

Staff attended the annual meeting of the Arizona Electric Power Cooperative (AEPCO) in May in Tucson, Arizona. Metropolitan is a Class D member of AEPCO and represents the largest single demand of any AEPCO member. AEPCO acts as transmission operator and scheduling coordinator for Metropolitan's transmission system, CRA pumping load, and allocation of hydropower at Hoover and Parker dams on the Colorado River. The keynote speaker of the annual meeting was Mark Rothleder, Chief Operating Officer of the California Independent System Operator, who discussed the expansion of the energy imbalance market (EIM) across the western United States and efforts to include AEPCO's footprint within the EIM.

Protect Source Waters and Ensure Water Quality Compliance

Metropolitan complied with all water quality regulations and primary drinking water standards during April 2025.

Throughout May, Water Quality partnered with Information Technology to develop an assessment and potential upgrade of the Laboratory Information Management System, which tracks water quality monitoring samples from the point of collection in the field through analysis and produces results for reporting to regulatory authorities.

The turbidity meters at multiple locations throughout Metropolitan's main system and the desert pumping plants were calibrated this month. Annual calibration is required to ensure the accuracy and reliability of data used for compliance and process monitoring.

Staff contributed to the state of California's Interagency Golden Mussel Response Framework, which was published in April and provides recommendations and guidelines to agencies and utilities to minimize the impact of invasive mussels on the environment, economy, and infrastructure. Staff also participated in the state's golden mussel task force meeting in May, which focused on public outreach, education, and mussel monitoring.

Optimize Water Treatment and Distribution

The SWP target blend entering the Weymouth and Diemer plants increased from 25 percent to 40 percent in May and from zero to 25 percent entering Lake Skinner. Flow-weighted running annual averages for total dissolved solids from March 2024 through February 2025 for Metropolitan's treatment plants capable of receiving a blend of supplies from the SWP and the CRA were 592 mg/L, 577 mg/L, and 571 mg/L for the Weymouth, Diemer, and Skinner plants, respectively.

Staff recently completed a shutdown on 6.5 miles of the Sepulveda Feeder and returned 7.3 miles of the Second Lower Feeder to service. During this outage, 1.2 miles of the Second Lower Feeder were steel relined, and three new 48-inch sectionalizing valves were installed at the Second Lower Feeder/Sepulveda Feeder interconnection. An internal inspection of the Sepulveda Feeder found no mortar damage. This outage also allowed for continued rehabilitation of the Oak Street Pressure Control Structure (PCS) on the Second Lower Feeder.



Staff assembling a 20-inch conical plug valve at Oak Street PCS.

In a coordinated effort to restore full fluorosilicic acid (FSA) injection capabilities at the Jensen plant, the temporary FSA tank installation is underway. Staff are installing fastening brackets to secure the tank and will be making necessary mechanical, electrical, and control system connections to put the system into service by the end of the month.



Staff core drilling chemical tank base for tie-down brackets at the Jensen plant.

The La Verne Shops received a request to refurbish a 72-inch sleeve valve for the DVL Secondary Inlet. The Shops manufactured and refurbished a multitude of components to restore the sleeve valve to the original equipment manufacturer's specifications. The Shops also assisted with the on-site assembly of the refurbished components.



As-found condition (left), weld build-up (middle) and completed refurbishment (right) for a component of the DVL sleeve valve



Corrosion on top side (left) and finished coating (middle and right) of a component of the DVL sleeve valve



As-found condition of stainless-steel sleeve (left and middle) and completed sleeve (right)



Assembly of DVL sleeve valve gate and inner sleeve

Operations

(continued)

Lake Skinner Outlet Tower is regularly chlorinated on a quarterly basis for a two-week duration as part of the quagga mussel control program. Chlorine gas is drawn under vacuum to the tower, and a set amount of chlorine is applied to prevent quagga mussels from growing in the influent of the Skinner plant. The last time tower chlorine was scheduled, a vacuum could not be established which indicated there was a leak in the piping. After excavating a portion of the piping, the leak point was identified. Staff replaced about 80 feet of 8-inch diameter PVC pipe to repair the leak.



Broken 8-inch, 45-degree pipe joint (left) and repaired pipe and joint (right) in the Skinner area

Operations

(continued)

Weymouth plant staff worked with a vendor to calibrate the air gap meter. This meter measures the discharge from the solids handling process into the Los Angeles County sanitary sewer system. To ensure that the plant's allotted amount of flow is not exceeded, the flow meter is calibrated annually. Using the air gap meter provides an efficient method to remove solids from the water treatment process.



Staff verifying flow rate for the air gap to the sanitary sewer at the Weymouth plant.

Staff is prefabricating new service lines for the domestic water tank at Iron Mountain. These will replace aging lines and valves on the exterior of the tank, improving operational performance and ensuring reliable operation and water quality.



Staff welding new piping (left) and new piping and fixtures (right) for the Iron Mountain domestic water tank.

Protect Infrastructure and Optimize Maintenance

Metropolitan's CIP Evaluation Committee performed a site visit to Intake, Gene, and Eagle Mountain pumping plants. This committee reviews, prioritizes, and recommends allocations for capital projects throughout the district.



CIP Evaluation Committee at Eagle Mountain Pumping Plant

Staff continued refurbishment of a discharge valve at the Iron Mountain pumping plant. The Desert Coatings Team is performing the final touch-up coating applications to the attaching linkage from the actuating stem to the valve plug.



Discharge Valve coating applications at the Iron Mountain Pumping Plant

The Desert Pump Maintenance crew is installing a specialty hollow bore lathe with a 20-foot bed into their machine shop. This lathe gives staff the ability to machine discharge valve stems, pump shafts, and other intricate components critical to pump operations.



Staff installing a specialty lathe in the Gene machine shop.

Desert Powerline crew installed a new electrical service line from a power pole to a newly remodeled home in the Gene Camp south village area.



Staff installing a new electrical service line at Gene.

Operations

(continued)

Weymouth staff replaced a 50kW Uninterruptible Power Supply (UPS) unit at the San Dimas Pressure Control Facility. This unit provides redundant emergency backup power to the PCS valves and automated control systems, ensuring flow transfers can occur during a complete utility power outage or backup generator failure. The existing unit had exceeded its expected 10-year service life and required replacement.



Staff moving new UPS unit into position (left) and making electrical connections (right) at San Dimas PCS.

Staff began reassembly of the Secondary Inlet at Diamond Valley Lake including lowering portions of the 72-inch sleeve valve into position for assembly. This work will extend into the summer period due to its large scope.



Staff lowering a 72-inch sleeve valve segment into the DVL Secondary Inlet shaft.

Operations

(continued)



View of the 170-foot-deep shaft as a valve body piece is lowered into position (left) and staff preparing the flange face connection (right)

Optimize Asset and Maintenance Management

Staff completed the final workshops to evaluate the maturity of Metropolitan's asset management practices with executive management. Facilitated by a consultant, these sessions engaged managers and staff from key areas across the organization, including Operations, Engineering, Information Technology, Finance, Human Resources, Administrative Services, Office of Sustainability, Resilience and Innovation, and Office of Safety, Security, and Protection. Held both in-person and virtually to maximize participation, the workshops focused on increasing management awareness of how asset management supports their daily work, assessing current practices, and defining target maturity levels to reach over the next five years.

Discussions covered core areas to set the direction of asset management, such as the development of an asset management policy, strategic plan, and near-term objectives. A briefing with executive management is scheduled for later this year to provide an overview of the findings and a roadmap to be included in the upcoming update to the Strategic Asset Management Plan in 2026.



Discussions during the Asset Management Workshop

Enhance Emergency Preparedness and Response

Staff continued construction of the Diemer helicopter hydrant facility. The helicopter hydrant consists of an open-top tank and supporting infrastructure, allowing helicopters to collect water for firefighting quickly. Metropolitan collaborated with the Yorba Linda Water District to develop a project benefiting both agencies. The Yorba Linda Water District will provide up to \$500,000 in grant funding, technical support during design and construction, and coordination with the California Department of Forestry and Fire Protection and Orange County Fire Authority to ensure both agencies' design and operational conditions are acceptable. Metropolitan will own and operate the facility upon its completion this summer.



Staff installing electrical conduits for the heli-hydrant at the Diemer plant.

Staff participated in a Water Quality Incident Command Post tabletop exercise focused on the roles and responsibilities of the various positions, expanding staff participation in the ICP, and ensuring sufficient backup for each of the positions.

Prepare for Future Legislation and Regulations

In May, Metropolitan staff met with CARB's Advanced Clean Fleets (ACF) rulemaking team to discuss Metropolitan's unique operational needs across our service area, fleet composition, and emergency mobilization efforts during the January wildfire/extreme wind events. CARB is currently engaging with various utilities to collect public utility fleet data as they prepare to modify the ACF for state and local governments in their upcoming rulemaking effort scheduled for late 2025. Staff will continue to collaborate with CARB and monitor the progress of any future ACF rulemaking efforts.

Also in May, EPA announced that it plans to rescind its individual maximum contaminant levels (MCLs) for PFNA, PFHxS, and GenX Chemicals, as well as the Hazard Index concept for mixtures of select PFAS. EPA will only keep the individual MCLs set for PFOA and PFOS at 4.0 parts per trillion (ppt). Additionally, EPA plans to issue a proposed rule this fall to extend the compliance date for PFOA and PFOS to 2031 and anticipates finalizing the rule by Spring of 2026. These actions are in response to AWWA, AMWA, and several chemical industry associations filing Petitions for Review in 2024 asking a federal court to decide whether EPA acted appropriately when setting the MCLs and MCLGs for the six PFAS. Staff will continue to track and respond to any future developments with respect to PFAS.

Florida became the second state to ban fluoridation of drinking water. The statewide ban starts on July 1. In March, Utah became the first state to outlaw the practice. A handful of other states, including Ohio and Texas, and several local governments are weighing fluoride bans. Current California law requires water systems with 10,000 or more connections to fluoridate if funding is available. Metropolitan has adjusted the natural fluoride levels in its treated water supplies since 2007, in full compliance with federal and state drinking water regulations.

Staff submitted a comment letter in response to the State Water Board's updated draft language for its underground storage tank (UST) regulations. Staff comments were geared toward streamlining compliance for Metropolitan's 39 double-walled USTs that are located throughout its service area. The State Water Resources Control Board intends for the revised UST regulations to go into effect on January 1, 2026. Staff will continue to monitor for any future updates to the UST regulations.

Advance Education and Outreach Initiatives

Multiple staff provided five tours of the Water Quality Laboratory throughout May for Metropolitan employees and directors, member agencies, and external groups. These tours highlight the importance of high-quality water in achieving Metropolitan's overall mission and provide training opportunities to ensure an adequate pool of suitably qualified and experienced staff to continue providing facility tours.

Engage with Member Agencies and Other Stakeholders on Technical Matters

The Operations Groups hosted a two-day field inspection trip for executive management from both Metropolitan and California Department of Water Resources. The field inspection trip included presentations and tours of several key facilities: Michael J. McGuire Water Quality Laboratory, F.E. Weymouth Water Treatment Plant, La Verne Shops, Gene facilities, Whitsett Intake Pumping Plant, and Copper Basin Reservoir. The trip provided DWR leadership with a first-hand look at Metropolitan's water infrastructure and an opportunity to engage in collaborative discussions on water supply, water management, and water quality—further strengthening the partnership between our two agencies.



Department of Water Resources tour at Intake Pumping Plant

Jensen plant staff gave a tour to member agencies Calleguas Municipal Water District and Las Virgenes Municipal Water District. The main purpose of the tour was to demonstrate how the Jensen plant treats water for delivery to the San Fernando Valley, Ventura County, and Central Los Angeles areas. Participants walked through the treatment process and were shown the functionality of critical facilities to the western service area, including the De Soto Control Valve and the Greg Avenue Pump Station—both critical to delivering water to the end of the West Valley No. 1 & 2 pipelines, the primary delivery lines for these agencies. The tour also provided an opportunity to discuss future projects and explore collaborations that benefit both Metropolitan and its member agencies.



Calleguas and Las Virgenes representatives tour the Jensen plant